

VIN PLATE DECODING INFORMATION

1	2	3	4	5	6	7	8	9	10	11	12 thru 17
Country	Make	Vehicle Type	Other	Line	Series	Body Style	Engine	Check Digit	Model Year	Assy. Plant	Sequence No.

The following table interprets the VIN Plate position shown above.

Position	Interpretation	Codes = Description
1	Country of Origin	1 = United States
2	Assembler	J = Jeep
3	Vehicle Type	4 = Multipurpose Vehicle
4	GVWR & Pass. Safety	D = 0-1360 kg (0-3000 lbs) E = 1362 - 1814 kg (3001 - 4000 lbs) F = 1815 - 2267 kg (4001 - 5000 lbs) G = 2268 - 2721 kg (5001 - 6000 lbs) H = 2722 - 3175 kg (6000 - 7000 lbs) J = 3176 - 3628 kg (7001 - 8000 lbs) K = 3629 - 4082 kg (8001 - 9000 lbs) L = 4083 - 4535 kg (9001 - 10,000 lbs) M = 4536 - 6350 kg (10,001 - 14,000 lbs)
5	Vehicle Line	X = Grand Cherokee 4x2 (LHD) Z = Grand Cherokee 4x4 (LHD)
6	Series	5 = Laredo (With ARN Pkg) 6 = Limited (With ARP Pkg)
7	Body Style	8 = 4 Door Sport Utility
8	Engine	S = 4.0L Gas (ERH) Y = 5.2L Gas (ELF) Z = 5.9L Gas (EML)
9	Check Digit	0 = Check Digit 0 = Check Digit
10	Model Year	W = 1998
11	Assembly Plant	C = Jefferson North
12 thru 17	Vehicle Build Sequence	Model Year Assembly Sequence

Group - 2  
Front Suspension & Drive

Group - 2 Front Suspension & Drive

Illustration Title Group-Fig. No.

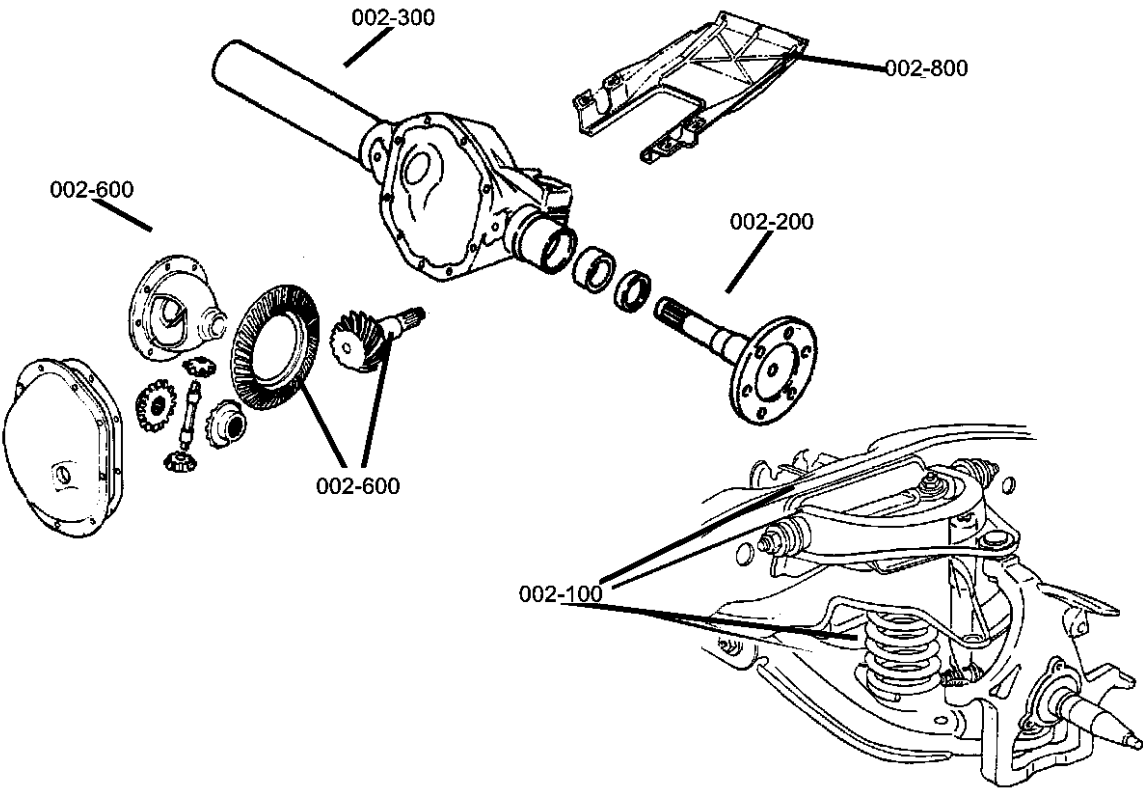
**Front Suspension**  
Suspension,Front,Springs,Shocks,Control Arms ..... Fig. 2 - 110  
Bar,Front Stabilizer Bar ..... Fig. 2 - 120  
Bar,Front Track ..... Fig. 2 - 130

**Front Axle Drive Shafts**  
Shafts,Front Axle..... Fig. 2 - 210

**Front Axle Housing**  
Housing,Front Axle 2 Wheel Drive..... Fig. 2 - 310  
Housing,Front Axle 4 Wheel Drive..... Fig. 2 - 320

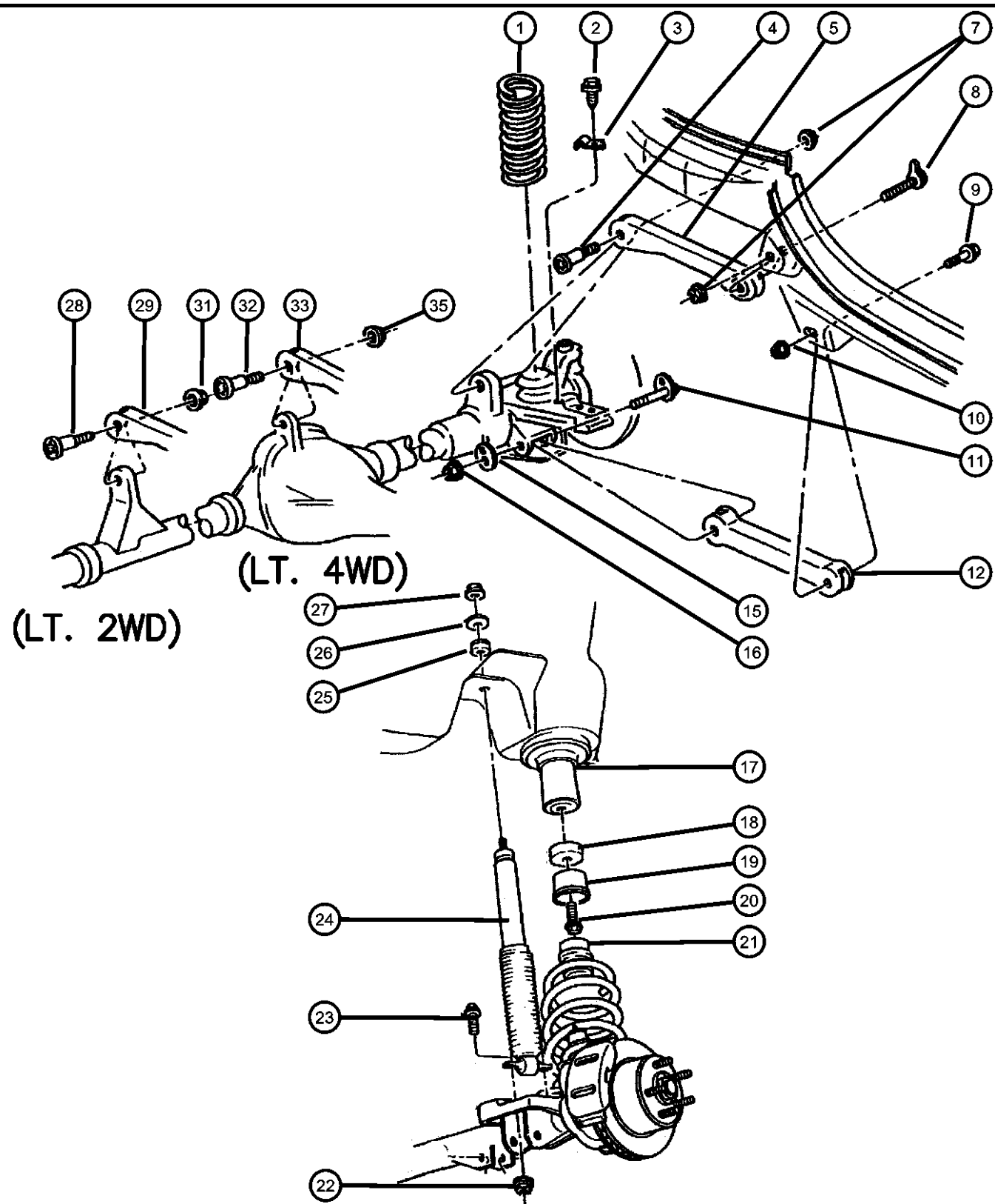
**Front Axle Assembly**  
Axle Assembly,Front ..... Fig. 2 - 410

**Front Axle Differential**  
Differential,Front,Internal Parts..... Fig. 2 - 610



<div>002-100 Front Suspension</div>	<div>002-200 Front Axle Drive Shafts</div>	<div>002-300 Front Axle Housing</div>	<div>002-400 Front Axle Assembly</div>
<div>002-600 Front Axle Differential</div>			

Suspension,Front,Springs,Shocks,Control Arms  
Figure 2-110



ITEM	PART NUMBER	QTY	LINE	SERIES	BODY	ENGINE	TRANS	TRIM	DESCRIPTION
------	----------------	-----	------	--------	------	--------	-------	------	-------------

Note:UCA=Upper Control Arm—LCA=Lower Control Arm—SDA=Normal Duty Suspension—SDU=High Pressure Gas Charged Shocks—ER0=4

1									SPRING, Front Coil
	52088102	1							[ZFJ,ZUJ]
	52088105	1							[ZGL,ZVL]
	52088181	1							[ZFL,ZUL]
	52088361	1							[ZFM,ZUM]
	52088362	1							[ZFN,ZUN]
	52088363	1							[ZGN,ZVN]
	52088103	1							[ZFK,ZUK]
	52088104	1							[ZGK,ZVK]
	52089141	1							[ZGP,ZVP]
2	06502468	2							SCREW, Hex Flange Head, M8x1.25x20, Coil Spring Retainer
3									BRACKET, Spring
	52005917	1							Coil Spring Retainer, Left
	52088114	1							Coil Spring Retainer, Right
4	06502469	2							SCREW, Truss Head, M10x1.5x75, UCA to Front Axle Mounting
5	52087711	2							ARM, ControlUpper
-6	52087852	2							BUSHING, Control ArmUpper
7	06502696	4							NUT, Hex Flange Lock, M10x1.5, UCA to Front Axle and Sill Mounting
8	06503085	1							BOLT, Hex Flange Head, M10x1.50x78.20, UCA to Sill Mounting
9	06502963	2							BOLT, Hex Flange Head, LCA to Sill Mounting
10	06502696	4							NUT, Hex Flange Lock, M10x1.5, LCA to Sill Mounting
11	06504238	2							BOLT AND WASHER, Hex Head, M14 x 2.00 x 111.6, LCA to Front Axle Mounting
12	52088312	2							ARM, ControlLower
-13	52088167	2							BUSHING, Control Arm, LCA to Body, Lower
-14	52087720	2							BUSHING, Control Arm, LCA to Axle, Lower
15	06504236	2							WASHER, M14, LCA to Front Axle Mounting

GRAND CHEROKEE (ZJ)

SERIES	LINE
L = LOWLINE	T = JEEP - 2WD J = JEEP - 4WD

BODY  
74 = SPORT UTILITY 4-DR

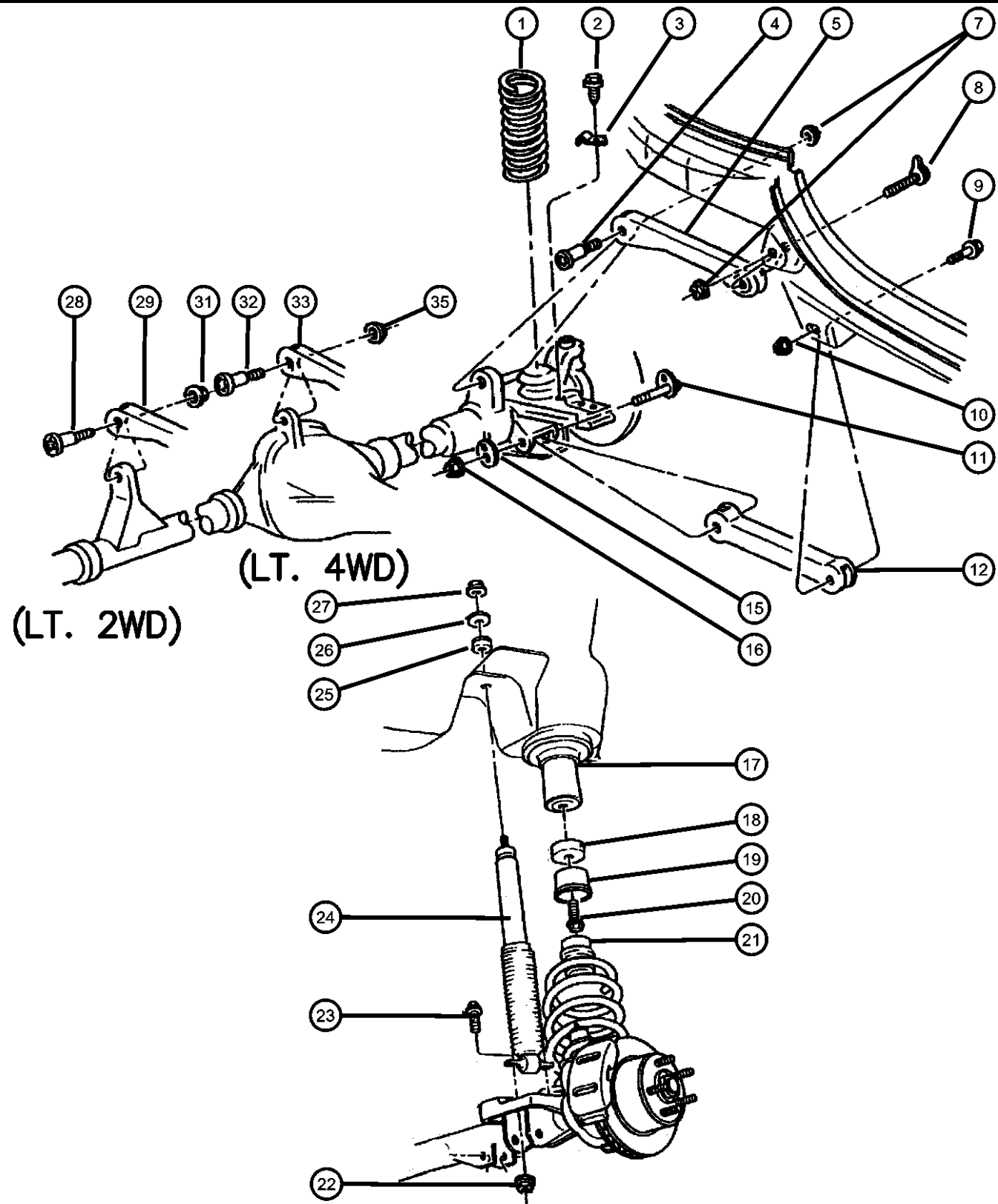
ENGINE  
ELF = 5.2L V8 MPI Engine  
EML = 5.9L V8 MPI Engine  
ERH = 4.0L Power Tech I-6  
Engine

TRANSMISSION  
DGK = 4-Spd. Automatic 42RE  
Transmission  
DGT = 4-Spd. Automatic 46RE  
Transmission  
DGW = TRANSMISSION - 4-SPD.  
AUTOMATIC,44RE  
DGO = ALL AUTOMATIC  
TRANSMISSIONS

AR = use ase required - = Non illustrated part

1998 ZJ

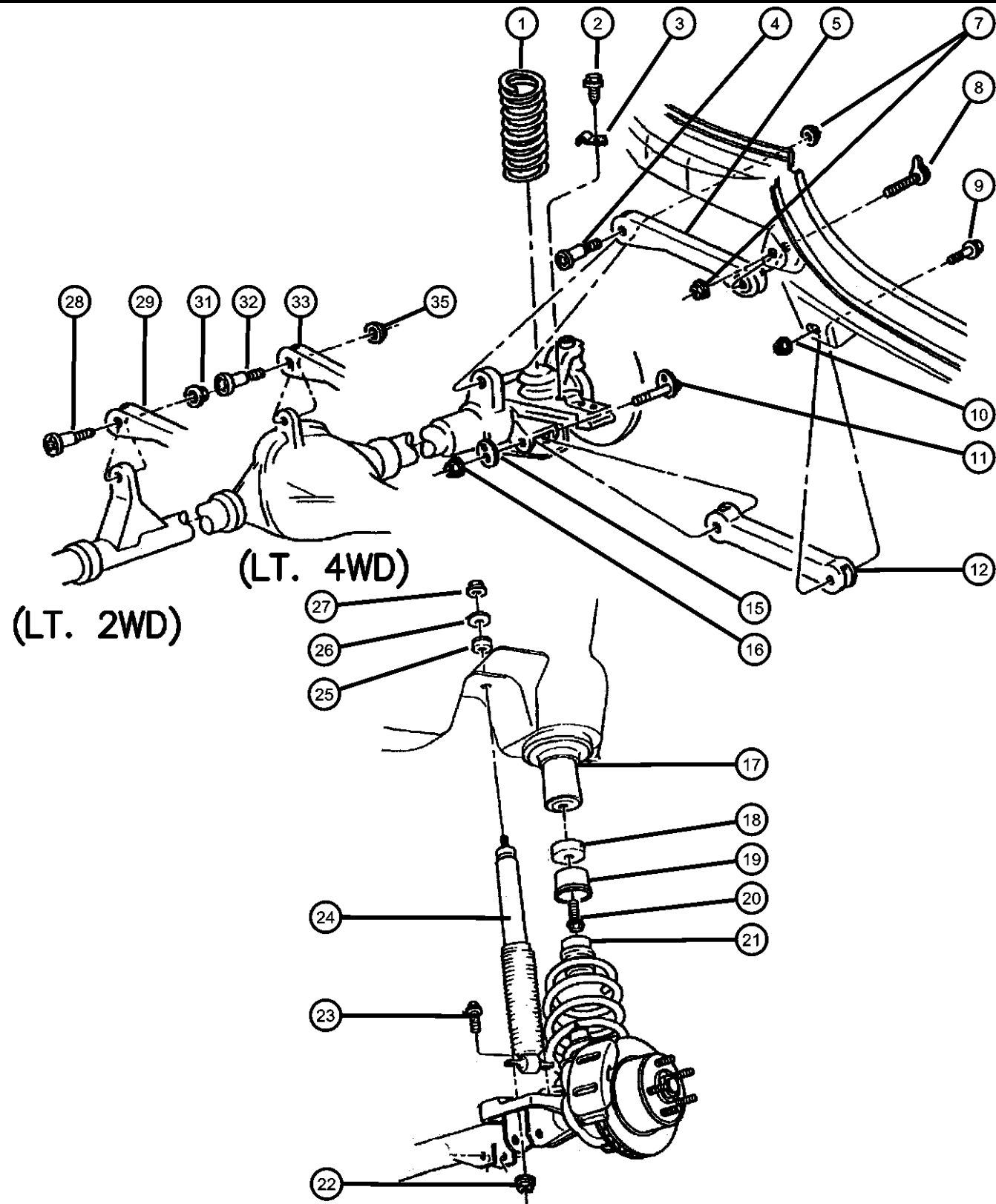
Suspension,Front,Springs,Shocks,Control Arms  
Figure 2-110



ITEM	PART NUMBER	QTY	LINE	SERIES	BODY	ENGINE	TRANS	TRIM	DESCRIPTION
16	06503841	2							NUT, Hex, M14-2, LCA to Front Axle Mounting
17	52087767	2							ISOLATOR, SpringUpper
18	52005645	2	J						SPACER, Jounce Bumper, [SDU] Only
19	52087635	2							CUP, Jounce Bumper
20	06504425	2							SCREW AND WASHER, M10x1.50x35, Jounce Bumper Mounting
21	52087992	2							BUMPER, Jounce
22	06101695	4							NUT, Hex Flange Lock, Shock Mounting, Lower
23	06502555	4							BOLT, M8x1.25x30, Shock Mounting, Lower
24									SHOCK ABSORBER PACKAGE, Suspension, Front
	04638190AC	2				EL0, EM0			[SDA]
	G0060052								Mopar V-Line Alternative Part
	0SGR5128								Rancho Shock
	0SG23252								Mopar V-Line Alternative Part
	04741675	2							[SDU]
	G0060052								Mopar V-Line Alternative Part
	0SGR5128								Rancho Shock
	0SG23162								Mopar V-Line Alternative Part
	04897794AA	2				ER0			[SDA]
	G0060052								Mopar V-Line Alternative Part
	0SGR5128								Rancho Shock
	0SG23252								Mopar V-Line Alternative Part
25	52087768	2							GROMMET, Shock Absorber
26	52005574	2							RETAINER, Shock Absorber
27	06502556	2							NUT, Hex, M10-1.5, Shock Mounting, Upper
28	06502469	2							SCREW, Truss Head, M10x1.5x75, UCA to Front Axle Mounting
29	52087711	2							ARM, ControlUpper
-30	52087852	2							BUSHING, Control ArmUpper

GRAND CHEROKEE (ZJ)		BODY		ENGINE		TRANSMISSION	
SERIES	LINE						
L = LOWLINE	T = JEEP - 2WD J = JEEP - 4WD	74 = SPORT UTILITY 4-DR		ELF = 5.2L V8 MPI Engine EML = 5.9L V8 MPI Engine ERH = 4.0L Power Tech I-6 Engine		DGK = 4-Spd. Automatic 42RE Transmission DGT = 4-Spd. Automatic 46RE Transmission DGW = TRANSMISSION - 4-SPD. AUTOMATIC,44RE DGO = ALL AUTOMATIC TRANSMISSIONS	

Suspension,Front,Springs,Shocks,Control Arms  
Figure 2-110

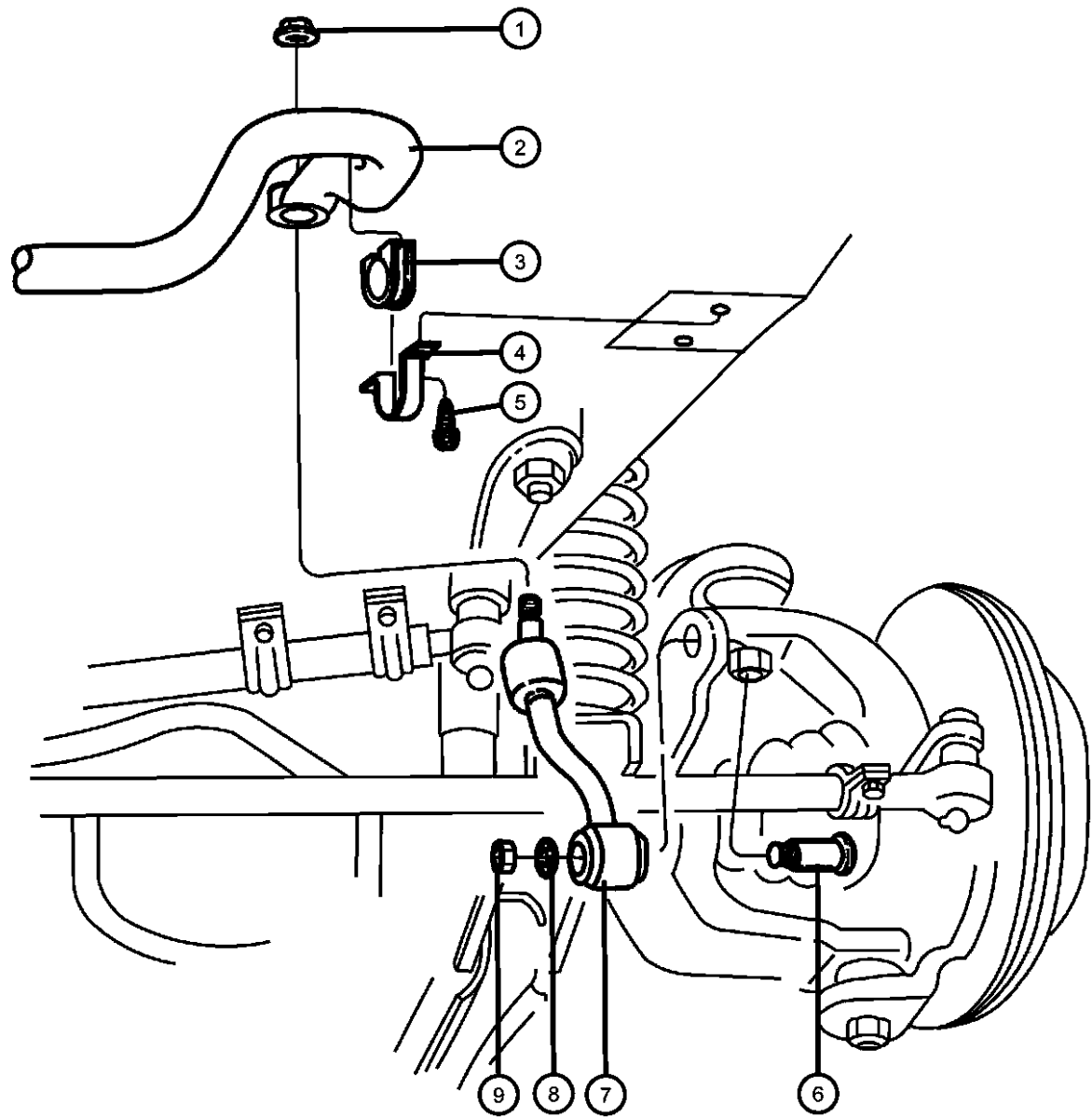


ITEM	PART NUMBER	QTY	LINE	SERIES	BODY	ENGINE	TRANS	TRIM	DESCRIPTION
31	06502696	4							NUT, Hex Flange Lock, M10x1.5, UCA to Front Axle Mounting
32	06502469	2							SCREW, Truss Head, M10x1.5x75, UCA to Front Axle Mounting
33	52087711	2							ARM, ControlUpper
-34	52087852	2							BUSHING, Control ArmUpper
35	06502696	4							NUT, Hex Flange Lock, M10x1.5, UCA to Front Axle Mounting

GRAND CHEROKEE (ZJ)		BODY		ENGINE		TRANSMISSION	
SERIES	LINE						
L = LOWLINE	T = JEEP - 2WD J = JEEP - 4WD	74 = SPORT UTILITY 4-DR		ELF = 5.2L V8 MPI Engine EML = 5.9L V8 MPI Engine ERH = 4.0L Power Tech I-6 Engine		DGK = 4-Spd. Automatic 42RE Transmission DGT = 4-Spd. Automatic 46RE Transmission DGW = TRANSMISSION - 4-SPD. AUTOMATIC,44RE DGO = ALL AUTOMATIC TRANSMISSIONS	

AR = use ase required - = Non illustrated part

Bar,Front Stabilizer Bar  
Figure 2-120



ITEM	PART NUMBER	QTY	LINE	SERIES	BODY	ENGINE	TRANS	TRIM	DESCRIPTION
1	06502979	2							NUT AND WASHER, Hex, M10x1.5
2	52088100	1							BAR, Front Sway
3	52088523	2							CUSHION, Sway Eliminator, Stabilizer
4	52087865	2							RETAINER, Stabilizer Bar Grommet
5	06101972	4							SCREW AND WASHER
6	06505465AA	2							SCREW, Truss Head, M12x1.75x70
7	52088437	2							LINK, Sway Eliminator
8	52088437	2							WASHER, Flat, ID 13.07 x OD40.00 x THK 3.50, (NOT SERVICED)
9	06502697	2							NUT, Hex Flange Lock, M12x1.75

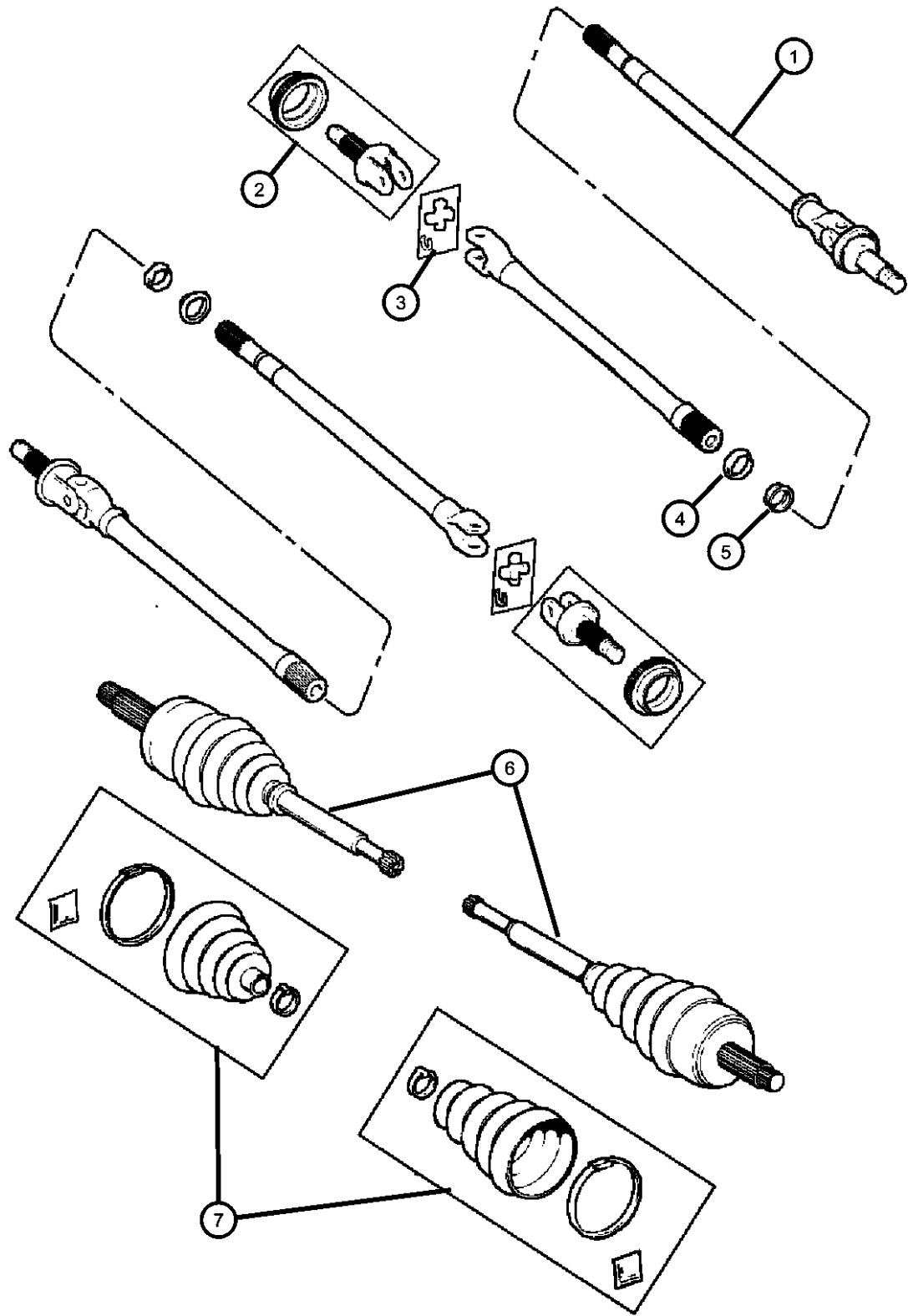
GRAND CHEROKEE (ZJ)					
SERIES	LINE	BODY	ENGINE	TRANSMISSION	
L = LOWLINE	T = JEEP - 2WD J = JEEP - 4WD	74 = SPORT UTILITY 4-DR	ELF = 5.2L V8 MPI Engine EML = 5.9L V8 MPI Engine ERH = 4.0L Power Tech I-6 Engine	DGK = 4-Spd. Automatic 42RE Transmission DGT = 4-Spd. Automatic 46RE Transmission DGW = TRANSMISSION - 4-SPD. AUTOMATIC, 44RE DGO = ALL AUTOMATIC TRANSMISSIONS	

Bar,Front Track  
Figure 2-130

ITEM	PART NUMBER	QTY	LINE	SERIES	BODY	ENGINE	TRANS	TRIM	DESCRIPTION
1	06502697	2							SCREW, Flange Head, M12x1.75x98, (NOT SERVICED)
2	52001493	1							PLATE, Track Bar
3	06502697	2							NUT, Hex Flange Lock, M12x1.75
		1				ER0			
4	52088444AC	1							BRACKET, Track Bar
5	06502557	1				ER0			BOLT, Hex Flange Head, M12x1.75x40
		2							
6	52007118	1							BAR, Track
7	06504449	1							NUT, Hex, M10-1.5
8	06505131AA	1							SCREW
9	06034358	1							NUT, Hex, .50-20
10	06034358	1							COTTER PIN, (NOT SERVICED)
11	52007120	1				ER0			BRACKET, Track Bar
12	06502557	1				ER0			BOLT, Hex Flange Head, M12x1.75x40
		2							

GRAND CHEROKEE (ZJ)		BODY		ENGINE	TRANSMISSION
SERIES	LINE				
L = LOWLINE	T = JEEP - 2WD J = JEEP - 4WD	74 = SPORT UTILITY 4-DR		ELF = 5.2L V8 MPI Engine EML = 5.9L V8 MPI Engine ERH = 4.0L Power Tech I-6 Engine	DGK = 4-Spd. Automatic 42RE Transmission DGT = 4-Spd. Automatic 46RE Transmission DGW = TRANSMISSION - 4-SPD. AUTOMATIC, 44RE DGO = ALL AUTOMATIC TRANSMISSIONS

Shafts,Front Axle  
Figure 2-210



ITEM	PART NUMBER	QTY	LINE	SERIES	BODY	ENGINE	TRANS	TRIM	DESCRIPTION
1	04874306	1	J						SHAFT, Axle
	04874307	1	J						[DHP], Right
2	04728984	2	J						SHAFT, Stub, [DHP] Stub,with
									Tone Ring, Outer
3	04137757	2	J						U JOINT, Front Axle, [DHP]
4	04874477	2	J						SEAL, Axle Drive Shaft
5	04882135	2	J						SLINGER, Oil, [DHP]
6									SHAFT, Axle
	04720380	1	J						[DHR], Right
	R2073987								Mopar Remanufactured Part
	04720381	1	J						[DHR], Left
7	R2073977								Mopar Remanufactured Part
	04796233	2	J						BOOT KIT, Half Shaft, [DHR]
									Contains 1 Boot Kit, Right or Left

GRAND CHEROKEE (ZJ)

SERIES LINE  
L = LOWLINE T = JEEP - 2WD  
J = JEEP - 4WD

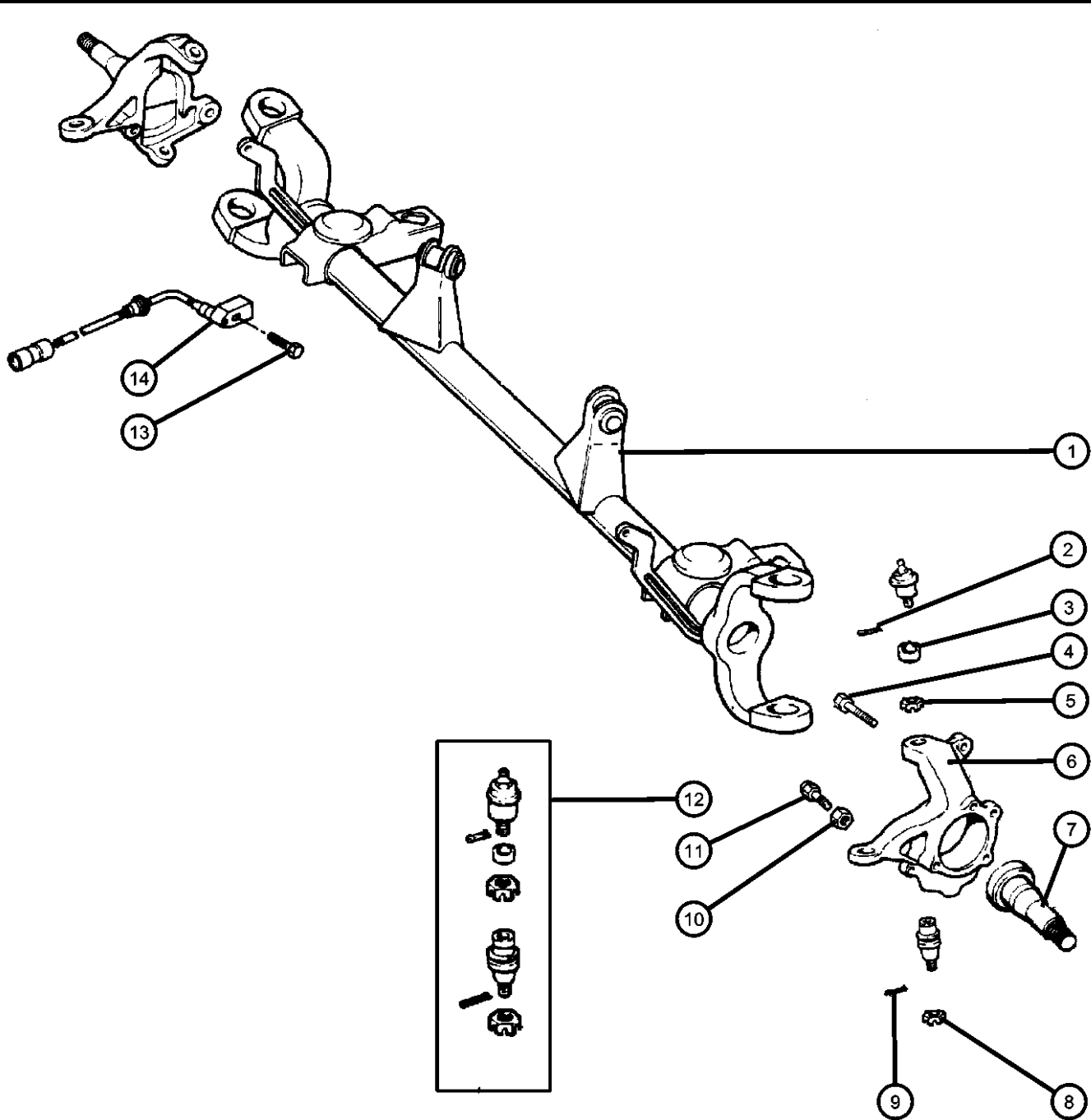
BODY  
74 = SPORT UTILITY 4-DR

ENGINE  
ELF = 5.2L V8 MPI Engine  
EML = 5.9L V8 MPI Engine  
ERH = 4.0L Power Tech I-6 Engine

TRANSMISSION  
DGK = 4-Spd. Automatic 42RE Transmission  
DGT = 4-Spd. Automatic 46RE Transmission  
DGW = TRANSMISSION - 4-SPD. AUTOMATIC,44RE  
DGO = ALL AUTOMATIC TRANSMISSIONS



Housing,Front Axle 2 Wheel Drive  
Figure 2-310

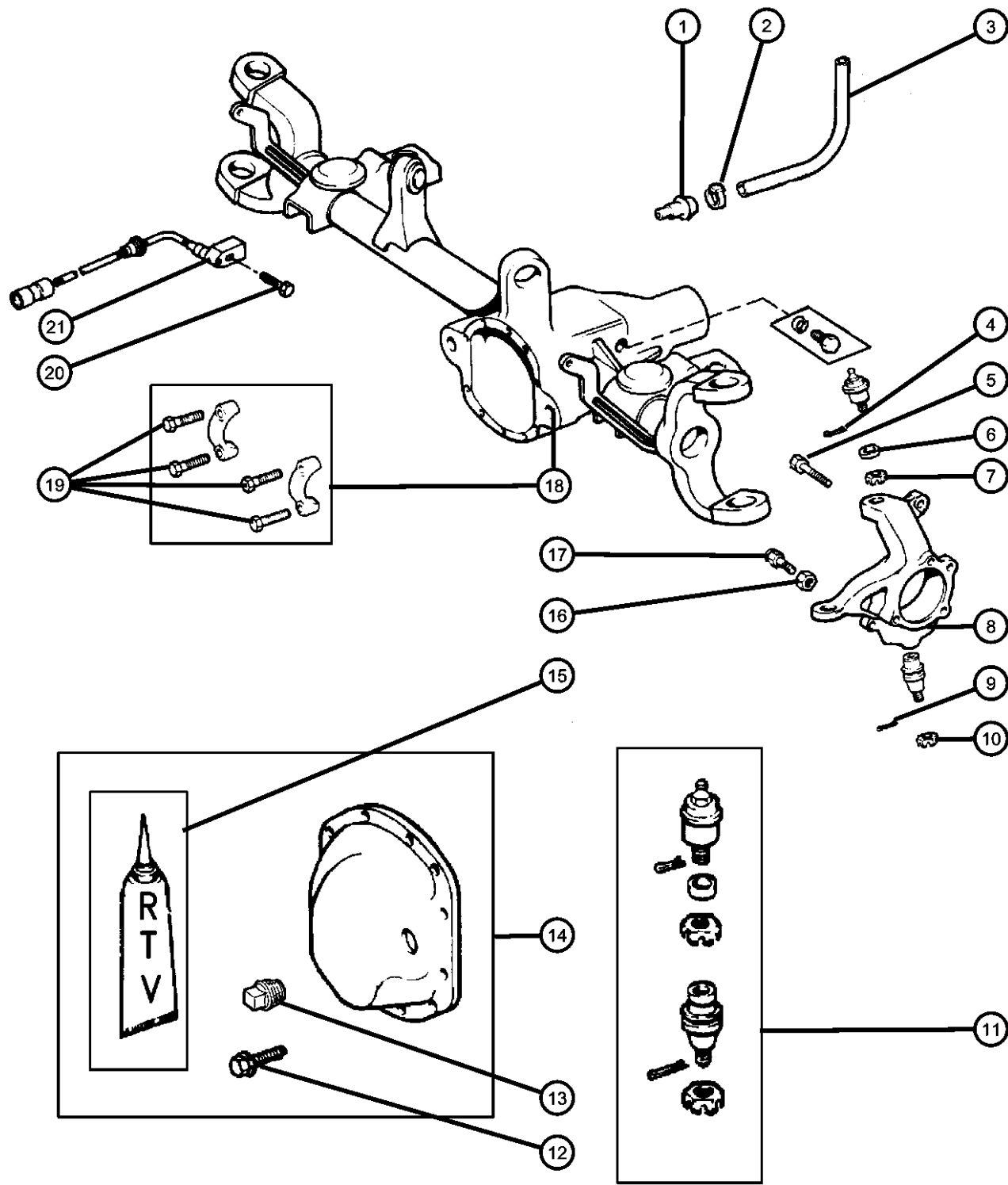


ITEM	PART NUMBER	QTY	LINE	SERIES	BODY	ENGINE	TRANS	TRIM	DESCRIPTION
1	04746923	1	T						HOUSING, Axle
2	J8121392	2	T						PIN, CotterUpper
3	83500203	2	T						RING, Ball JointUpper
4	34201535	6	T						BOLT, Knuckle to Hub and bearing Mounting
5	J0125258	2	T						NUT, Hex Slotted, Ball Joint Mounting, Upper
6									KNUCKLE, Front
	52067576	1	T						Right
	52067577	1	T						Left
7	04741011	2	T						SHAFT, Dummy
8	J8123318	2	T						NUT, Ball Joint Mounting, Lower
9	J8121392	2	T						PIN, CotterLower
10	S0114494	2	T						NUT, Steering KnuckleStop
11	01791701	2	T						BOLT, Steering Knuckle Stop
12	83500202	2	T						BALL JOINT KIT, Knuckle
13	83504920	2	T						BOLT, Sensor Mounting
14	56005216	2	T						SENSOR, Anti-Lock Brakes
-15									BRACKET, Brake Sensor
	56026996	1	T						Right
	56026997	1	T						Left

GRAND CHEROKEE (ZJ)									
SERIES	LINE			BODY			ENGINE	TRANSMISSION	
L = LOWLINE	T = JEEP - 2WD J = JEEP - 4WD			74 = SPORT UTILITY 4-DR			ELF = 5.2L V8 MPI Engine EML = 5.9L V8 MPI Engine ERH = 4.0L Power Tech I-6 Engine	DGK = 4-Spd. Automatic 42RE Transmission DGT = 4-Spd. Automatic 46RE Transmission DGW = TRANSMISSION - 4-SPD. AUTOMATIC,44RE DGO = ALL AUTOMATIC TRANSMISSIONS	

AR = use ase required - = Non illustrated part

Housing,Front Axle 4 Wheel Drive  
Figure 2-320



ITEM	PART NUMBER	QTY	LINE	SERIES	BODY	ENGINE	TRANS	TRIM	DESCRIPTION
1	83504653	1	J						VENT, AxleLower
2	06502081	2	J						CLAMP, Oil Cooler Line, Axle Vent
3	04443176	1	J						HOSE, Fuel, .31 I.D. 50 Foot Roll, Axle Vent
4	J8121392	2	J						PIN, CotterUpper
5	34201535	6	J						BOLT, Knuckle to Hub and Bearing
6	83500203	1	J			ER0			RING, Ball JointUpper
7	J0125258	2	J						NUT, Hex Slotted, Ball Joint Mounting, Upper
8									KNUCKLE, Front
	52067576	1	J						Right
	52067577	1	J						Left
9	J8121392	2	J						PIN, CotterLower
10	J8123318	2	J						NUT, Ball Joint Mounting, Lower
11	83500202	2	J						BALL JOINT KIT, Knuckle
12	J0273573	10	J						SCREW, Hex Head, .375-18x.625, Mounting, Cover
13	J4004751	1	J						PLUG, Differential Cover
14	04713451	1	J						COVER, Differential
15	04318025	2	J			EL0, ER0	DG0		SEALANT, RTV
16	S0114494	2	J						NUT, Steering KnuckleStop
17	01791701	2	J						BOLT, Steering Knuckle Stop
18	04882463	1	J						HOUSING, Axle
19	04897482AB	4	J						BOLT, Differential
20	83504920	2	J						BOLT, Sensor Mounting
21	56005216	2	J						SENSOR, Anti-Lock Brakes
-22									BRACKET, Brake Sensor
	56026766	1	J						Right
	56026767	1	J						Left

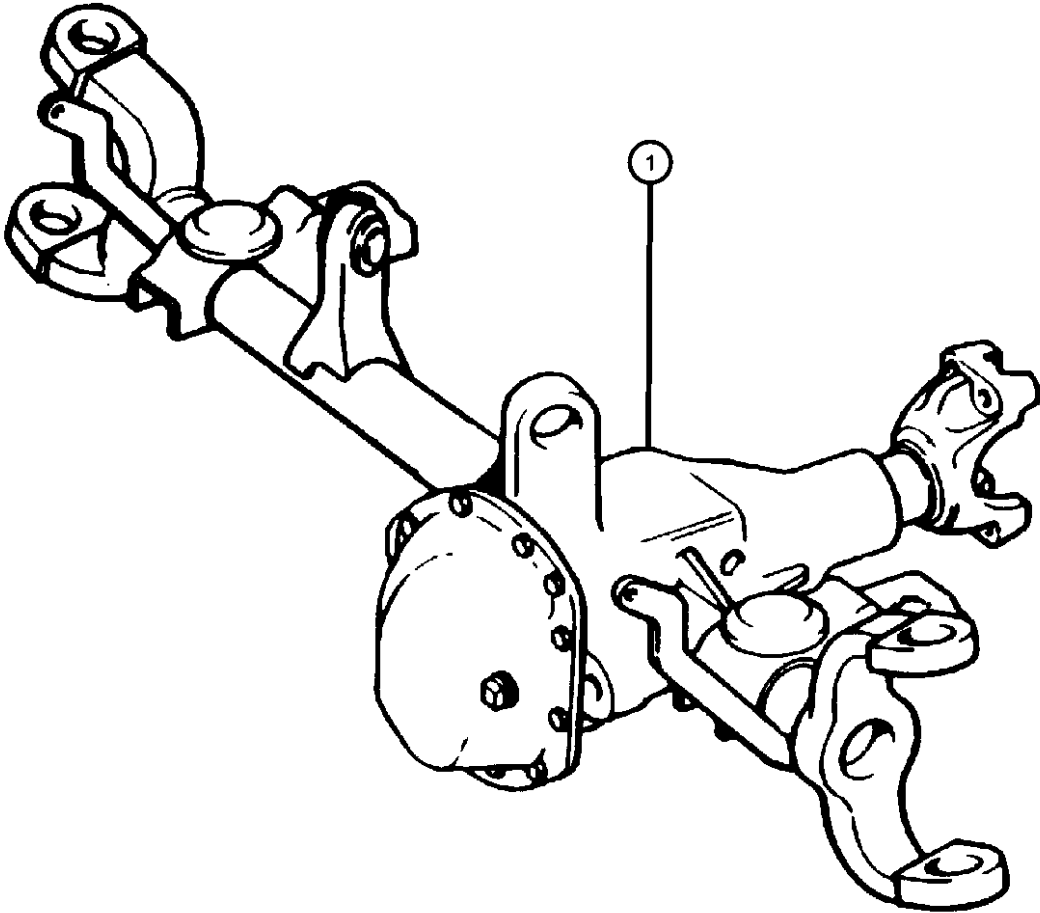
GRAND CHEROKEE (ZJ)				
SERIES	LINE	BODY	ENGINE	TRANSMISSION
L = LOWLINE	T = JEEP - 2WD J = JEEP - 4WD	74 = SPORT UTILITY 4-DR	ELF = 5.2L V8 MPI Engine EML = 5.9L V8 MPI Engine ERH = 4.0L Power Tech I-6 Engine	DGK = 4-Spd. Automatic 42RE Transmission DGT = 4-Spd. Automatic 46RE Transmission DGW = TRANSMISSION - 4-SPD. AUTOMATIC,44RE DGO = ALL AUTOMATIC TRANSMISSIONS

Axle Assembly,Front  
Figure 2-410

ITEM	PART NUMBER	QTY	LINE	SERIES	BODY	ENGINE	TRANS	TRIM	DESCRIPTION
------	----------------	-----	------	--------	------	--------	-------	------	-------------

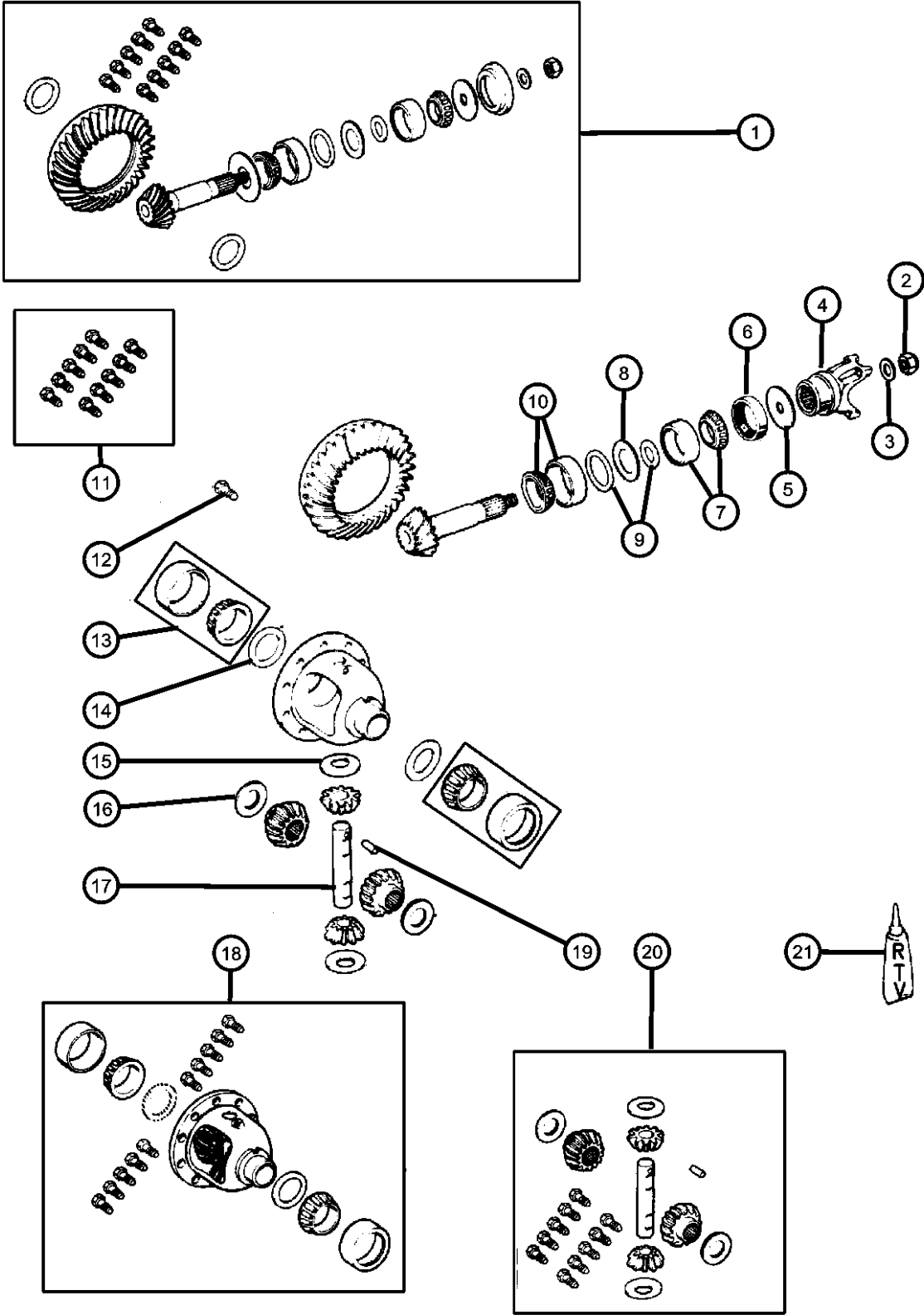
Note:DHP=Selec-Trac Full Time 4 WD System—DHR=Quadra-Trac ‘ON DEMAND’ 4 WD System—DMD=3.55 Axle Ratio—DME=3.73 Axle Ratio

1									AXLE, Service Front
	04864841	1	J						[DME,DHP] With Tag 52098973AB
		1	J			EL0			[DME,DHR] With Tag 52111768AA
	04864905	1	J						[DMD,DHP] With Tag 52098975AB
	04882464	1	J			EM0, ER0			[DME,DHR] With Tag 52098971AB
	04882468	1	J						[DMD,DHR] With Tag 52098972AB



GRAND CHEROKEE (ZJ)				
SERIES	LINE	BODY	ENGINE	TRANSMISSION
L = LOWLINE	T = JEEP - 2WD J = JEEP - 4WD	74 = SPORT UTILITY 4-DR	ELF = 5.2L V8 MPI Engine EML = 5.9L V8 MPI Engine ERH = 4.0L Power Tech I-6 Engine	DGK = 4-Spd. Automatic 42RE Transmission DGT = 4-Spd. Automatic 46RE Transmission DGW = TRANSMISSION - 4-SPD. AUTOMATIC,44RE DGO = ALL AUTOMATIC TRANSMISSIONS

Differential,Front,Internal Parts  
Figure 2-610

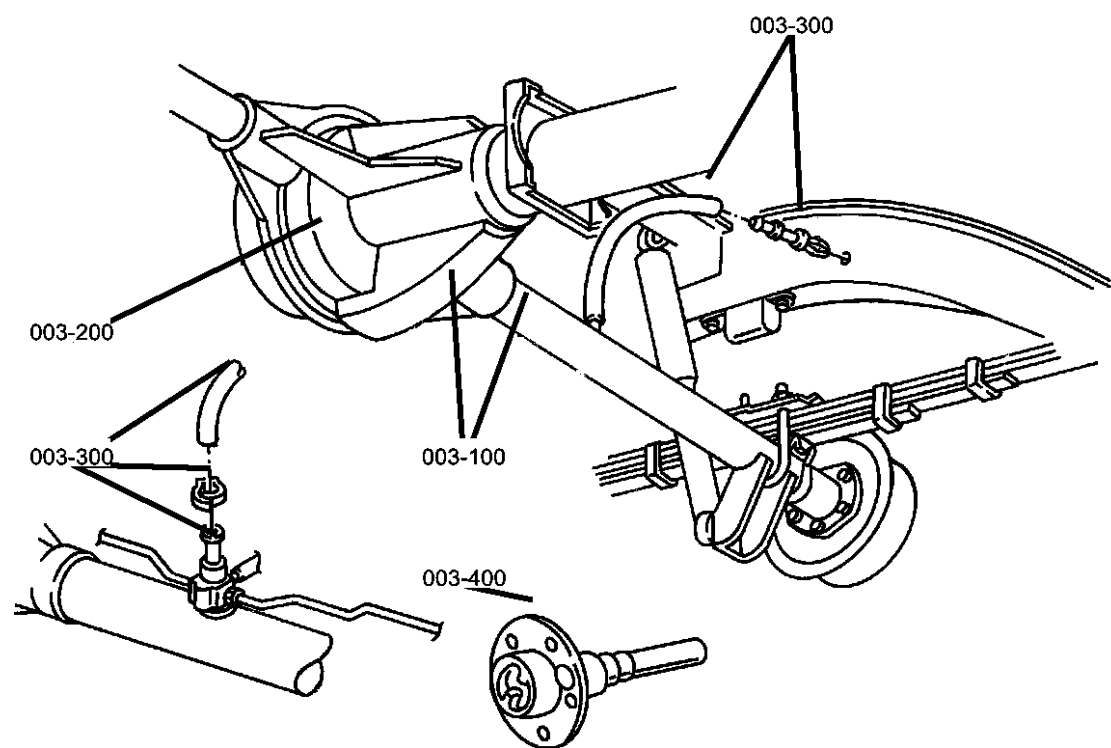


ITEM	PART NUMBER	QTY	LINE	SERIES	BODY	ENGINE	TRANS	TRIM	DESCRIPTION
Note:DHP=Selec-Trac Full Time 4 WD System—DHR=Quadra-Trac 'ON DEMAND' 4 WD System—DMD=3.55 Axle Ratio—DME=3.73 Axle Ratio									
1									GEAR KIT, Ring And Pinion
	04864843	1	J						[DME]
	04864906	1	J						[DMD]
2	01791575	1	J						NUT, Pinion Yoke
3	01791576	1	J						WASHER, Pinion Yoke
4									YOKE, Axle
	04778812	1	J			EM0, ER0			[DHR]
	83503388	1	J						[DHP]
		1	J			EL0			[DHR]
5	04031974	1	J						SLINGER, Drive Pinion
6	04746772	1	J						SEAL, Drive Pinion
7	05252508	1	J						BEARING, Drive Pinion, Bearing and Cup, Front
8	04864845	1	J						SPACER, Crush
9	04720862	1	J						SHIM KIT, Pinion Shaft
10	J8126499	1	J						BEARING, Drive Pinion, Bearing and Cup, Rear
11	04720891	1							BOLT KIT
12	05252503	10	J						SCREW, Drive Gear, Ring Gear, Mounting
13	J8126500	1	J						BEARING, Differential, Consists of 2 Bearing and 2 Cups
14	05017134AA	1	J						SHIM KIT, Differential
15	J8120831	2	J						WASHER, Flat, Pinion Gear, Thrust
16	J8133724	2	J						WASHER, Flat, Side Gear, Thrust
17	05003840AA	1	J						SHAFT, Differential
18									CASE, Differential
	05252582	1	J						[DMD]
	05252590	1	J						[DME]
19	01791563	1	J						PIN, Differential Shaft
20	05252591	1	J						GEAR KIT, Center Differential
21	05010884AA	1	J						SEALANT, RTV

GRAND CHEROKEE (ZJ)				
SERIES	LINE	BODY	ENGINE	TRANSMISSION
L = LOWLINE	T = JEEP - 2WD	74 = SPORT UTILITY 4-DR	ELF = 5.2L V8 MPI Engine	DGK = 4-Spd. Automatic 42RE
	J = JEEP - 4WD		EML = 5.9L V8 MPI Engine	Transmission
			ERH = 4.0L Power Tech I-6 Engine	DGT = 4-Spd. Automatic 46RE
				Transmission
				DGW = TRANSMISSION - 4-SPD.
				AUTOMATIC,44RE
				DGO = ALL AUTOMATIC
				TRANSMISSIONS

# Group - 3

## Rear Axle



### Group - 3 Rear Axle

Illustration Title Group-Fig. No.

#### Rear Axle

Axle Assembly,Rear,Dana Model 35, Dana Model 44..... Fig. 3 - 110

#### Differential and Housing

Housing,Rear,Axle,Dana Model 35 ..... Fig. 3 - 210

Housing,Rear,Axle,Dana Model 44 ..... Fig. 3 - 220

Differential,Rear,Dana Model 35,without Trac-Lok [DSA] ..... Fig. 3 - 230

Differential,Rear,Dana Model 35,with Trac-Lok [DSA] ..... Fig. 3 - 240

Differential,Rear,Dana Model 44,without Trac-Lok [DSA] ..... Fig. 3 - 250

Differential,Rear,Dana Model 44,with Trac-Lok [DSA]..... Fig. 3 - 260

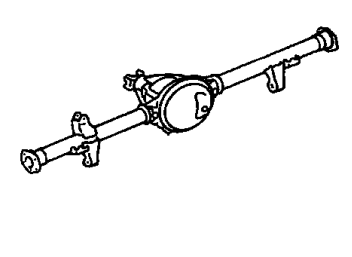
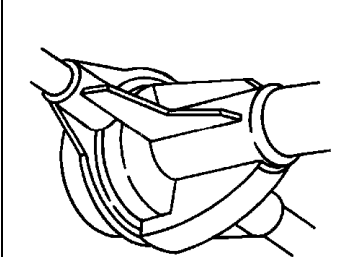
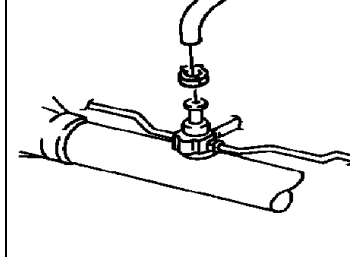
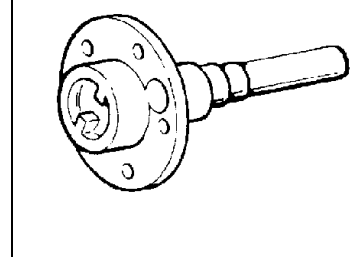
#### Rear Axle Vent

Vent, Axle ..... Fig. 3 - 310

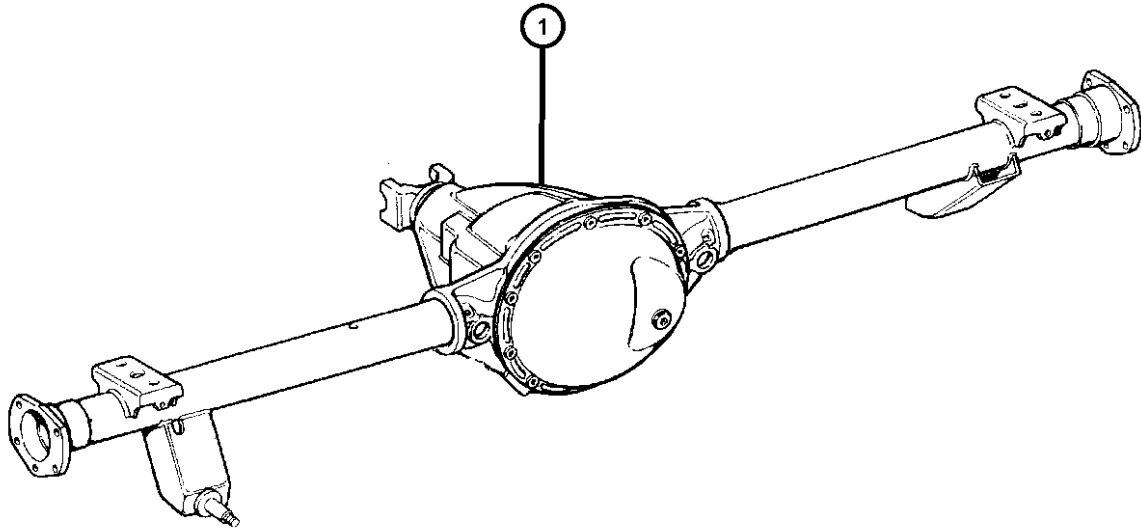
#### Rear Axle Shafts

Shaft,Rear Axle Dana Model 35 ..... Fig. 3 - 410

Shaft,Rear Axle Dana Model 44 ..... Fig. 3 - 420

<b>003-100</b> Rear Axle	<b>003-200</b> Differential and Housing	<b>003-300</b> Rear Axle Vent	<b>003-400</b> Rear Axle Shafts
			

Axle Assembly,Rear,Dana Model 35, Dana Model 44  
Figure 3-110



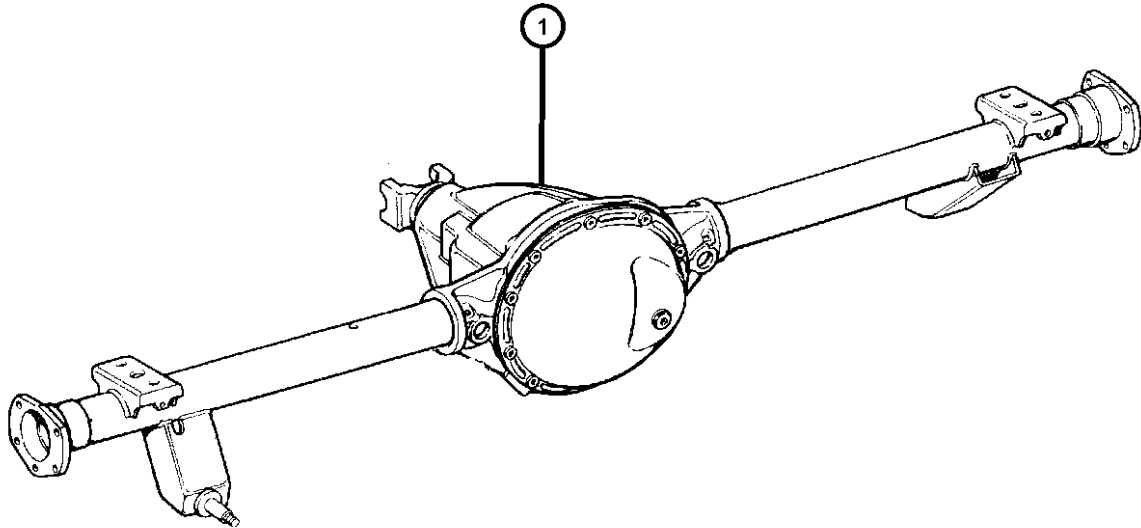
ITEM	PART NUMBER	QTY	LINE	SERIES	BODY	ENGINE	TRANS	TRIM	DESCRIPTION
------	----------------	-----	------	--------	------	--------	-------	------	-------------

Note;DRJ=Dana 35—DRK=Dana 44—DRM=Dana 35C—DMD=3.55 Axle Ratio—DME=3.73 Axle Ratio—DSA=Anti Spin Differential

1									AXLE, Rear
	04882446	1							[DRM,DME,-DSA ] with Tag 52098977
	04874468								Mopar SAE 80W-90 Gear Lube Quart Bottle
	68003054AA								Mopar SAE 80W-90 Gear Lube 16 Gallon Keg
	04874469								Mopar SAE 75W-140 Synthetic Gear and Axle Lube Quart
	68003055AA								Mopar SAE 75W-140 Synthetic Gear and Axle Lube 16 Gallon Keg
	04882451	1							[DRM,DME,+DSA ] with Tag 52098978
	04874468								Mopar SAE 80W-90 Gear Lube Quart Bottle
	68003054AA								Mopar SAE 80W-90 Gear Lube 16 Gallon Keg
	04874469								Mopar SAE 75W-140 Synthetic Gear and Axle Lube Quart
	68003055AA								Mopar SAE 75W-140 Synthetic Gear and Axle Lube 16 Gallon Keg
	04882453	1							[DRJ,DMD,-DSA ] with Tag 52098976
	04874468								Mopar SAE 80W-90 Gear Lube Quart Bottle
	68003054AA								Mopar SAE 80W-90 Gear Lube 16 Gallon Keg
	04874469								Mopar SAE 75W-140 Synthetic Gear and Axle Lube Quart
	68003055AA								Mopar SAE 75W-140 Synthetic Gear and Axle Lube 16 Gallon Keg
	04886321AA	1							[DRK,DME,+DSA ] with Tag 52098981
	04874468								Mopar SAE 80W-90 Gear Lube Quart Bottle
	68003054AA								Mopar SAE 80W-90 Gear Lube 16 Gallon Keg
	04874469								Mopar SAE 75W-140 Synthetic Gear and Axle Lube Quart

GRAND CHEROKEE (ZJ)								
SERIES	LINE							
L = LOWLINE	T = JEEP - 2WD J = JEEP - 4WD				BODY 74 = SPORT UTILITY 4-DR	ENGINE ELF = 5.2L V8 MPI Engine EML = 5.9L V8 MPI Engine ERH = 4.0L Power Tech I-6 Engine	TRANSMISSION DGK = 4-Spd. Automatic 42RE Transmission DGT = 4-Spd. Automatic 46RE Transmission DGW = TRANSMISSION - 4-SPD. AUTOMATIC,44RE DGO = ALL AUTOMATIC TRANSMISSIONS	

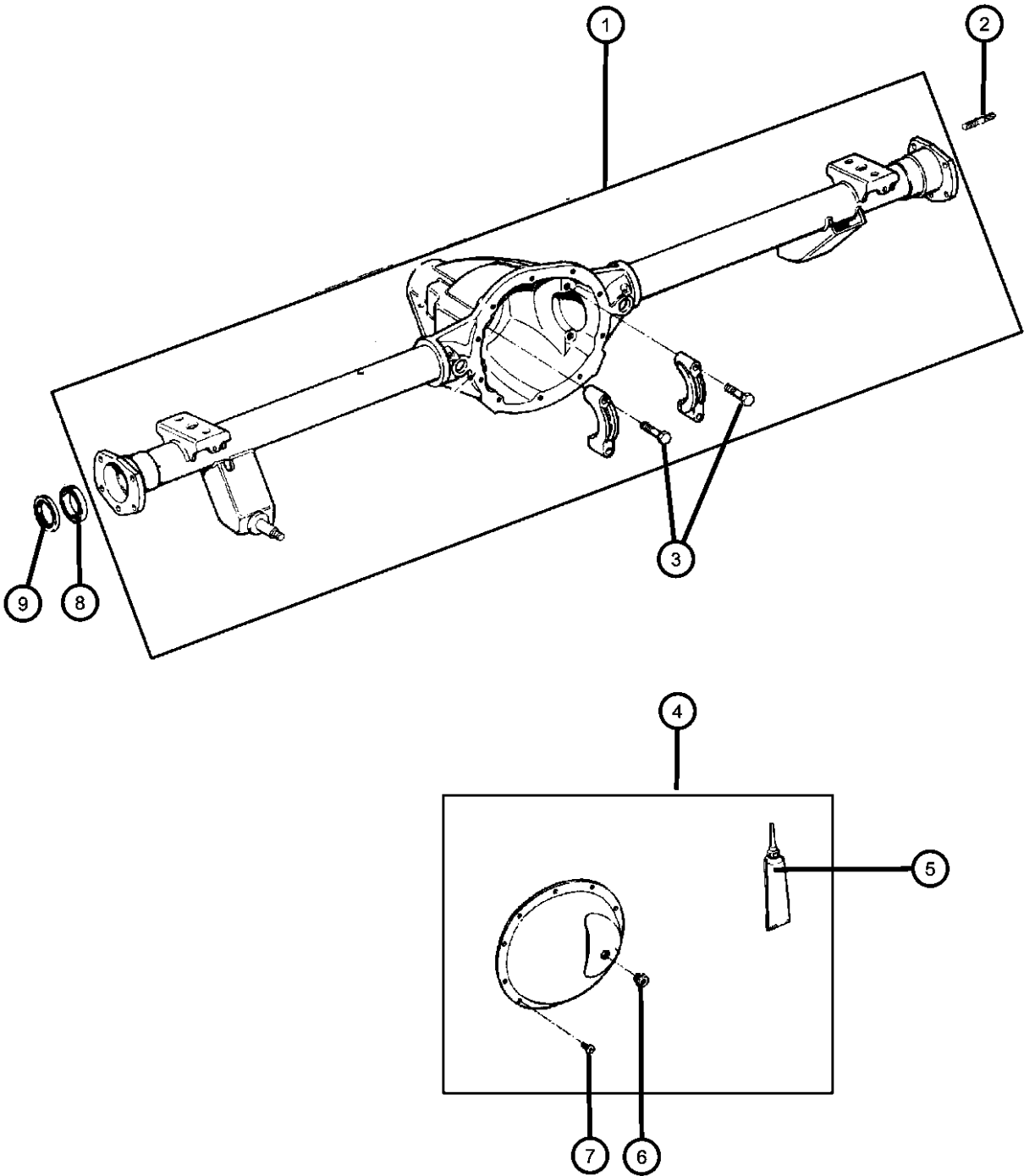
Axle Assembly,Rear,Dana Model 35, Dana Model 44  
Figure 3-110



ITEM	PART NUMBER	QTY	LINE	SERIES	BODY	ENGINE	TRANS	TRIM	DESCRIPTION
	68003055AA								Mopar SAE 75W-140 Synthetic Gear and Axle Lube 16 Gallon Keg
	04886322AA	1							[DRK,DME,-DSA ] with Tag 52098980
	04874468								Mopar SAE 80W-90 Gear Lube Quart Bottle
	68003054AA								Mopar SAE 80W-90 Gear Lube 16 Gallon Keg
	04874469								Mopar SAE 75W-140 Synthetic Gear and Axle Lube Quart
	68003055AA								Mopar SAE 75W-140 Synthetic Gear and Axle Lube 16 Gallon Keg
	05003337AA	1							[DRK,DME,+DSA ] with Tag 52111998AA
	04874468								Mopar SAE 80W-90 Gear Lube Quart Bottle
	68003054AA								Mopar SAE 80W-90 Gear Lube 16 Gallon Keg
	04874469								Mopar SAE 75W-140 Synthetic Gear and Axle Lube Quart
	68003055AA								Mopar SAE 75W-140 Synthetic Gear and Axle Lube 16 Gallon Keg

GRAND CHEROKEE (ZJ)					
SERIES	LINE	BODY	ENGINE	TRANSMISSION	
L = LOWLINE	T = JEEP - 2WD J = JEEP - 4WD	74 = SPORT UTILITY 4-DR	ELF = 5.2L V8 MPI Engine EML = 5.9L V8 MPI Engine ERH = 4.0L Power Tech I-6 Engine	DGK = 4-Spd. Automatic 42RE Transmission DGT = 4-Spd. Automatic 46RE Transmission DGW = TRANSMISSION - 4-SPD. AUTOMATIC,44RE DGO = ALL AUTOMATIC TRANSMISSIONS	

Housing,Rear,Axle,Dana Model 35  
Figure 3-210

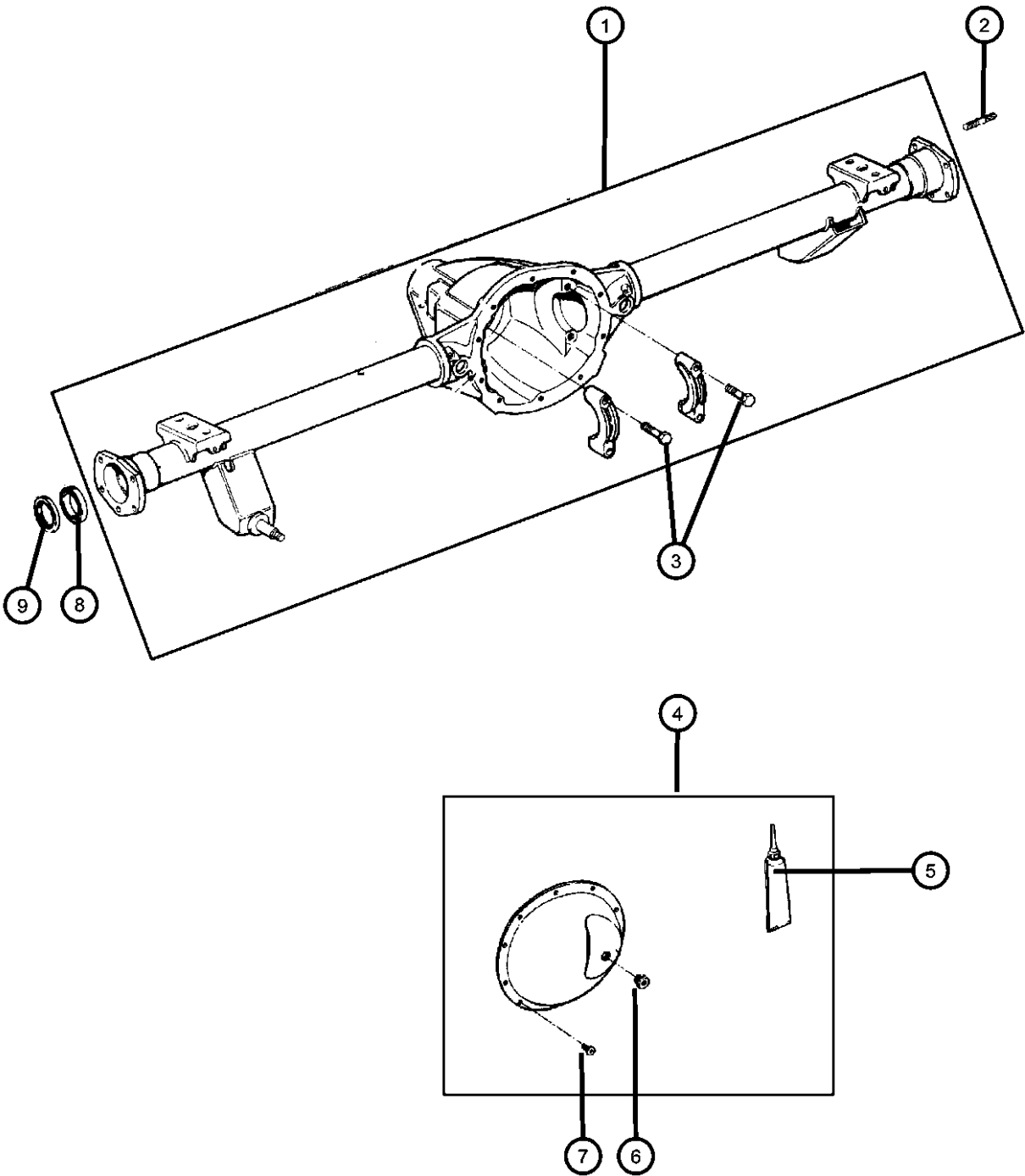


ITEM	PART NUMBER	QTY	LINE	SERIES	BODY	ENGINE	TRANS	TRIM	DESCRIPTION
1	04882444	1							HOUSING, Axle
2	04856352	1							STUD, Axle Housing to Backing Plate
3	J4006553	1							BOLT, Differential
4	05252493	1							COVER, Differential
5	05010884AA	1	J						SEALANT, RTV
6	05252504	1							PLUG, Differential Cover
7	J4006708	10							SCREW, Pan Head, .312-18x.56
8	J8134586	1							BEARING, Axle Shaft
9	04856336	1							SEAL, Axle Drive Shaft

GRAND CHEROKEE (ZJ)					
SERIES	LINE	BODY	ENGINE	TRANSMISSION	
L = LOWLINE	T = JEEP - 2WD J = JEEP - 4WD	74 = SPORT UTILITY 4-DR	ELF = 5.2L V8 MPI Engine EML = 5.9L V8 MPI Engine ERH = 4.0L Power Tech I-6 Engine	DGK = 4-Spd. Automatic 42RE Transmission DGT = 4-Spd. Automatic 46RE Transmission DGW = TRANSMISSION - 4-SPD. AUTOMATIC,44RE DGO = ALL AUTOMATIC TRANSMISSIONS	



Housing,Rear,Axle,Dana Model 44  
Figure 3-220



ITEM	PART NUMBER	QTY	LINE	SERIES	BODY	ENGINE	TRANS	TRIM	DESCRIPTION
1	04886319AA	1							HOUSING, Axle
	05003335AA	1							with Tag 52098980,52098981
	05003335AA	1							with Tag 52111998AA
2	04856352	1							STUD, Axle Housing to Backing Plate
3	05012879AA	4							BOLT, Differential, Carrier Cap Mounting
4	04856347	1							COVER, Differential
5	05010884AA	1	J						SEALANT, RTV
6	05252504	1							PLUG, Differential Cover
7	J4006708	10							SCREW, Pan Head, .312-18x.56, Cover Attaching
8	J8134586	1							BEARING, Axle Shaft
9	04856336	1							SEAL, Axle Drive Shaft

GRAND CHEROKEE (ZJ)					
SERIES	LINE	BODY	ENGINE	TRANSMISSION	
L = LOWLINE	T = JEEP - 2WD J = JEEP - 4WD	74 = SPORT UTILITY 4-DR	ELF = 5.2L V8 MPI Engine EML = 5.9L V8 MPI Engine ERH = 4.0L Power Tech I-6 Engine	DGK = 4-Spd. Automatic 42RE Transmission DGT = 4-Spd. Automatic 46RE Transmission DGW = TRANSMISSION - 4-SPD. AUTOMATIC,44RE DGO = ALL AUTOMATIC TRANSMISSIONS	

Differential,Rear,Dana Model 35,without Trac-Lok [DSA]  
Figure 3-230

ITEM	PART NUMBER	QTY	LINE	SERIES	BODY	ENGINE	TRANS	TRIM	DESCRIPTION
------	-------------	-----	------	--------	------	--------	-------	------	-------------

Note: DMD=3.55 Ratio—DME=3.73 Ratio

1	04720895	1							NUT, Pinion Yoke
2	04797552	AR							YOKE, Axle
3	83504946	1							SEAL, Drive Pinion
4	05252508	1							BEARING, Drive Pinion, Bearing and Cup, Front
5	J3175779	1							SPACER, Drive Pinion Bearing, Crush
6	04720922	1							SHIM KIT, Pinion Shaft
7	05252507	1							BEARING, Drive Pinion, Bearing and Cup, Rear
8	04720891	1							BOLT KIT, Consists of 10-5252503 Screws
9	J8126500	1							BEARING, Differential, Consists of 2 Bearings and 2 Cups, Side
10	83503004	1							SHIM KIT, Differential
11	05252503	10							SCREW, Drive Gear, Ring Gear Mounting
12	04740834	1							CASE, Differential
13	04740670	1							GEAR KIT, Center Differential
14	J8120831	2							WASHER, Pinion Gear, Pinion, Thrust
15	J8120832	2							WASHER, Side GearThrust
16									GEAR KIT, Ring And Pinion
	04761676	1							[DMD]
	04761678	1							[DME]
17	05252502	1							PIN, Differential Shaft

GRAND CHEROKEE (ZJ)

SERIES	LINE
L = LOWLINE	T = JEEP - 2WD J = JEEP - 4WD

BODY
74 = SPORT UTILITY 4-DR

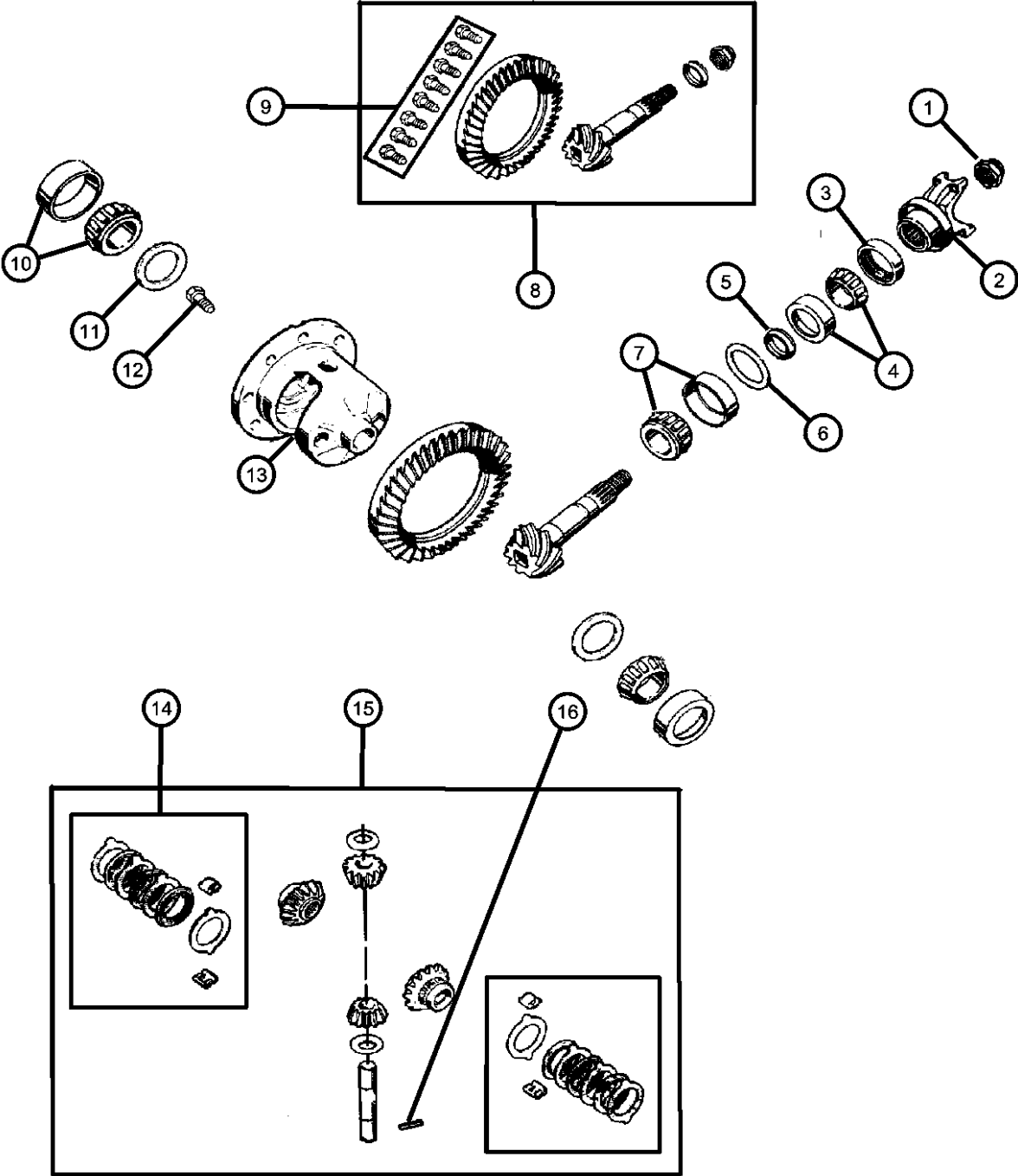
ENGINE
ELF = 5.2L V8 MPI Engine EML = 5.9L V8 MPI Engine ERH = 4.0L Power Tech I-6 Engine

TRANSMISSION
DGK = 4-Spd. Automatic 42RE Transmission DGT = 4-Spd. Automatic 46RE Transmission DGW = TRANSMISSION - 4-SPD. AUTOMATIC,44RE DGO = ALL AUTOMATIC TRANSMISSIONS

AR = use ase required - = Non illustrated part

1998 ZJ

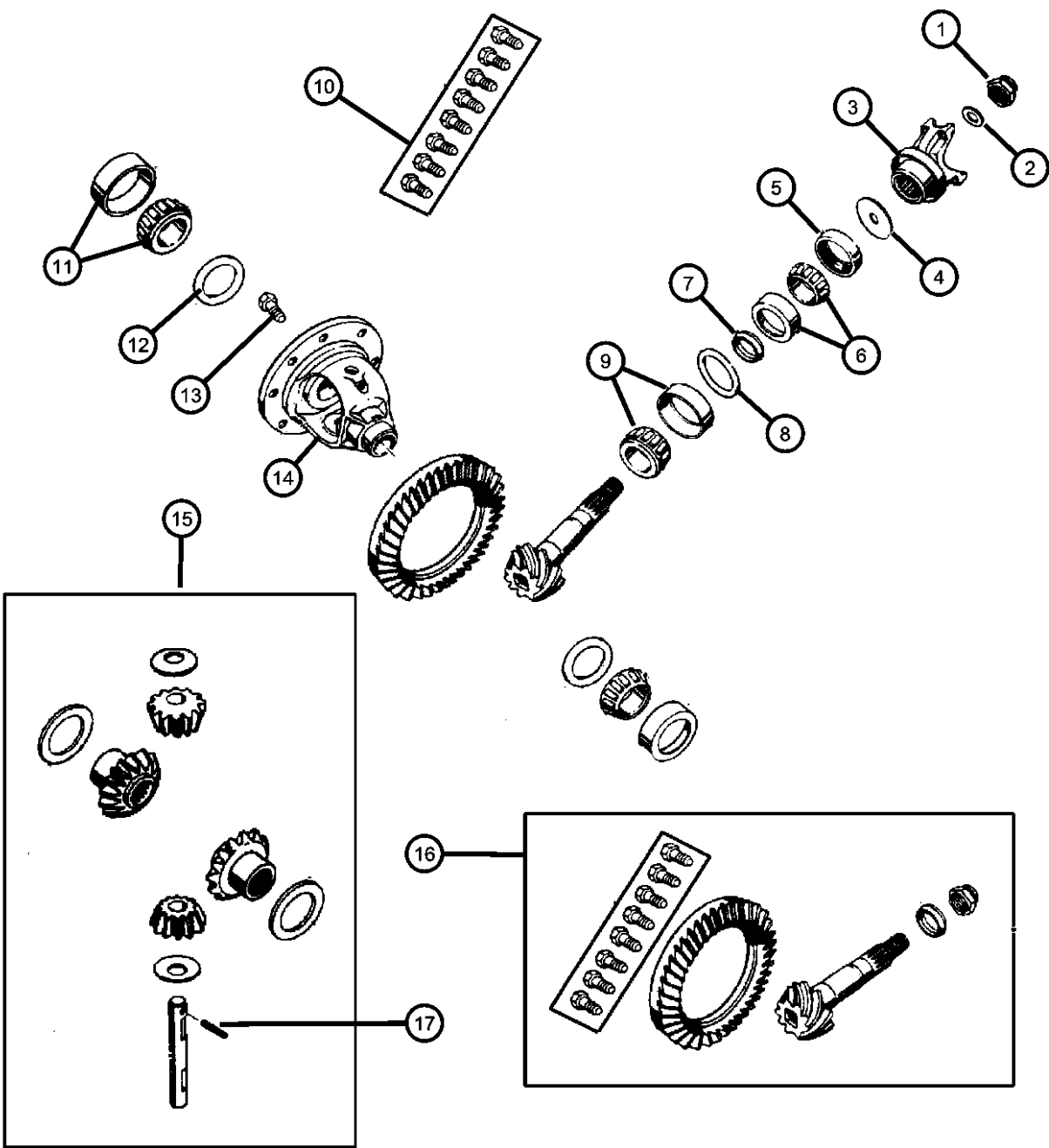
Differential,Rear,Dana Model 35,with Trac-Lok [DSA]  
Figure 3-240



ITEM	PART NUMBER	QTY	LINE	SERIES	BODY	ENGINE	TRANS	TRIM	DESCRIPTION
Note: DME=3.73 Ratio—DSA=Anti-Spin Differential									
1	04720895	1							NUT, Pinion Yoke
2	04797552	AR							YOKE, Axle
3	83504946	1							SEAL, Drive Pinion
4	05252508	1							BEARING, Drive Pinion, Bearing and Cup, Front
5	J3175779	1							SPACER, Drive Pinion Bearing, Crush
6	04720922	1							SHIM KIT, Pinion Shaft
7	05252507	1							BEARING, Drive Pinion, Bearing and Cup, Rear
8	04761678	1							GEAR KIT, Ring And Pinion, [DME]
9	04720891	1							BOLT KIT, Consists of 10-5252503 Screws
10	J8126500	1							BEARING, Differential, Consists of 2 Bearings and 2 Cups
11	83503004	1							SHIM KIT, Differential
12	05252503	10							SCREW, Drive Gear, Ring Gear Mounting
13	05252496	1							CASE, Differential
14	05252506	1							DISC AND PLATE KIT, Differential
15	04773010	2							GEAR KIT, Center Differential
16	05252502	1							PIN, Differential Shaft

GRAND CHEROKEE (ZJ)				
SERIES	LINE	BODY	ENGINE	TRANSMISSION
L = LOWLINE	T = JEEP - 2WD J = JEEP - 4WD	74 = SPORT UTILITY 4-DR	ELF = 5.2L V8 MPI Engine EML = 5.9L V8 MPI Engine ERH = 4.0L Power Tech I-6 Engine	DGK = 4-Spd. Automatic 42RE Transmission DGT = 4-Spd. Automatic 46RE Transmission DGW = TRANSMISSION - 4-SPD. AUTOMATIC,44RE DGO = ALL AUTOMATIC TRANSMISSIONS

Differential,Rear,Dana Model 44,without Trac-Lok [DSA]  
Figure 3-250



ITEM	PART NUMBER	QTY	LINE	SERIES	BODY	ENGINE	TRANS	TRIM	DESCRIPTION
Note:Note: DME=3.73 Ratio—DSA=Anti-Spin Differential									
1	01795173	1							NUT, Pinion Yoke
2	01795175	1							WASHER, Pinion Yoke
3	04856345	1							YOKE, Axle
4	04746867	1							SLINGER, Drive Pinion
5	04384188	1							SEAL, Drive Pinion
6	04864210	1							BEARING, Drive Pinion, Bearing and Cup, Front
7	04864214	1							SPACER, Crush
8									SHIM KIT, Pinion Shaft
	04856368	1							.035 to .039
	04856369	1							.040 to .044
	04856370	1							.045 to .049
	04856371	1							.050 to .054
9	04746979	1							BEARING, Drive Pinion, Bearing and Cup
10	04720891	1							BOLT KIT, Consists of 10-5252503 Screws
11	04864213	1							BEARING, Differential Case, Consists of 2 Bearing and 2 Cups
12	04856367	1							SHIM KIT, Differential
13	05252503	10							SCREW, Drive Gear, Ring Gear, Mounting
14	04856357	1							CASE, Differential
15	04856366	1							GEAR KIT, Center Differential
16	04856346	1							GEAR KIT, Ring And Pinion, [DME]
17	05015223AA	1							PIN, Differential Shaft

GRAND CHEROKEE (ZJ)

SERIES	LINE
L = LOWLINE	T = JEEP - 2WD J = JEEP - 4WD

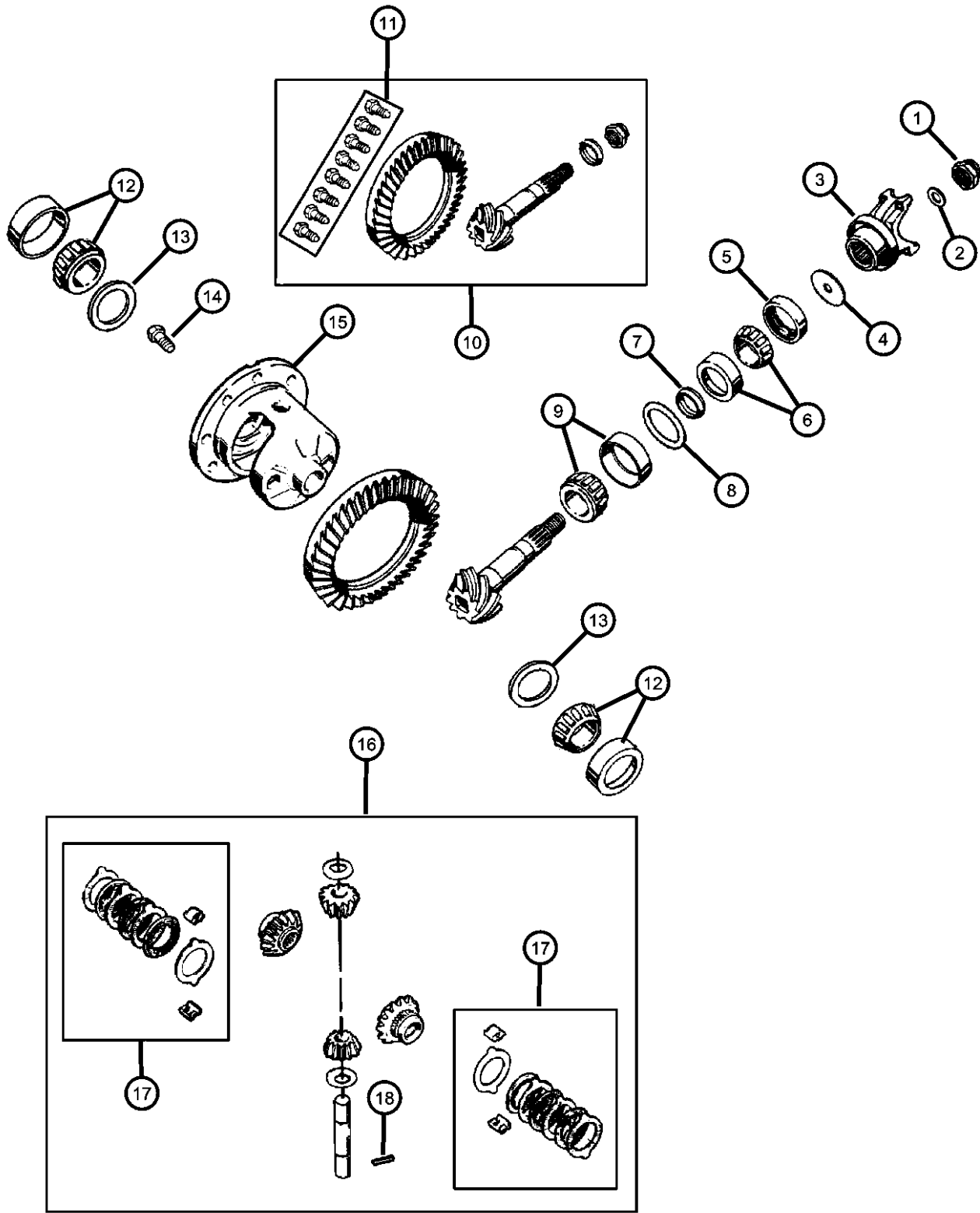
BODY
74 = SPORT UTILITY 4-DR

ENGINE
ELF = 5.2L V8 MPI Engine EML = 5.9L V8 MPI Engine ERH = 4.0L Power Tech I-6 Engine

TRANSMISSION
DGK = 4-Spd. Automatic 42RE Transmission DGT = 4-Spd. Automatic 46RE Transmission DGW = TRANSMISSION - 4-SPD. AUTOMATIC,44RE DGO = ALL AUTOMATIC TRANSMISSIONS

AR = use ase required - = Non illustrated part

Differential,Rear,Dana Model 44,with Trac-Lok [DSA]  
Figure 3-260



ITEM	PART NUMBER	QTY	LINE	SERIES	BODY	ENGINE	TRANS	TRIM	DESCRIPTION
Note: DME=3.73 Ratio—DSA=Anti-Spin Differential									
1	01795173	1							NUT, Pinion Yoke
2	01795175	1							WASHER, Pinion Yoke
3									YOKE, Axle
	04856345	1							[ELO]
	05003336AA	1							[EM0]
4	04746867	1							SLINGER, Drive Pinion
5	04384188	1							SEAL, Drive Pinion
6	04864210	1							BEARING, Drive Pinion, Bearing and Cup, Front
7	04864214	1							SPACER, Crush
8									SHIM KIT, Pinion Shaft
	04856368	1							.035 to .039 [ELO]
	04856369	1							.040 to .044 [ELO]
	04856370	1							.045 to .049 [ELO]
	04856371	1							.050 to .054 [ELO]
9	04746979	1							BEARING, Drive Pinion, Bearing and Cup, Rear
10	04856346	1							GEAR KIT, Ring And Pinion
11	04720891	1							BOLT KIT
12	04864213	1							BEARING, Differential Case, Consists of 2 Bearings and 2 Cups
13	04856367	1							SHIM KIT, Differential
14	05252503	10							SCREW, Drive Gear, Ring Gear, Mounting
15	04856355	1							CASE, Differential
16	04856372	1							GEAR KIT, Center Differential, [DME]
17	04626720	1							DISC AND PLATE KIT, Differential
18	05015223AA	1							PIN, Differential Shaft

GRAND CHEROKEE (ZJ)

SERIES LINE  
L = LOWLINE T = JEEP - 2WD  
J = JEEP - 4WD

BODY  
74 = SPORT UTILITY 4-DR

ENGINE  
ELF = 5.2L V8 MPI Engine  
EML = 5.9L V8 MPI Engine  
ERH = 4.0L Power Tech I-6 Engine

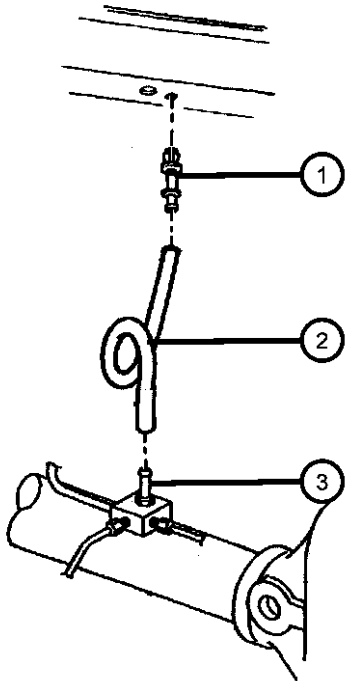
TRANSMISSION  
DGK = 4-Spd. Automatic 42RE Transmission  
DGT = 4-Spd. Automatic 46RE Transmission  
DGW = TRANSMISSION - 4-SPD. AUTOMATIC, 44RE  
DGO = ALL AUTOMATIC TRANSMISSIONS

AR = use ase required - = Non illustrated part

1998 ZJ

Vent, Axle  
Figure 3-310

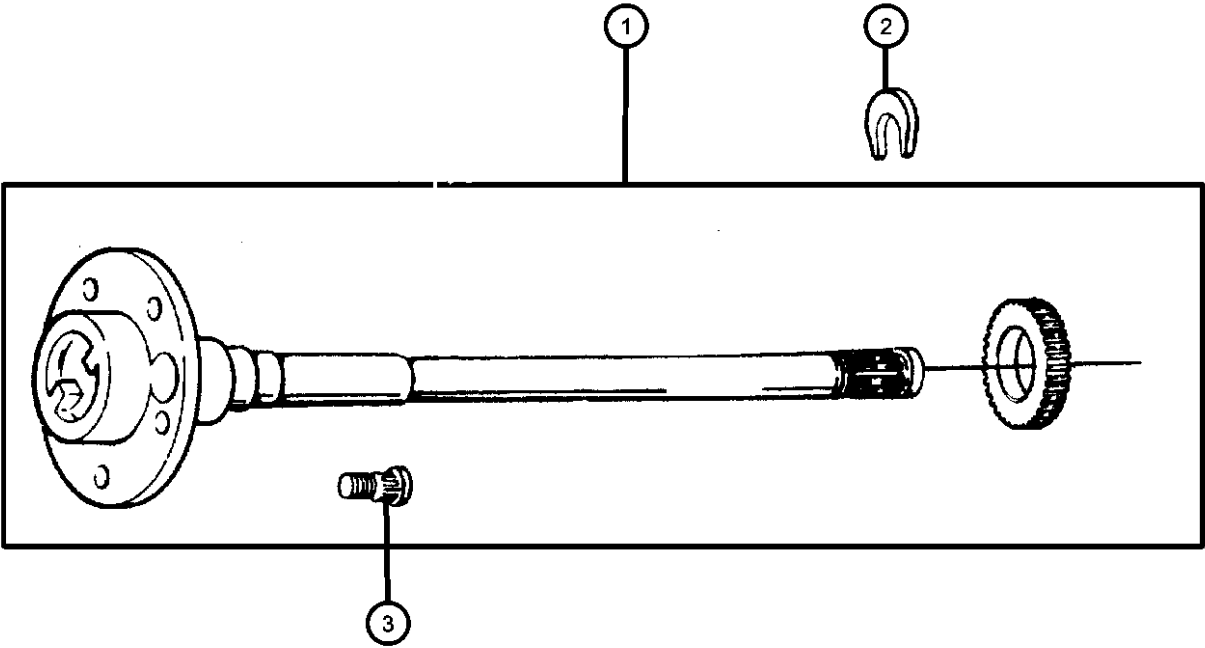
ITEM	PART NUMBER	QTY	LINE	SERIES	BODY	ENGINE	TRANS	TRIM	DESCRIPTION
1	J3187999	1							VENT, AxleUpper
2	04443176	1							HOSE, Fuel, .31 I.D. 50 Foot Roll
3	52067508	1							BOLT, Axle VentLower



GRAND CHEROKEE (ZJ)				
SERIES	LINE	BODY	ENGINE	TRANSMISSION
L = LOWLINE	T = JEEP - 2WD J = JEEP - 4WD	74 = SPORT UTILITY 4-DR	ELF = 5.2L V8 MPI Engine EML = 5.9L V8 MPI Engine ERH = 4.0L Power Tech I-6 Engine	DGK = 4-Spd. Automatic 42RE Transmission DGT = 4-Spd. Automatic 46RE Transmission DGW = TRANSMISSION - 4-SPD. AUTOMATIC, 44RE DGO = ALL AUTOMATIC TRANSMISSIONS

Shaft,Rear Axle Dana Model 35  
Figure 3-410

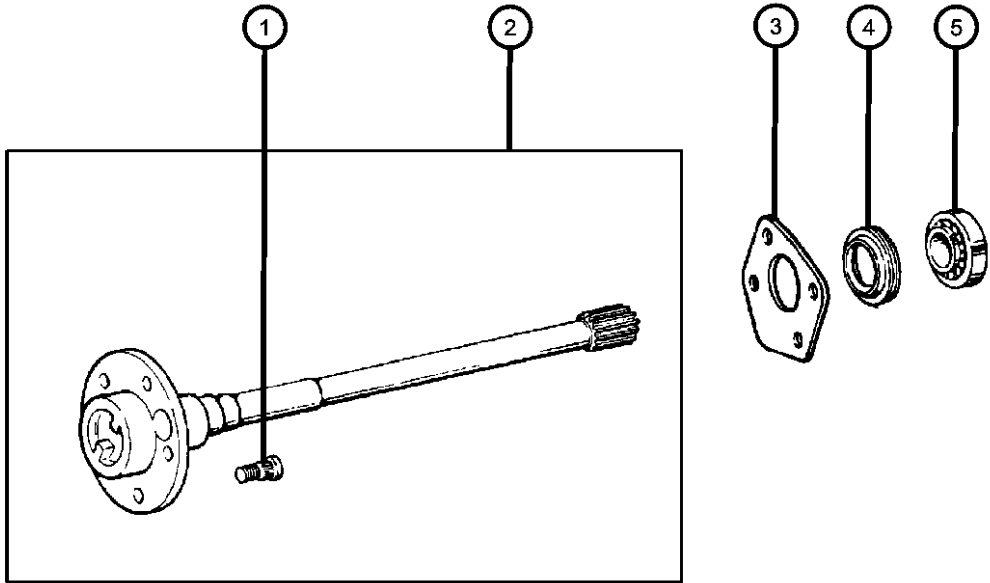
ITEM	PART NUMBER	QTY	LINE	SERIES	BODY	ENGINE	TRANS	TRIM	DESCRIPTION
1									SHAFT, Axle
	04762194	1							Right
	04762195	1							Left
2	05252505	1							RETAINER, Axle Shaft
3	04762841	AR							STUD, Hub



GRAND CHEROKEE (ZJ)				
SERIES	LINE	BODY	ENGINE	TRANSMISSION
L = LOWLINE	T = JEEP - 2WD J = JEEP - 4WD	74 = SPORT UTILITY 4-DR	ELF = 5.2L V8 MPI Engine EML = 5.9L V8 MPI Engine ERH = 4.0L Power Tech I-6 Engine	DGK = 4-Spd. Automatic 42RE Transmission DGT = 4-Spd. Automatic 46RE Transmission DGW = TRANSMISSION - 4-SPD. AUTOMATIC,44RE DGO = ALL AUTOMATIC TRANSMISSIONS

Shaft,Rear Axle Dana Model 44  
Figure 3-420

ITEM	PART NUMBER	QTY	LINE	SERIES	BODY	ENGINE	TRANS	TRIM	DESCRIPTION
1	04762841	10							STUD, Hub
2									SHAFT, Axle
	04856332	1							Right
	04856333	1							Left
3	04856344	2							RETAINER, Axle Shaft
4	04856336	2							SEAL, Axle Drive Shaft
5	J8134586	2							BEARING, Axle Shaft



GRAND CHEROKEE (ZJ)

SERIES LINE  
L = LOWLINE T = JEEP - 2WD  
J = JEEP - 4WD

BODY  
74 = SPORT UTILITY 4-DR

ENGINE  
ELF = 5.2L V8 MPI Engine  
EML = 5.9L V8 MPI Engine  
ERH = 4.0L Power Tech I-6 Engine

TRANSMISSION  
DGK = 4-Spd. Automatic 42RE Transmission  
DGT = 4-Spd. Automatic 46RE Transmission  
DGW = TRANSMISSION - 4-SPD. AUTOMATIC,44RE  
DGO = ALL AUTOMATIC TRANSMISSIONS



Group - 4

Parking Brake


Group - 4 Parking Brake

Illustration Title

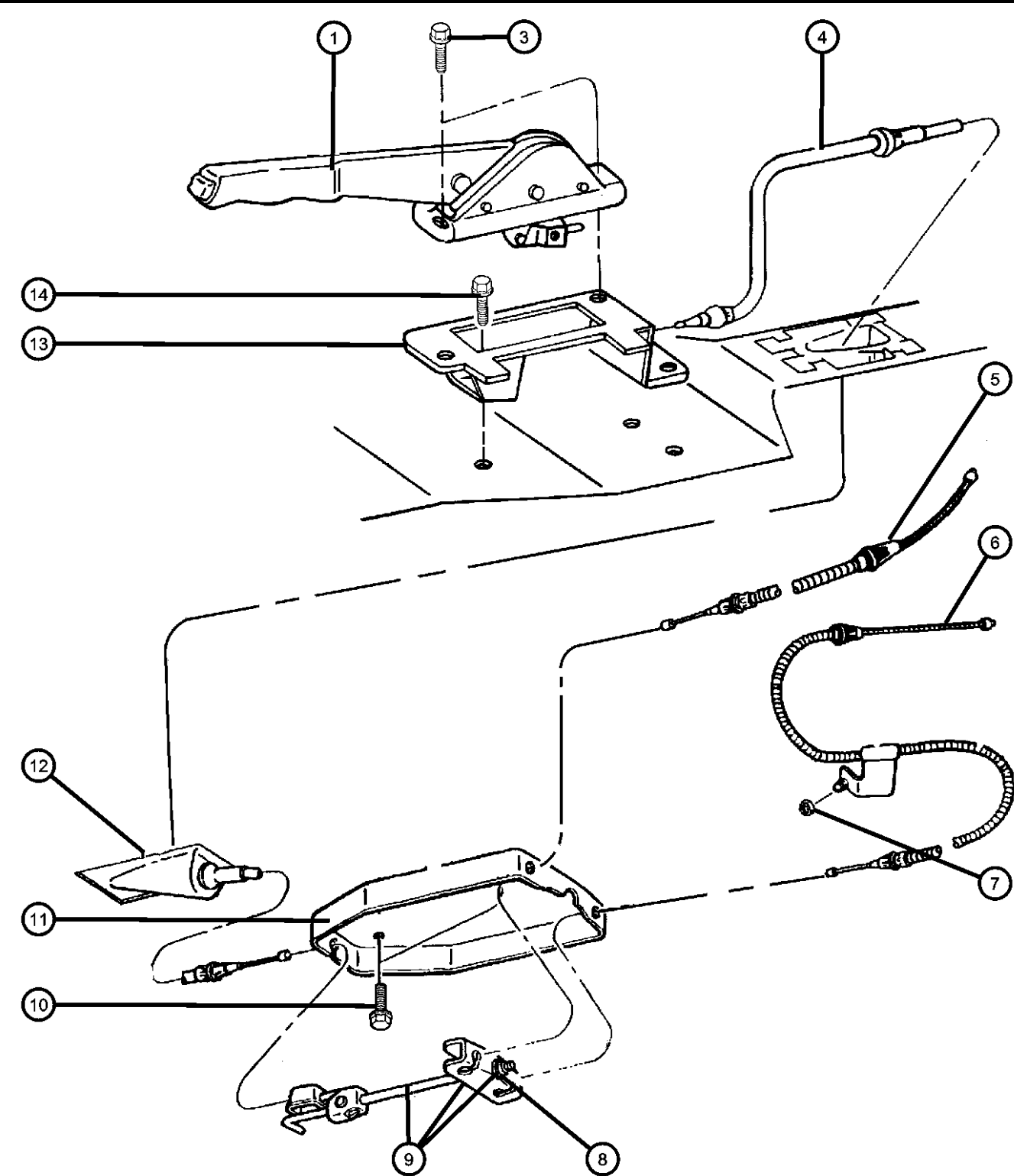
Group-Fig. No.

Parking Brake Lever and Cables

Lever Assembly And Cables Parking Brake ..... Fig. 4 - 110

<div><div>004-100</div><div>Parking Brake Lever and Cables</div><div></div></div>			
--	--	--	--

Lever Assembly And Cables Parking Brake  
Figure 4-110



ITEM	PART NUMBER	QTY	LINE	SERIES	BODY	ENGINE	TRANS	TRIM	DESCRIPTION
Note: ARV=Plus Decor Group									
1	52127959AB	1							LEVER, Park Brake [-ARV]
	52128173AB	1							[+ARV]
-2	52127960	1							SWITCH, Parking Brake [-ARV]
	56007089	1							[+ARV]
3	06502640	2							BOLT, Hex Flange Head, M6x1.0x17, Park Brake Lever to Mounting Bracket
4	52008232	1							CABLE, Parking BrakeFront
5	52008905	1							CABLE, Parking BrakeLeft, Rear
6	52008904	1							CABLE, Parking BrakeRight, Rear
7	06101695	2							NUT, Hex Flange Lock, M8x1.25, Rear Cable mounting Nut to Lower Control Arm, Right & Left
8	06502499	1							NUT AND WASHER, Hex Lock Nut-Coned Lock Washer, M8 x 1.25
9	52009527	1							TENSIONER, Parking Brake Cable
10	06100293	2							BOLT AND CONED WASHER, Hex Head, M8x14x17, Cable End Support Bracket Attaching
11	52127952AB	1							BRACKET, Cable
12	52005874	1							INSERT, Parking Brake Cable
13	52078884	1							BRACKET, Parking LeverMounting
14	06502640	3							BOLT, Hex Flange Head, M6x1.0x17, Park Brake Mounting Bracket to Floor Pan

GRAND CHEROKEE (ZJ)		BODY		ENGINE	TRANSMISSION
SERIES	LINE				
L = LOWLINE	T = JEEP - 2WD J = JEEP - 4WD	74 = SPORT UTILITY 4-DR		ELF = 5.2L V8 MPI Engine EML = 5.9L V8 MPI Engine ERH = 4.0L Power Tech I-6 Engine	DGK = 4-Spd. Automatic 42RE Transmission DGT = 4-Spd. Automatic 46RE Transmission DGW = TRANSMISSION - 4-SPD. AUTOMATIC, 44RE DGO = ALL AUTOMATIC TRANSMISSIONS

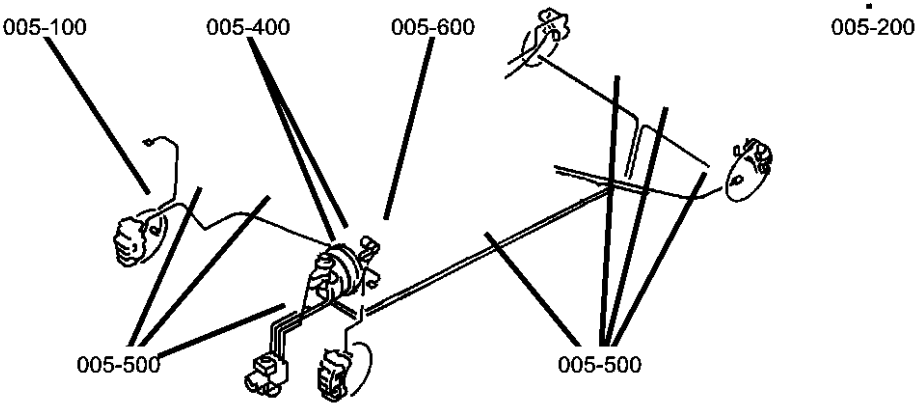
AR = use ase required - = Non illustrated part

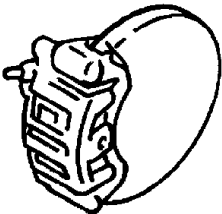
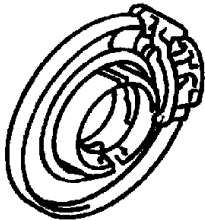
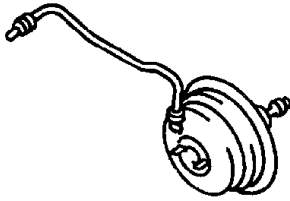

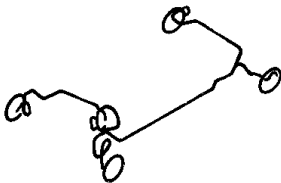

# Group - 5

## Service Brakes

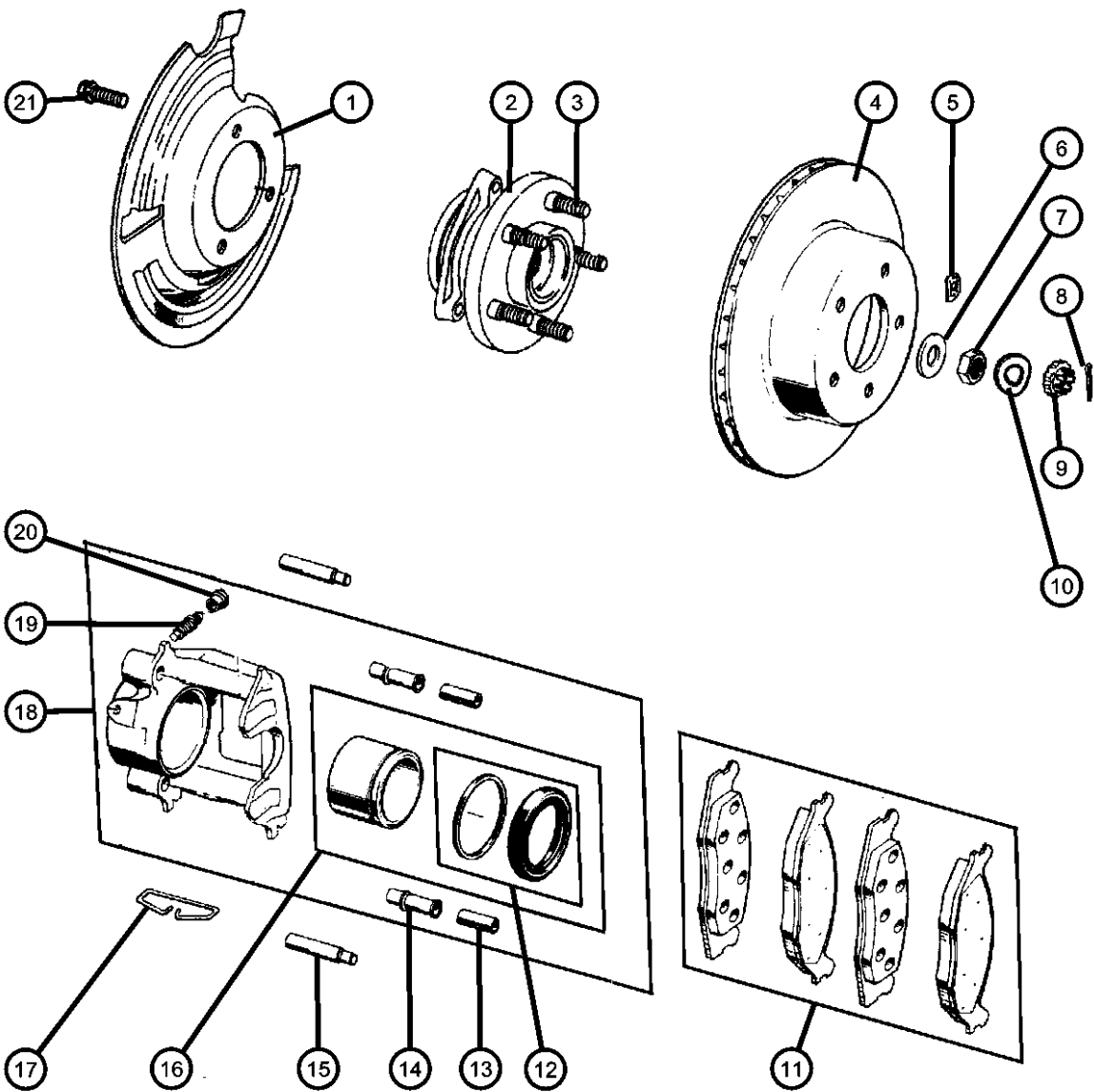
### Group - 5 Service Brakes

Illustration Title	Group-Fig. No.
<b>Front Brakes</b>	
Brakes,Front.....	Fig. 5 - 110
<b>Rear Brakes</b>	
Brakes,Rear .....	Fig. 5 - 210
<b>Power Brake Booster</b>	
Booster.....	Fig. 5 - 310
<b>Brake Master Cylinder</b>	
Master Cylinder.....	Fig. 5 - 410
Hydraulic Control Unit Anti-lock.....	Fig. 5 - 420
<b>Brake Lines and Hoses</b>	
Brake Lines And Hoses,Front.....	Fig. 5 - 510
Brake Lines And Hoses,Rear .....	Fig. 5 - 520
<b>Brake Pedals</b>	
Brake Pedal.....	Fig. 5 - 610



<b>005-100</b> Front Brakes 	<b>005-200</b> Rear Brakes 	<b>005-300</b> Power Brake Booster 	<b>005-400</b> Brake Master Cylinder 
<b>005-500</b> Brake Lines and Hoses 	<b>005-600</b> Brake Pedals 		

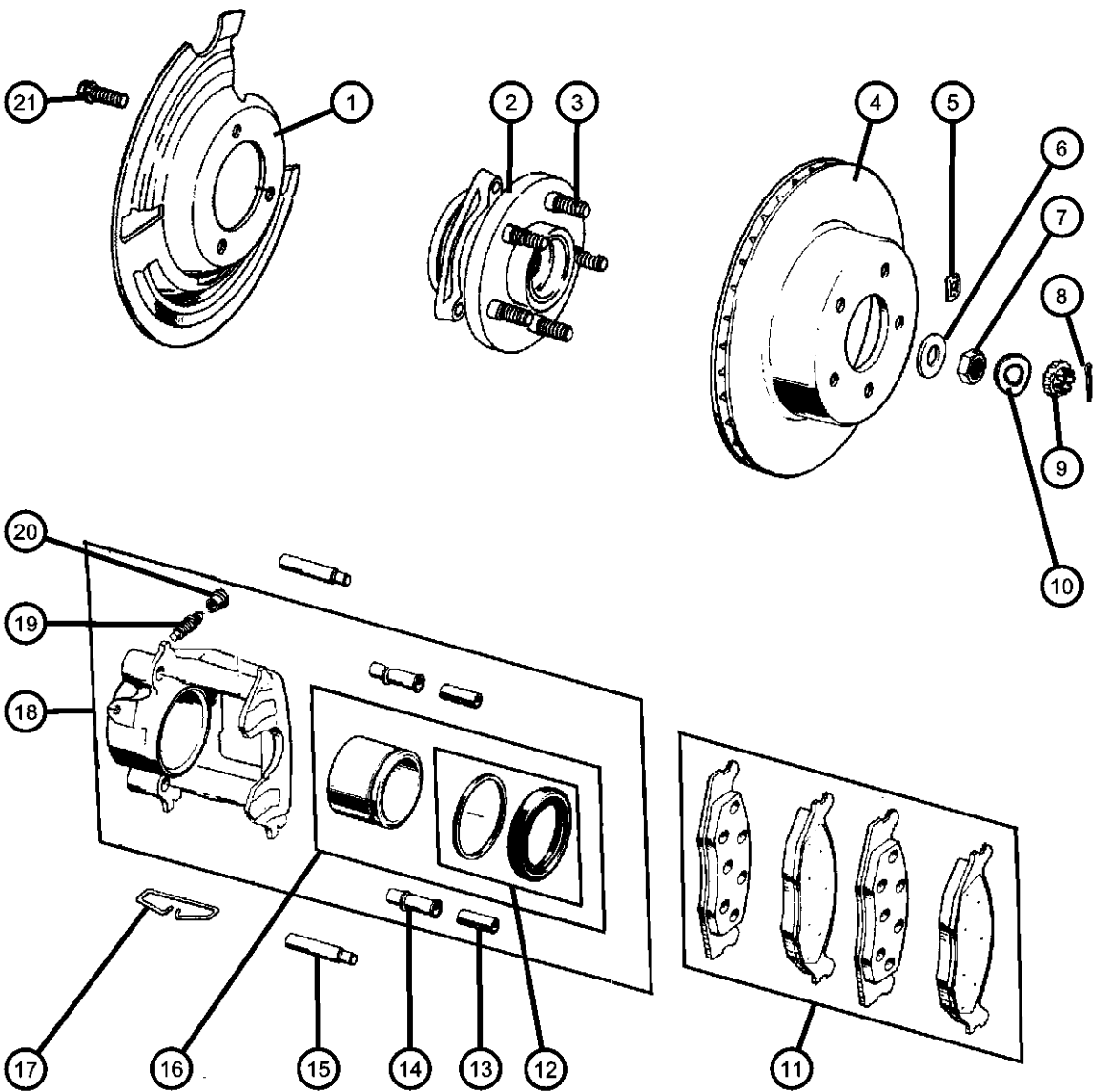
Brakes,Front  
Figure 5-110



ITEM	PART NUMBER	QTY	LINE	SERIES	BODY	ENGINE	TRANS	TRIM	DESCRIPTION
1	52005476	1	J						SHIELD, Brake
		1	T						Right
	52005477	1	J						Left
		1	T						Right
2	53007449	2	J						HUB AND BEARING, Brake
		2	T						Left
3	53007463	10	J						STUD, Hub
		10	T						Left
4	52008440	2	J						ROTOR, Brake
		2	T						Mopar V-Line Alternative Brake Rotors
	V5015965	2	J						Mopar V-Line Alternative Brake Rotors
		2	T						Rotors
5	06026430	AR							SPRING RETAINER, Push On, .50x20
6	J4200096	2	J						WASHER, Flat
		2	T						
7	J4200095	2	J						NUT, Hex
		2	T						
8	11010069	6	J						PIN, Cotter, M4x40.00
		6	T						
9	J4200097	2	J						RETAINER, Hub Nut
		2	T						
10	04740749	2	J						WASHER, Wave
		2	T						

GRAND CHEROKEE (ZJ)		BODY		ENGINE	TRANSMISSION
SERIES	LINE				
L = LOWLINE	T = JEEP - 2WD	74 = SPORT UTILITY 4-DR		ELF = 5.2L V8 MPI Engine	DGK = 4-Spd. Automatic 42RE
	J = JEEP - 4WD			EML = 5.9L V8 MPI Engine	Transmission
				ERH = 4.0L Power Tech I-6 Engine	DGT = 4-Spd. Automatic 46RE
					Transmission
					DGW = TRANSMISSION - 4-SPD. AUTOMATIC,44RE
					DGO = ALL AUTOMATIC TRANSMISSIONS

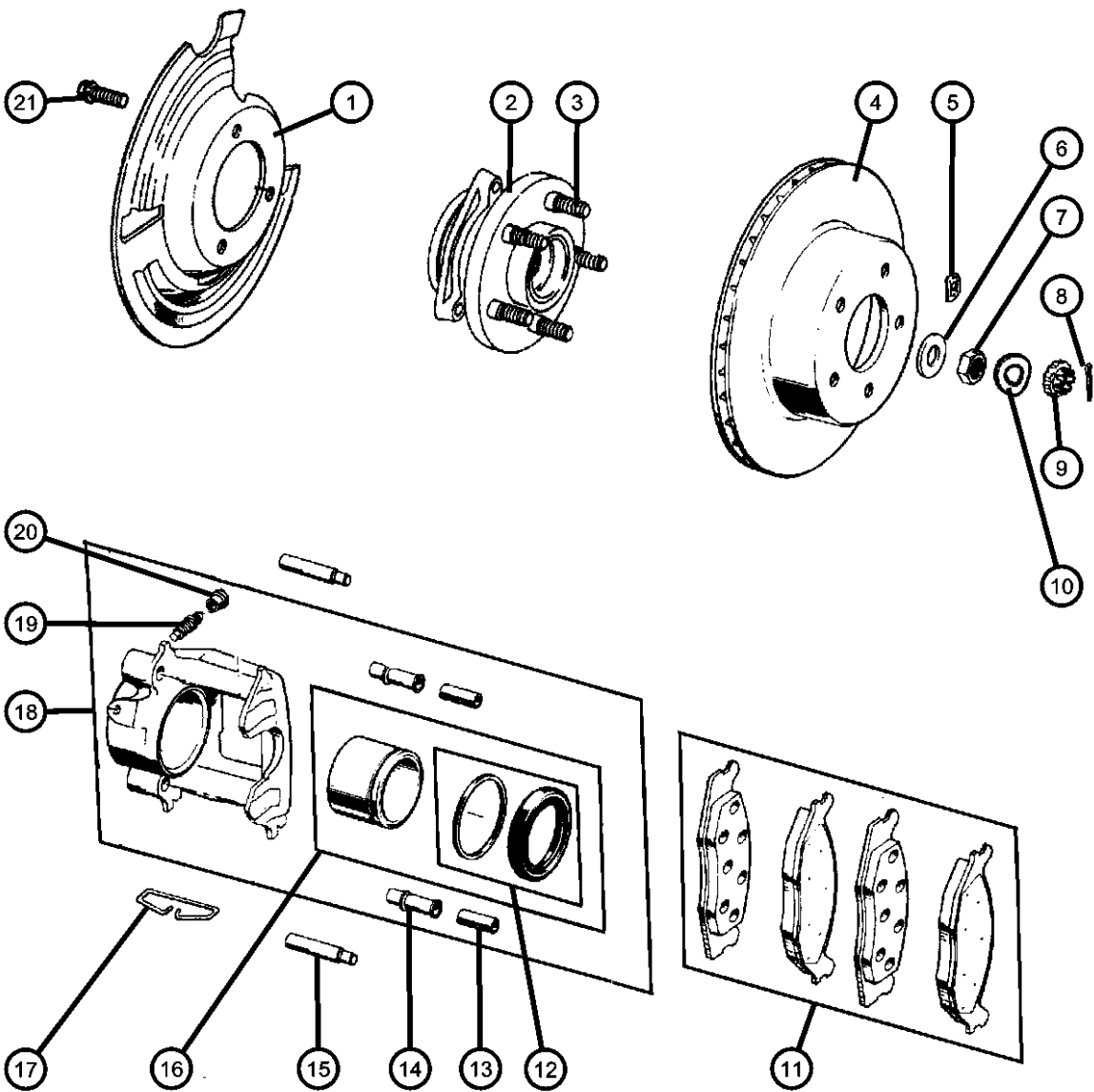
Brakes,Front  
Figure 5-110



ITEM	PART NUMBER	QTY	LINE	SERIES	BODY	ENGINE	TRANS	TRIM	DESCRIPTION
11	04883344AC	2	T						PAD KIT, Front Disc Brake
	VE101344	1	J						Mopar V-Line Alternative Part E.U. R-90 Regulation Compliant Make It Ceramic Brake Kit (w/Composite Rotors)
	VCXJ5965								Mopar V-Line Alternative Part
	V1010058AB								Mopar V-Line Alternative Part
	BHKH5605								Mopar V-Line Alternative Part
	BHKH5066								Disc Hardware
	VK298584AA								Mopar V-Line Alternative Part
	VXJ15965								Caliper Bolts
	V3010058								Mopar Loaded Brake Caliper Kit (2 Calipers, Brake Friction)
	VE101344	1	T						Make It New Brake Kits (w/Composite Rotors)
	VCXJ5965								Mopar V-Line Alternative Part
	V1010058AB								Mopar V-Line Alternative Part
	BHKH5605								Disc Hardware
	BHKH5066								Mopar V-Line Alternative Part
	VK298584AA								Caliper Bolts
	VXJ15965								Mopar Loaded Brake Caliper Kit (2 Calipers, Brake Friction)
	V3010058								Make It New Brake Kits (w/Composite Rotors)
12	J8133852	1	T						Mopar V-Line Alternative Part
		1	J						Ceramic
13	04383471	2	T						BOOT AND SEAL, Disc Brake
		2	J						BUSHING, Disc Brake Caliper

GRAND CHEROKEE (ZJ)		BODY		ENGINE	TRANSMISSION
SERIES	LINE				
L = LOWLINE	T = JEEP - 2WD J = JEEP - 4WD	74 = SPORT UTILITY 4-DR		ELF = 5.2L V8 MPI Engine EML = 5.9L V8 MPI Engine ERH = 4.0L Power Tech I-6 Engine	DGK = 4-Spd. Automatic 42RE Transmission DGT = 4-Spd. Automatic 46RE Transmission DGW = TRANSMISSION - 4-SPD. AUTOMATIC,44RE DGO = ALL AUTOMATIC TRANSMISSIONS

Brakes,Front  
Figure 5-110

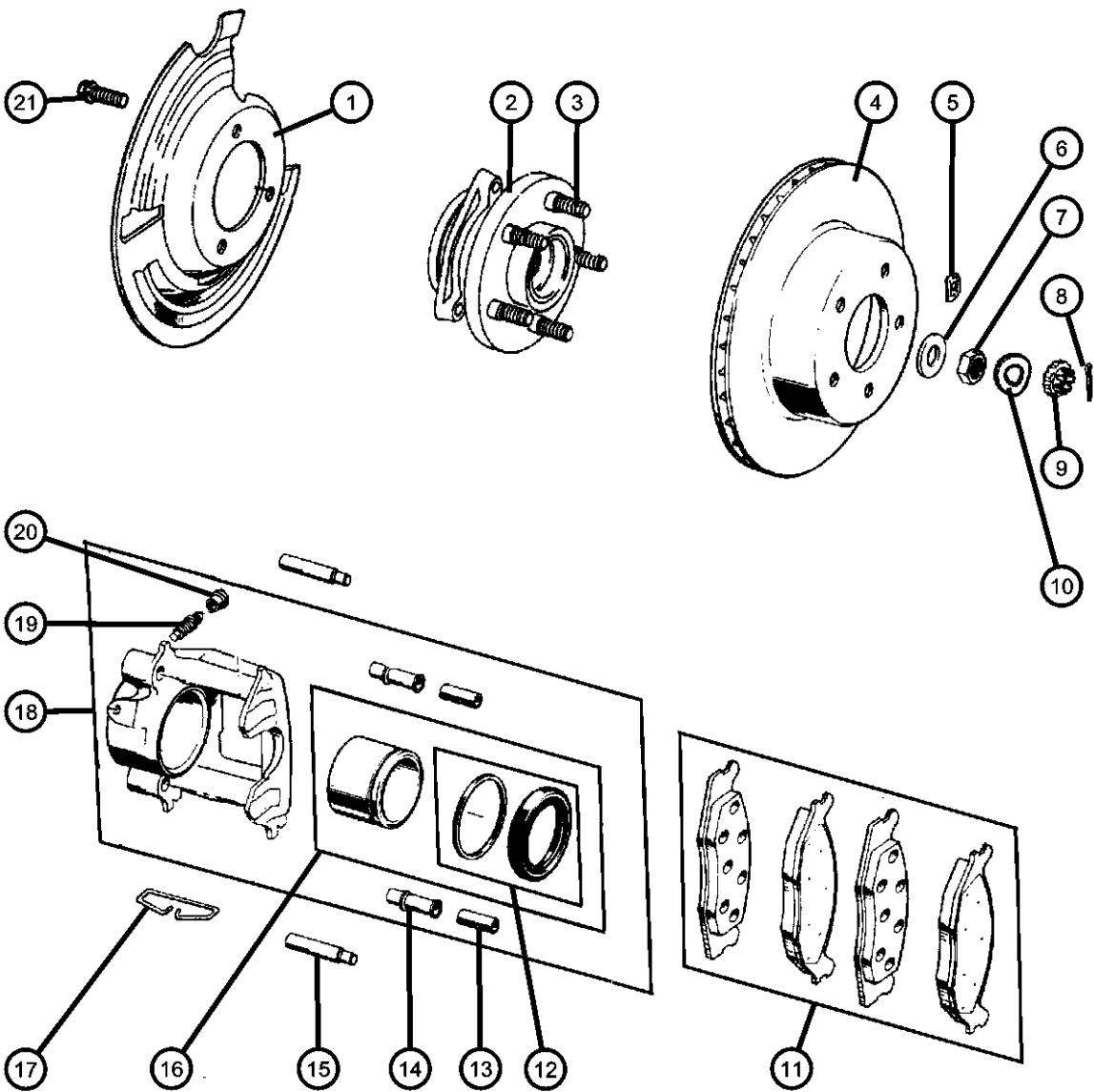


ITEM	PART NUMBER	QTY	LINE	SERIES	BODY	ENGINE	TRANS	TRIM	DESCRIPTION
14									SLEEVE, Disc Brake Caliper
	04423573	2	T						
		2	J						
15									PIN, Caliper
	05253000	4	J						
		4	T						
16									PISTON, Brake
	05252614	1	T						
		1	J						
17									CLIP, Brake Caliper
	J3239865	1	T						
		1	J						
18									CALIPER, Disc Brake
	05252984	1	T						Right
	R5252984								Mopar Remanufactured Part
	VK298584AA								Mopar Loaded Brake Caliper Kit (2 Calipers, Brake Friction)
		1	J						Right
	R5252984								Mopar Remanufactured Part
	VK298584AA								Mopar Loaded Brake Caliper Kit (2 Calipers, Brake Friction)
	05252985	1	T						Left
	R5252985								Mopar Remanufactured Part
	VK298584AA								Mopar Loaded Brake Caliper Kit (2 Calipers, Brake Friction)
		1	J						Left
	R5252985								Mopar Remanufactured Part
	VK298584AA								Mopar Loaded Brake Caliper Kit (2 Calipers, Brake Friction)
19									SCREW, Bleeder
	J3203313	1	T						
		1	J						
20									CAP, Bleeder
	04238717	1	T						

GRAND CHEROKEE (ZJ)		BODY		ENGINE	TRANSMISSION
SERIES	LINE				
L = LOWLINE	T = JEEP - 2WD J = JEEP - 4WD	74 = SPORT UTILITY 4-DR		ELF = 5.2L V8 MPI Engine EML = 5.9L V8 MPI Engine ERH = 4.0L Power Tech I-6 Engine	DGK = 4-Spd. Automatic 42RE Transmission DGT = 4-Spd. Automatic 46RE Transmission DGW = TRANSMISSION - 4-SPD. AUTOMATIC, 44RE DGO = ALL AUTOMATIC TRANSMISSIONS

AR = use ase required - = Non illustrated part

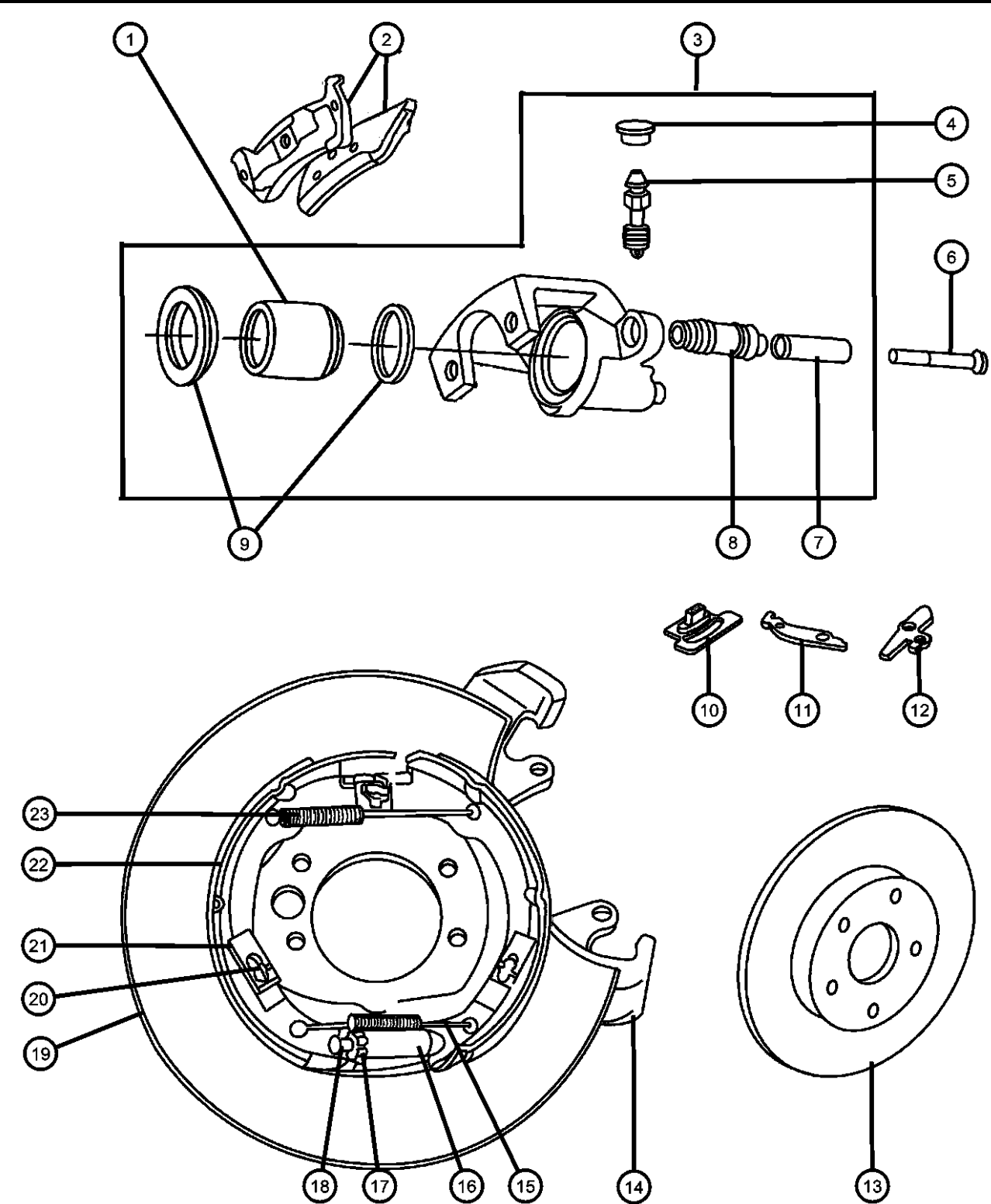
Brakes,Front  
Figure 5-110



ITEM	PART NUMBER	QTY	LINE	SERIES	BODY	ENGINE	TRANS	TRIM	DESCRIPTION
21	34201535	1	J						BOLT
		6	T						Hub and Bearing to Knuckle Mounting
		6	J						Hub and Bearing to Knuckle Mounting

GRAND CHEROKEE (ZJ)									
SERIES	LINE								
L = LOWLINE	T = JEEP - 2WD J = JEEP - 4WD			BODY		ENGINE		TRANSMISSION	
				74 = SPORT UTILITY 4-DR		ELF = 5.2L V8 MPI Engine EML = 5.9L V8 MPI Engine ERH = 4.0L Power Tech I-6 Engine		DGK = 4-Spd. Automatic 42RE Transmission DGT = 4-Spd. Automatic 46RE Transmission DGW = TRANSMISSION - 4-SPD. AUTOMATIC,44RE DGO = ALL AUTOMATIC TRANSMISSIONS	

Brakes,Rear  
Figure 5-210



ITEM	PART NUMBER	QTY	LINE	SERIES	BODY	ENGINE	TRANS	TRIM	DESCRIPTION
1	04762111	1							PISTON, Brake
2	04883717AA	1							SHOE AND LINING, Rear Disc Brake
	V4013444								Mopar V-Line Alternative Part Ceramic
	VRZJ2344AB								Mopar Make it New Rear
	BHKH5593								Mopar V-Line Alternative Part Disc Hardware
	BHKH5066								Mopar V-Line Alternative Part Caliper Bolts
	V2012344AB								Mopar V-Line Alternative Part
3									CALIPER, Disc Brake
	04762102	1							Right
	04762103	1							Left
4	04762113	1							CAP, Bleeder
5	J0920463	1							BLEEDER SCREW, Brake
6	05253000	4							PIN, Caliper
7	04762105	2							SLEEVE, Brake Caliper
8	04762106	2							BUSHING, Caliper
9	04762110	1							BOOT AND SEAL PACKAGE, Disc Brake
10	04762124	1							BOOT, Parking Brake Lever
11									LEVER, Park Brake Adjusting
	04762130	1							Cable, Right
	04762131	1							Cable, Left
12	04762132	1							LEVER, Park Brake Adjusting, Cam
13	52008184	2							ROTOR, Brake
14									ADAPTER, Disc Brake Caliper
	04796342	1							Right
	04796343	1							Left
15	04762116	1							SPRING, Park Brake Shoe Return
16	04762118	1							NUT, Parking Brake Adjusting
17	04762120	1							SCREW, Parking Brake, Adjusting
18	04762115	1							SOCKET, Parking Brake, Adjusting
19									PLATE, Brake Backing

GRAND CHEROKEE (ZJ)									
SERIES	LINE			BODY	ENGINE			TRANSMISSION	
L = LOWLINE	T = JEEP - 2WD J = JEEP - 4WD			74 = SPORT UTILITY 4-DR	ELF = 5.2L V8 MPI Engine EML = 5.9L V8 MPI Engine ERH = 4.0L Power Tech I-6 Engine			DGK = 4-Spd. Automatic 42RE Transmission DGT = 4-Spd. Automatic 46RE Transmission DGW = TRANSMISSION - 4-SPD. AUTOMATIC, 44RE DGO = ALL AUTOMATIC TRANSMISSIONS	



Brakes,Rear  
Figure 5-210

1 2 3 4 5 6 7 8 9 10 11 12 13 14 15 16 17 18 19 20 21 22 23 24 25 26

ITEM	PART NUMBER	QTY	LINE	SERIES	BODY	ENGINE	TRANS	TRIM	DESCRIPTION
	04762128	1							Right
	04762129	1							Left
20	04762126	2							PIN, Brake Shoe Hold Down
21	04762125	2							CLIP, Parking Brake Hold Down
22	04796337	1							SHOE AND LINING KIT, Parking Brake
	BHKP7002								Mopar Parking Brake Hardware Kit
23	04762127	1							SPRING, Park Brake Shoe ReturnUpper
-24	04762121	1							PLUG, Brake Adjusting Hole
-25									SENSOR, Anti-Lock Brake
	56027722	1							Right
	56027723	1							Left
-26	04762191	AR							BOLT, ABS Sensor, Mounting

**GRAND CHEROKEE (ZJ)**

SERIES	LINE
L = LOWLINE	T = JEEP - 2WD
	J = JEEP - 4WD

BODY  
74 = SPORT UTILITY 4-DR

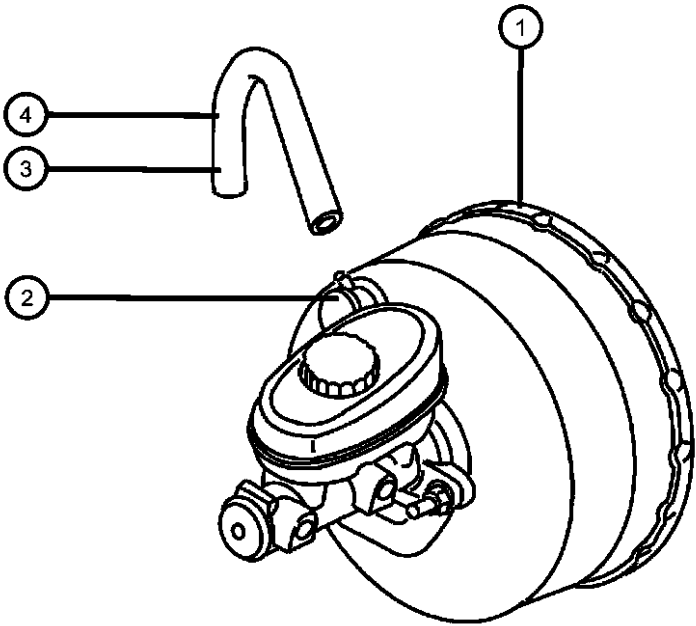
ENGINE  
ELF = 5.2L V8 MPI Engine  
EML = 5.9L V8 MPI Engine  
ERH = 4.0L Power Tech I-6 Engine

TRANSMISSION  
DGK = 4-Spd. Automatic 42RE Transmission  
DGT = 4-Spd. Automatic 46RE Transmission  
DGW = TRANSMISSION - 4-SPD. AUTOMATIC,44RE  
DGO = ALL AUTOMATIC TRANSMISSIONS

AR = use ase required - = Non illustrated part

**Booster**  
**Figure 5-310**

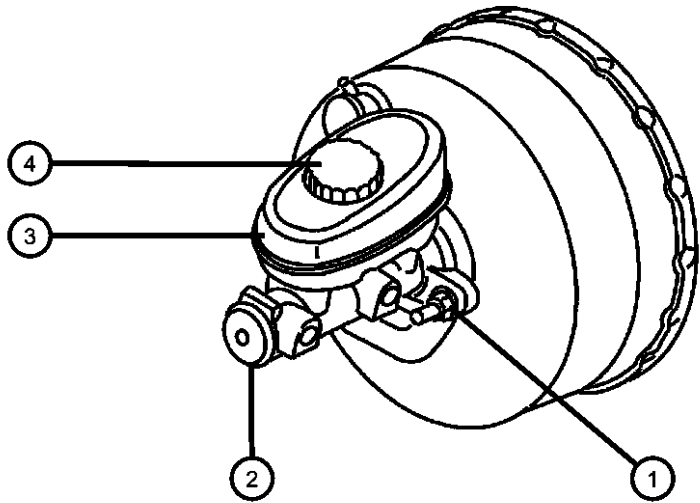
ITEM	PART NUMBER	QTY	LINE	SERIES	BODY	ENGINE	TRANS	TRIM	DESCRIPTION
1	04761786	1							BOOSTER, Power Brake
2	04713085	1							VALVE, Check, Elbow, with Grommet
3	03879277	1							HOSE, Brake Vacuum, Intake Manifold to Booster
4	52008569	1							HOSE, Brake Booster, Intake Manifold to Booster
-5	J4003909	4							NUT, Hex Flange With Serration, Booster to Dash Mounting



<b>GRAND CHEROKEE (ZJ)</b>				
SERIES	LINE	BODY	ENGINE	TRANSMISSION
L = LOWLINE	T = JEEP - 2WD J = JEEP - 4WD	74 = SPORT UTILITY 4-DR	ELF = 5.2L V8 MPI Engine EML = 5.9L V8 MPI Engine ERH = 4.0L Power Tech I-6 Engine	DGK = 4-Spd. Automatic 42RE Transmission DGT = 4-Spd. Automatic 46RE Transmission DGW = TRANSMISSION - 4-SPD. AUTOMATIC, 44RE DGO = ALL AUTOMATIC TRANSMISSIONS

Master Cylinder  
Figure 5-410

ITEM	PART NUMBER	QTY	LINE	SERIES	BODY	ENGINE	TRANS	TRIM	DESCRIPTION
1	06100517	2							NUT, Hex Flange Lock, M8 Phosphate
2	04761941 R4761941	1							MASTER CYLINDER, Brake Mopar Remanufactured Part
3	04761942	1							RESERVOIR, Brake Master Cylinder
4	04761944	1							CAP, Master Cylinder Reservoir
-5	J4003909	4							NUT, Hex Flange With Serration, Booster to Dash Mounting



GRAND CHEROKEE (ZJ)

SERIES	LINE
L = LOWLINE	T = JEEP - 2WD J = JEEP - 4WD

BODY
74 = SPORT UTILITY 4-DR

ENGINE
ELF = 5.2L V8 MPI Engine EML = 5.9L V8 MPI Engine ERH = 4.0L Power Tech I-6 Engine

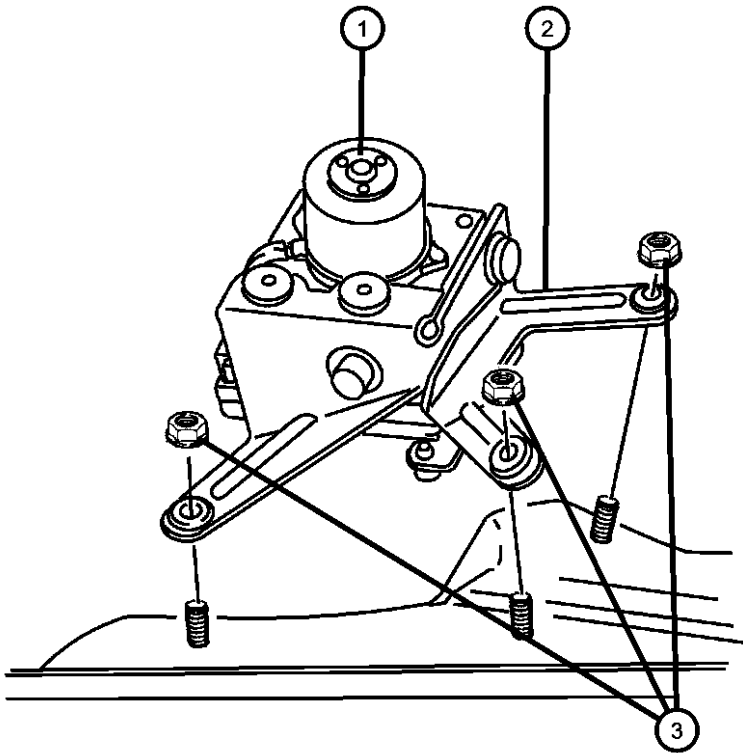
TRANSMISSION
DGK = 4-Spd. Automatic 42RE Transmission DGT = 4-Spd. Automatic 46RE Transmission DGW = TRANSMISSION - 4-SPD. AUTOMATIC, 44RE DGO = ALL AUTOMATIC TRANSMISSIONS

Hydraulic Control Unit Anti-lock  
Figure 5-420

ITEM	PART NUMBER	QTY	LINE	SERIES	BODY	ENGINE	TRANS	TRIM	DESCRIPTION
------	----------------	-----	------	--------	------	--------	-------	------	-------------

NOTE: For Anti-Lock Brake Awareness Video Tape Use Part# 52008713.

1	52009047	1							CONTROL UNIT, Anti-Lock Brake
2	52009052	1							BRACKET, Hydraulic Control Unit
3	34201711	3							NUT, Hex Flange, M8x1.25, HCU Mounting



GRAND CHEROKEE (ZJ)

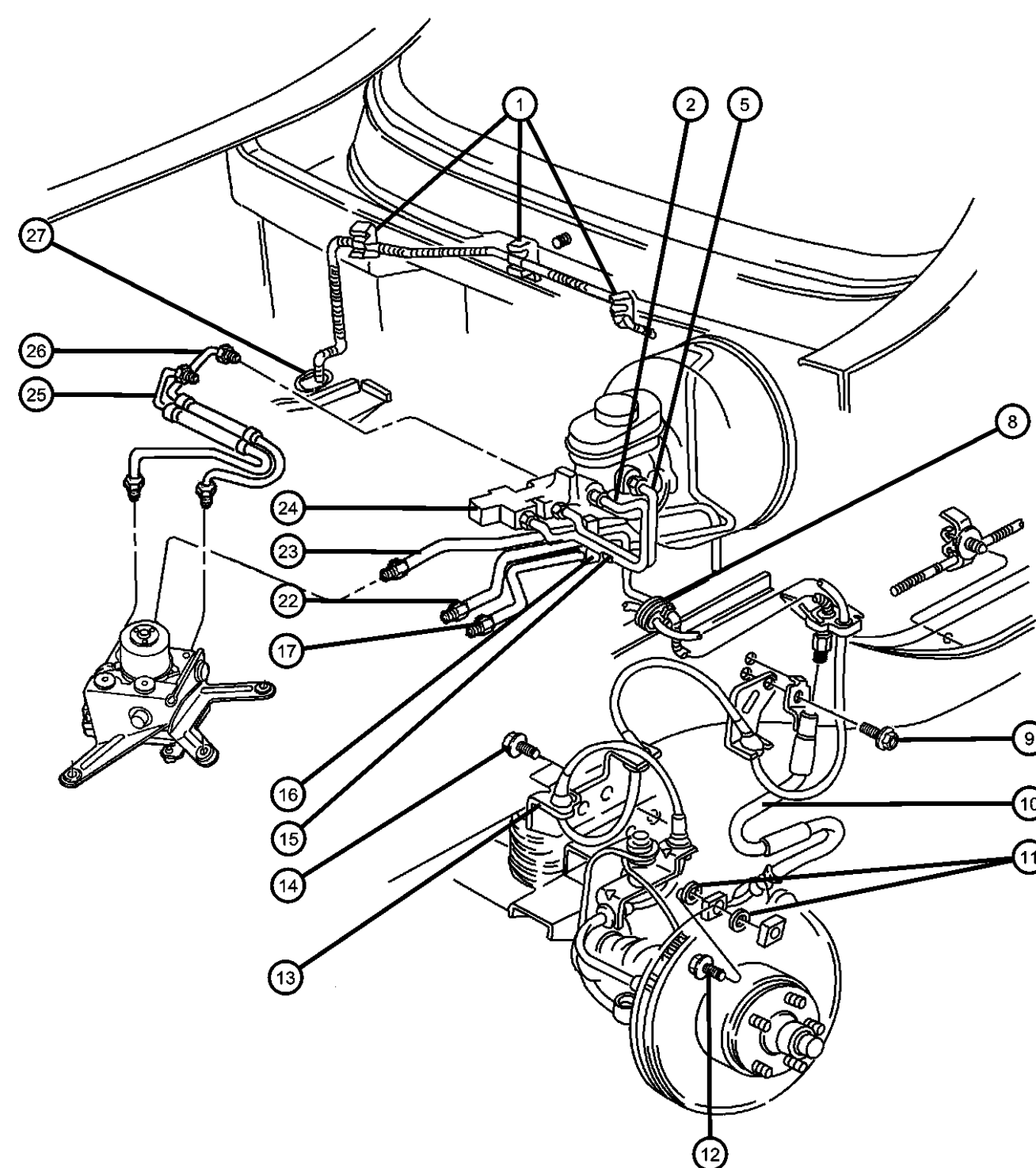
SERIES	LINE	BODY	ENGINE	TRANSMISSION
L = LOWLINE	T = JEEP - 2WD J = JEEP - 4WD	74 = SPORT UTILITY 4-DR	ELF = 5.2L V8 MPI Engine EML = 5.9L V8 MPI Engine ERH = 4.0L Power Tech I-6 Engine	DGK = 4-Spd. Automatic 42RE Transmission DGT = 4-Spd. Automatic 46RE Transmission DGW = TRANSMISSION - 4-SPD. AUTOMATIC, 44RE DGO = ALL AUTOMATIC TRANSMISSIONS

Brake Lines And Hoses,Front  
Figure 5-510

										ITEM	PART NUMBER	QTY	LINE	SERIES	BODY	ENGINE	TRANS	TRIM	DESCRIPTION
										1	52009077	3							CLIP, Brake Tube Firewall
										2	52008939	1							TUBE, Brake, M/Cyl. to Combo Valve (Secondary)
										-3	06503707	1							NUT, Brake Line, Fits 52008939
										-4	06034627	1							NUT, Brake Line, Fits 52008939
										5	52008603	1							TUBE, Brake, M/Cyl. to Combo Valve (Primary)
										-6	06034868	1							NUT, Brake Line, Fits 52008603 Tube
										-7	06503399	1							NUT, Brake Line, Fits 52008603 Tube
										8	52008339	2							GROMMET, Front Brake Tube, Brake Tube to Wheelhouse, Left
										9	06502711	2							BOLT, ABS Sensor
										10									HOSE, Brake
											52008674	1							Right
											52008675	1							Left
										11	J3237672	8							GASKET, Brake Hose To Caliper, Brake Hose Mounting
										12	J4006700	4							BOLT, Banjo, Brake Hose Mounting
										13									BRACKET, Brake Sensor
											56026996	1							Right
											56026997	1							Left
										14	06502655	4							SCREW, Hex Head, M6x1x15, Brake Sensor Bracket Mounting
										15	J4006034	1							CLIP, Brake Tube, 2 Way
										16	52128245AA	2							CLIP, Brake Tube, 3 Way
										17	01843251	AR							TUBE, Steel, .187 25 Foot Roll, OEM Number was 52008960
										-18	J3195677	1							NUT, Inverted Flare, .375-24, Fits 52008960 Tube
										-19	03879283	1							COVER, Brake Tube Wire, .18, Fits 52008960 Tube
										-20	06503707	1							NUT, Brake Line, Fits 52008960 Tube
										-21	52127936	1							SLEEVE, Braided, Fits 52008960 Tube
										22	52009223	1							TUBE, Brake, Brake Hose Tube to HCU, Left
										23	52009222	1							TUBE, Brake, Brake Hose Tube to HCU, Right
GRAND CHEROKEE (ZJ)																			
SERIES										LINE		BODY		ENGINE		TRANSMISSION			
L = LOWLINE										T = JEEP - 2WD		74 = SPORT UTILITY 4-DR		ELF = 5.2L V8 MPI Engine		D GK = 4-Spd. Automatic 42RE			
										J = JEEP - 4WD				EML = 5.9L V8 MPI Engine		Transmission			
														ERH = 4.0L Power Tech I-6 Engine		DGT = 4-Spd. Automatic 46RE			
																Transmission			
																DGW = TRANSMISSION - 4-SPD.			
																AUTOMATIC,44RE			
																DGO = ALL AUTOMATIC			
																TRANSMISSIONS			

AR = use ase required - = Non illustrated part

Brake Lines And Hoses,Front  
Figure 5-510



ITEM	PART NUMBER	QTY	LINE	SERIES	BODY	ENGINE	TRANS	TRIM	DESCRIPTION
24	52009061AB	1							VALVE, Proportioning, Combination (Combo)
25	52008957	1							HOSE, Brake, Combo Valve to HCU - Secondary
26	52008956	1							HOSE, Brake, Combo Valve to HCU - Primary
27	52008339	2							GROMMET, Front Brake Tube, Brake Tube to Wheelhouse, Right

**GRAND CHEROKEE (ZJ)**

SERIES	LINE
L = LOWLINE	T = JEEP - 2WD J = JEEP - 4WD

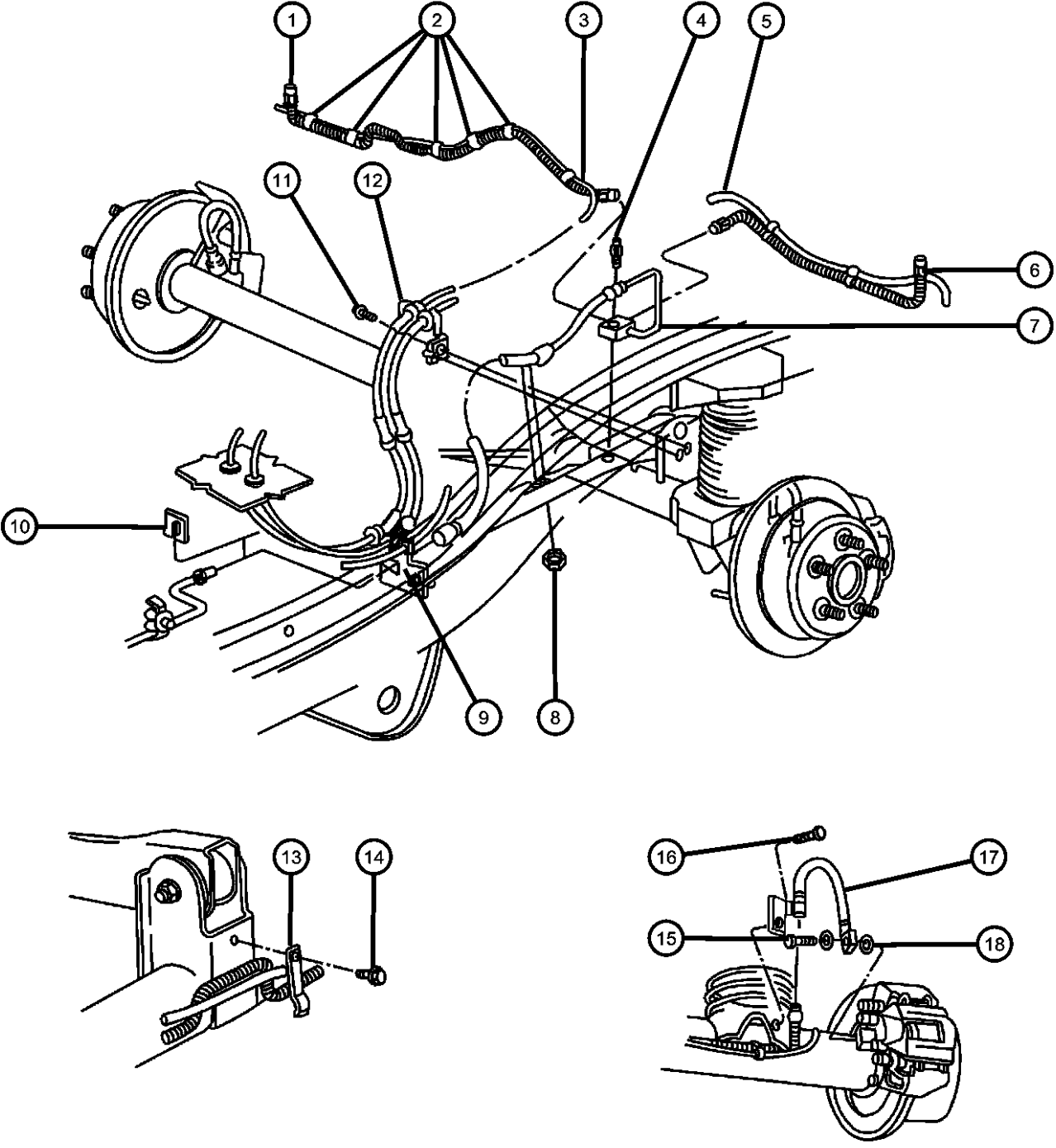
**BODY**  
74 = SPORT UTILITY 4-DR

**ENGINE**  
ELF = 5.2L V8 MPI Engine  
EML = 5.9L V8 MPI Engine  
ERH = 4.0L Power Tech I-6 Engine

**TRANSMISSION**  
DGK = 4-Spd. Automatic 42RE Transmission  
DGT = 4-Spd. Automatic 46RE Transmission  
DGW = TRANSMISSION - 4-SPD. AUTOMATIC,44RE  
DGO = ALL AUTOMATIC TRANSMISSIONS

AR = use ase required    - = Non illustrated part

Brake Lines And Hoses,Rear  
Figure 5-520

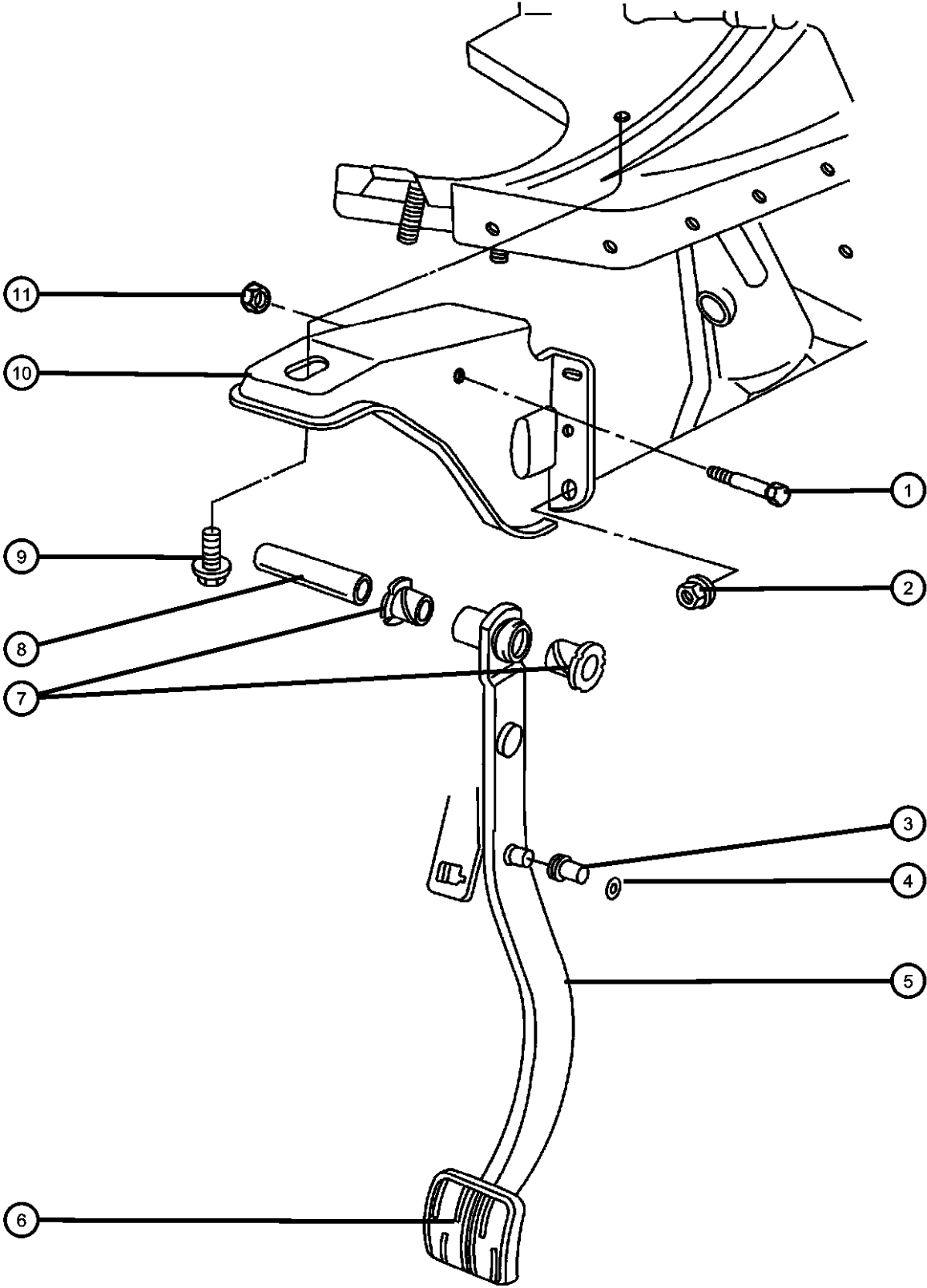


ITEM	PART NUMBER	QTY	LINE	SERIES	BODY	ENGINE	TRANS	TRIM	DESCRIPTION
1	52009050	1							TUBE, Brake
									[DRK], Right
	52128222	1							[DRJ,DRM], Right
2	56026775	8							CLIP, Tube To Speed Sensor
3	56027722	1							SENSOR, Anti-Lock BrakeRight
4	52067508	1							BOLT, Axle Vent
5	56027723	1							SENSOR, Anti-Lock BrakeLeft
6	52008609	1							TUBE, BrakeLeft
7	52007401	1							HOSE, Brake, Brake Tube to Rear Axle Tee
8	06101695	1							NUT, Hex Flange Lock, M8x1.25, Rear Brake Hose Mounting
9	52100148	1							BRACKET, Brake Hose
10	02208893	1							LOCK, Brake HoseRear
11	06502655	1							SCREW, Hex Head, M6x1x15, ABS Bracket Mounting
12	56026757	1							BRACKET, Anti-Lock Brake Sensor, Sensor
13	52007748	1							CLIP, Brake Tube
14	06502655	1							SCREW, Hex Head, M6x1x15, Brake Tube Clip Mounting
15	J4006700	4							BOLT, Banjo, Brake Hose Mounting
16	06502655	2							SCREW, Hex Head, M6x1x15, Brake Hose to Axle Mounting
17									HOSE, Brake
	52008662	1							Right
	52008663	1							Left
18	J3237672	8							GASKET, Brake Hose To Caliper

GRAND CHEROKEE (ZJ)					
SERIES	LINE	BODY	ENGINE	TRANSMISSION	
L = LOWLINE	T = JEEP - 2WD J = JEEP - 4WD	74 = SPORT UTILITY 4-DR	ELF = 5.2L V8 MPI Engine EML = 5.9L V8 MPI Engine ERH = 4.0L Power Tech I-6 Engine	DGK = 4-Spd. Automatic 42RE Transmission DGT = 4-Spd. Automatic 46RE Transmission DGW = TRANSMISSION - 4-SPD. AUTOMATIC,44RE DGO = ALL AUTOMATIC TRANSMISSIONS	

AR = use ase required - = Non illustrated part

Brake Pedal  
Figure 5-610



ITEM	PART NUMBER	QTY	LINE	SERIES	BODY	ENGINE	TRANS	TRIM	DESCRIPTION
1	06100206	1							BOLT, Hex Head, M14x70, Brake Pedal to Bracket Mounting
2	J4003909	4							NUT, Hex Flange With Serration, Booster to Firewall Mounting
3	04446361	1							BUSHING, Hydraulic Clutch Actuator
4	06035334	1							CLIP, Brake Push Rod, Brake Booster Push Rod to Pedal Pin Retaining
5	52078995	1							PEDAL, Brake
6	52002749	1							PAD, Pedal
7	J3225981	2							BUSHING, Pedal Shaft
8	53000637	1							SLEEVE, Pedal Shaft
9	00181112	1							SCREW AND WASHER, .375-16x1.00, Brake Pedal Mounting Bracket
10	52078407	1							BRACKET, Brake Pedal
11	06502585	1							NUT, Brake Pedal to Bracket Mounting

GRAND CHEROKEE (ZJ)				
SERIES	LINE	BODY	ENGINE	TRANSMISSION
L = LOWLINE	T = JEEP - 2WD J = JEEP - 4WD	74 = SPORT UTILITY 4-DR	ELF = 5.2L V8 MPI Engine EML = 5.9L V8 MPI Engine ERH = 4.0L Power Tech I-6 Engine	DGK = 4-Spd. Automatic 42RE Transmission DGT = 4-Spd. Automatic 46RE Transmission DGW = TRANSMISSION - 4-SPD. AUTOMATIC, 44RE DGO = ALL AUTOMATIC TRANSMISSIONS



# Group - 7

## Cooling

### Group - 7 Cooling

Illustration Title

Group-Fig. No.

#### Radiator and Related Parts

Radiator and Related Parts 4.0L Engine ..... Fig. 7 - 150

Radiator and Related Parts 5.2L and 5.9L Engine ..... Fig. 7 - 160

#### Water Pump and Related Parts

Water Pump and Related Parts 4.0L Engine..... Fig. 7 - 210

Water Pump and Related Parts 5.2L and 5.9L Engines..... Fig. 7 - 220

#### Tank, Coolant Engine

Coolant Tank ..... Fig. 7 - 310

#### Pulleys and Related Parts

Drive Pulleys 4.0L Engine ..... Fig. 7 - 420

Drive Pulleys 5.2L and 5.9L Engines ..... Fig. 7 - 430

#### Drive Belts

Drive Belt ..... Fig. 7 - 520

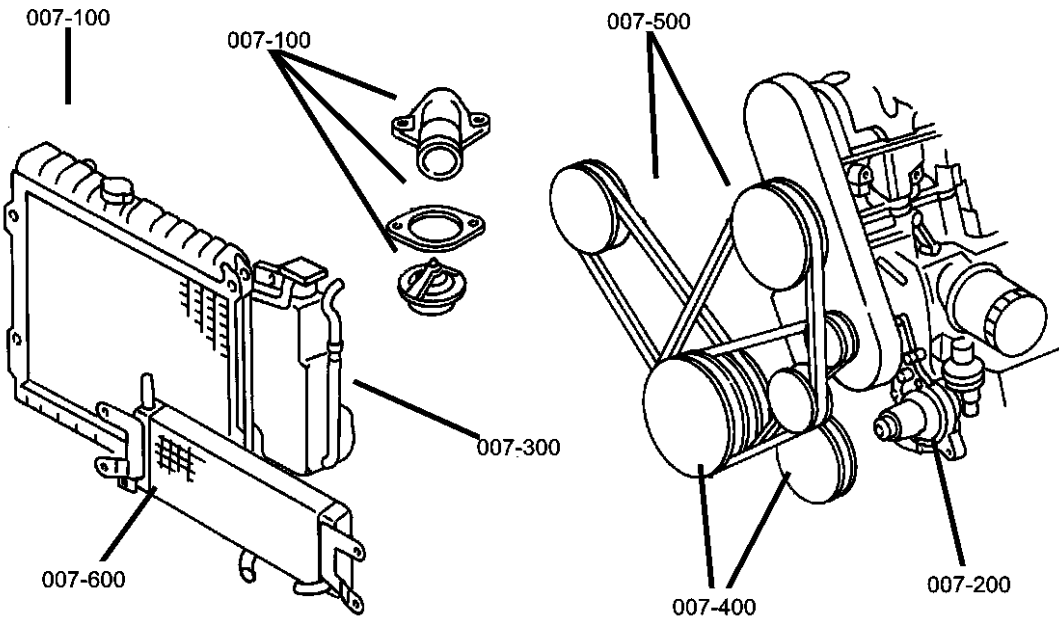
#### Lines, Transmission Oil Cooler

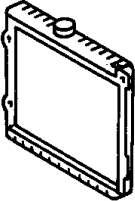
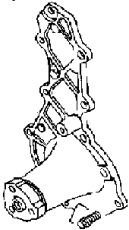

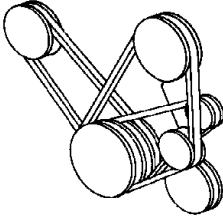
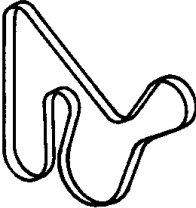
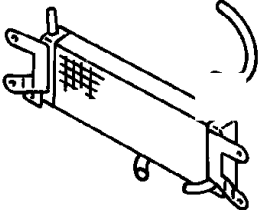
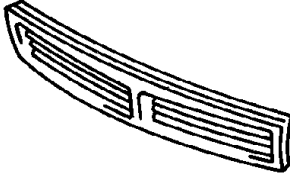
Lines 4.0L Engine ..... Fig. 7 - 610

Lines 5.2L and 5.9L Engines ..... Fig. 7 - 620

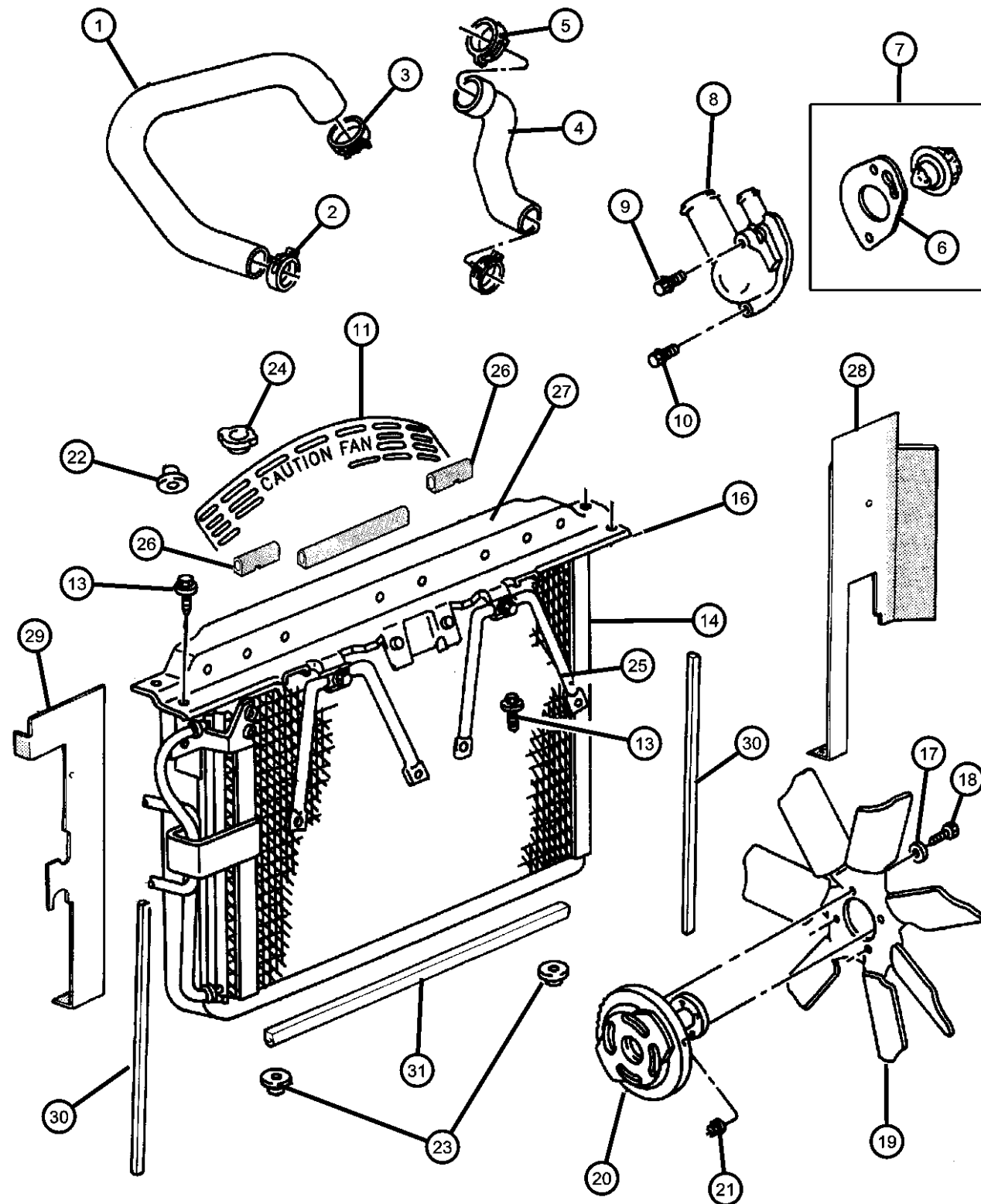
#### Grilles

Grille and Related Parts ..... Fig. 7 - 720



<div>007-100</div> <div>Radiator and Related Parts</div> <div></div>	<div>007-200</div> <div>Water Pump and Related Parts</div> <div></div>	<div>007-300</div> <div>Tank, Coolant Engine</div> <div></div>	<div>007-400</div> <div>Pulleys and Related Parts</div> <div></div>
<div>007-500</div> <div>Drive Belts</div> <div></div>	<div>007-600</div> <div>Lines, Transmission Oil Cooler</div> <div></div>	<div>007-700</div> <div>Grilles</div> <div></div>	

**Radiator and Related Parts 4.0L Engine**  
**Figure 7-150**



ITEM	PART NUMBER	QTY	LINE	SERIES	BODY	ENGINE	TRANS	TRIM	DESCRIPTION
1	52028263	1				ER0			HOSE, Radiator Inlet, Radiator Inlet
2	32002983	1				ER0			CLAMP, Hose, 32mm Black
3	52005580	1				ER0			CLAMP, Hose to Radiator
4	52028262AB	1				ER0			HOSE, Radiator, Outlet
5	06032277	1							CLAMP, Radiator
6	53020547AB	1				ER0			GASKET, Thermostat
7	52028186	1				ER0			THERMOSTAT, 195 Degrees
8	53006192	1				ER0			HOUSING, Thermostat, Thermostat
9	06034927	1				ER0			SCREW AND WASHER, Hex Head, .312-18x.970
10	06034927	1							BOLT, (NOT SERVICED)
11	52079583AB	1				ER0	DGK		SHROUD, Fan
12	52079602	2				ER0	DGK		BRACKET, Shroud
13	06100568	4							BOLT AND WASHER, Implement Attaching
14	52079597AB	1				ER0	DGK		RADIATOR, Engine Cooling
15	04644746	1							DRAINCOCK, Radiator, Radiator
16	55254771	1				ER0	DGK		CROSSMEMBER, RadiatorUpper
17	52006642	2				ER0	DGK		ISOLATOR, RadiatorUpper
18	06034860	4							BOLT AND WASHER, Implement Attaching
19	52079570	1				ER0			FAN, Cooling
20									VISCOUS CLUTCH, Fan Drive
	52027823	1				ER0			Without [NMC]
	52079671AB	1				ER0			With [NMC]
21	00154591	4				ER0			NUT AND WASHER, Hex, .312-18
22	52006642	2				ER0	DGK		ISOLATOR, RadiatorUpper
23	J0687550	2				ER0	DGK		GROMMET, RadiatorLower
24	52027793	1				ER0	DGK		CAP, Radiator
25	55254509	2				ER0	DGK		BRACE, Radiator Crossmember
26	52027811	2				ER0	DGK		SEAL, CrossmemberUpper
27	52027507	1				ER0	DGK		SEAL, CrossmemberLower
28	52006160	1				ER0	DGK		SEAL, Radiator, Radiator Side, Right

**GRAND CHEROKEE (ZJ)**

SERIES LINE  
L = LOWLINE T = JEEP - 2WD  
J = JEEP - 4WD

BODY  
74 = SPORT UTILITY 4-DR

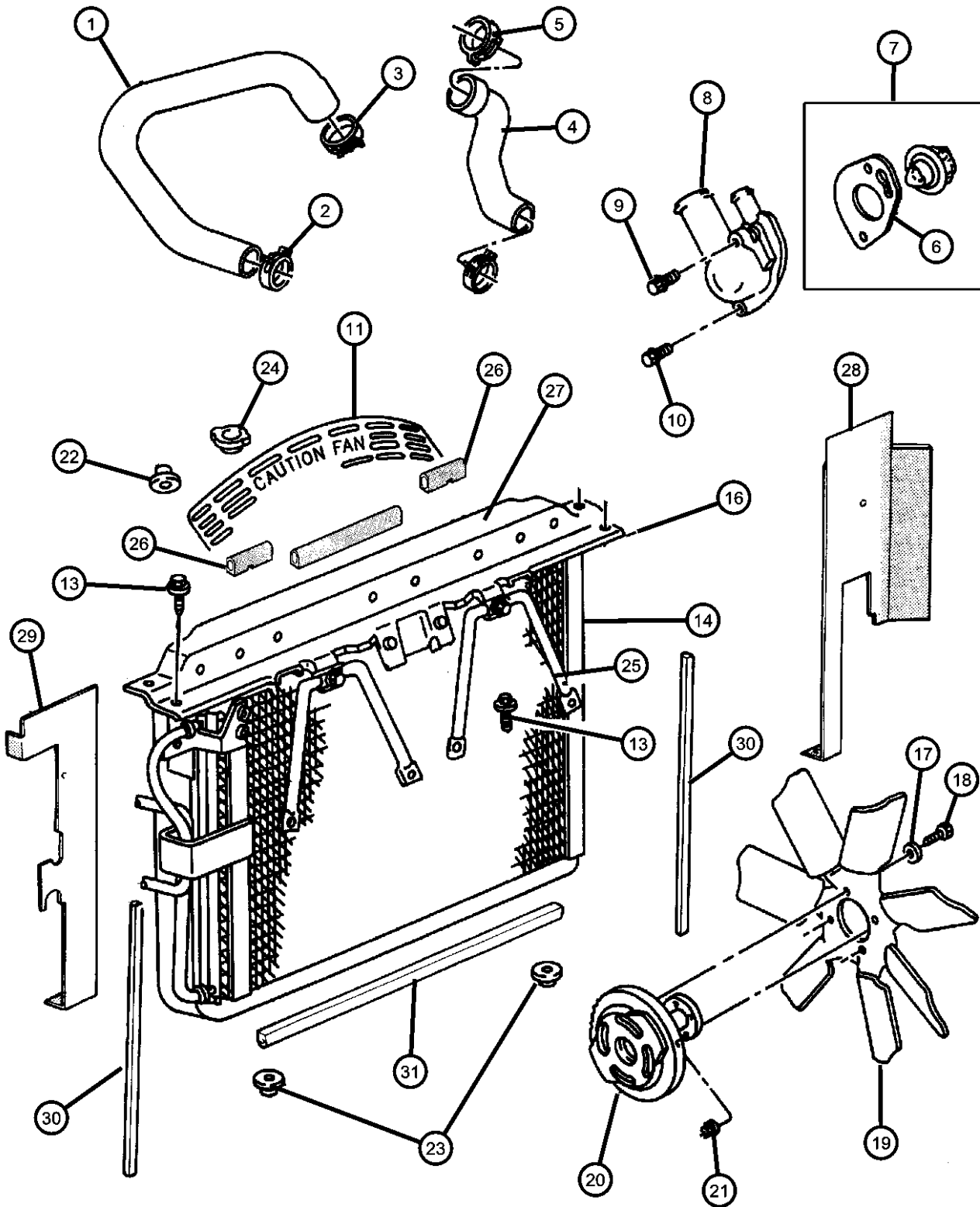
ENGINE  
ELF = 5.2L V8 MPI Engine  
EML = 5.9L V8 MPI Engine  
ERH = 4.0L Power Tech I-6 Engine

TRANSMISSION  
DGK = 4-Spd. Automatic 42RE Transmission  
DGT = 4-Spd. Automatic 46RE Transmission  
DGW = TRANSMISSION - 4-SPD. AUTOMATIC, 44RE  
DGO = ALL AUTOMATIC TRANSMISSIONS

AR = use ase required - = Non illustrated part

1998 ZJ

Radiator and Related Parts 4.0L Engine  
Figure 7-150

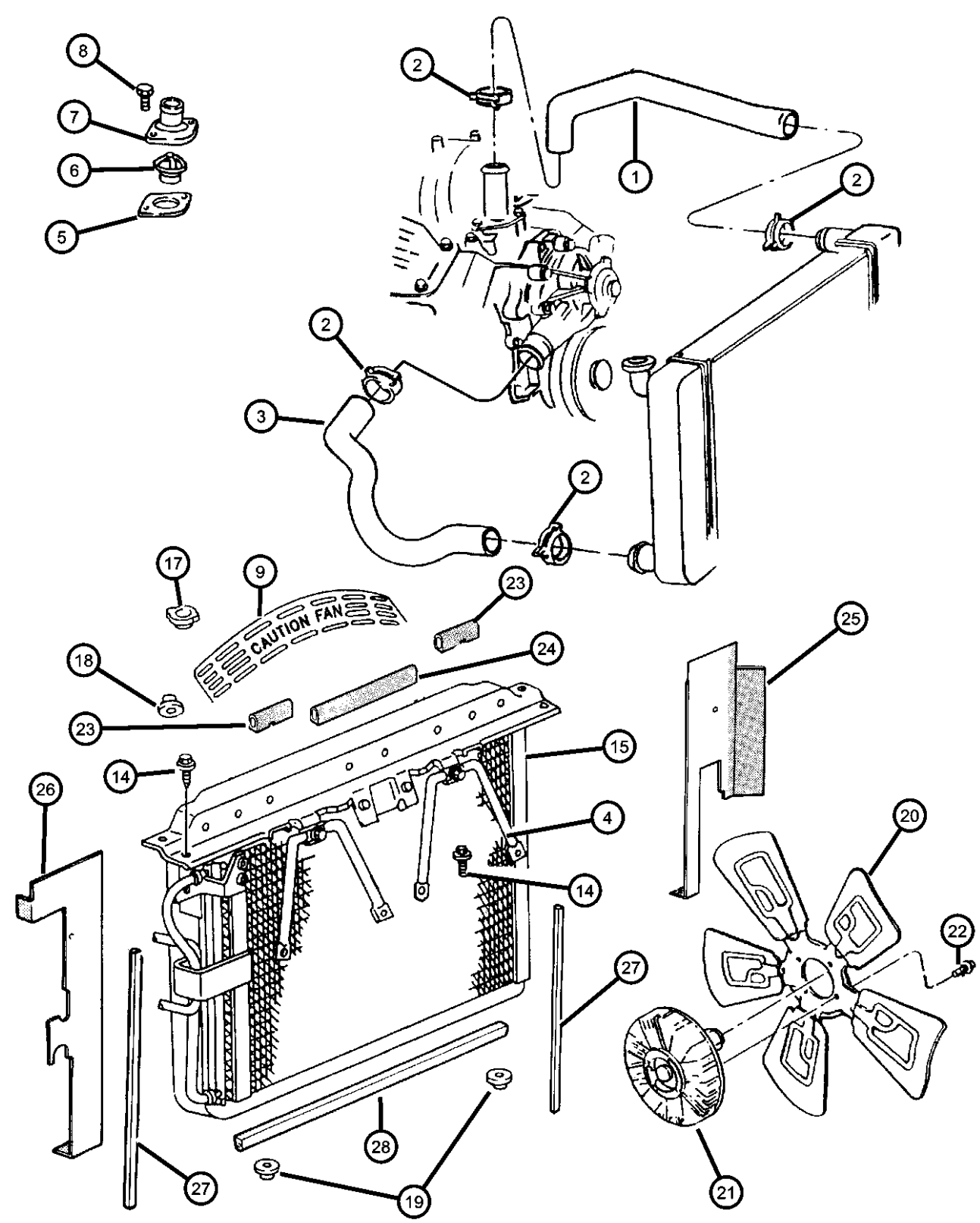


ITEM	PART NUMBER	QTY	LINE	SERIES	BODY	ENGINE	TRANS	TRIM	DESCRIPTION
29	52006159	1				ER0	DGK		SEAL, Radiator, Radiator Side, Left
30	52027509	2				ER0	DGK		SEAL, Radiator Condenser, Radiator to Condenser
31	52027506	1				ER0	DGK		SEAL, Crossmember, Lower Crossmember

GRAND CHEROKEE (ZJ)		BODY		ENGINE		TRANSMISSION	
SERIES	LINE						
L = LOWLINE	T = JEEP - 2WD J = JEEP - 4WD	74 = SPORT UTILITY 4-DR		ELF = 5.2L V8 MPI Engine EML = 5.9L V8 MPI Engine ERH = 4.0L Power Tech I-6 Engine		DGK = 4-Spd. Automatic 42RE Transmission DGT = 4-Spd. Automatic 46RE Transmission DGW = TRANSMISSION - 4-SPD. AUTOMATIC, 44RE DGO = ALL AUTOMATIC TRANSMISSIONS	

AR = use ase required - = Non illustrated part

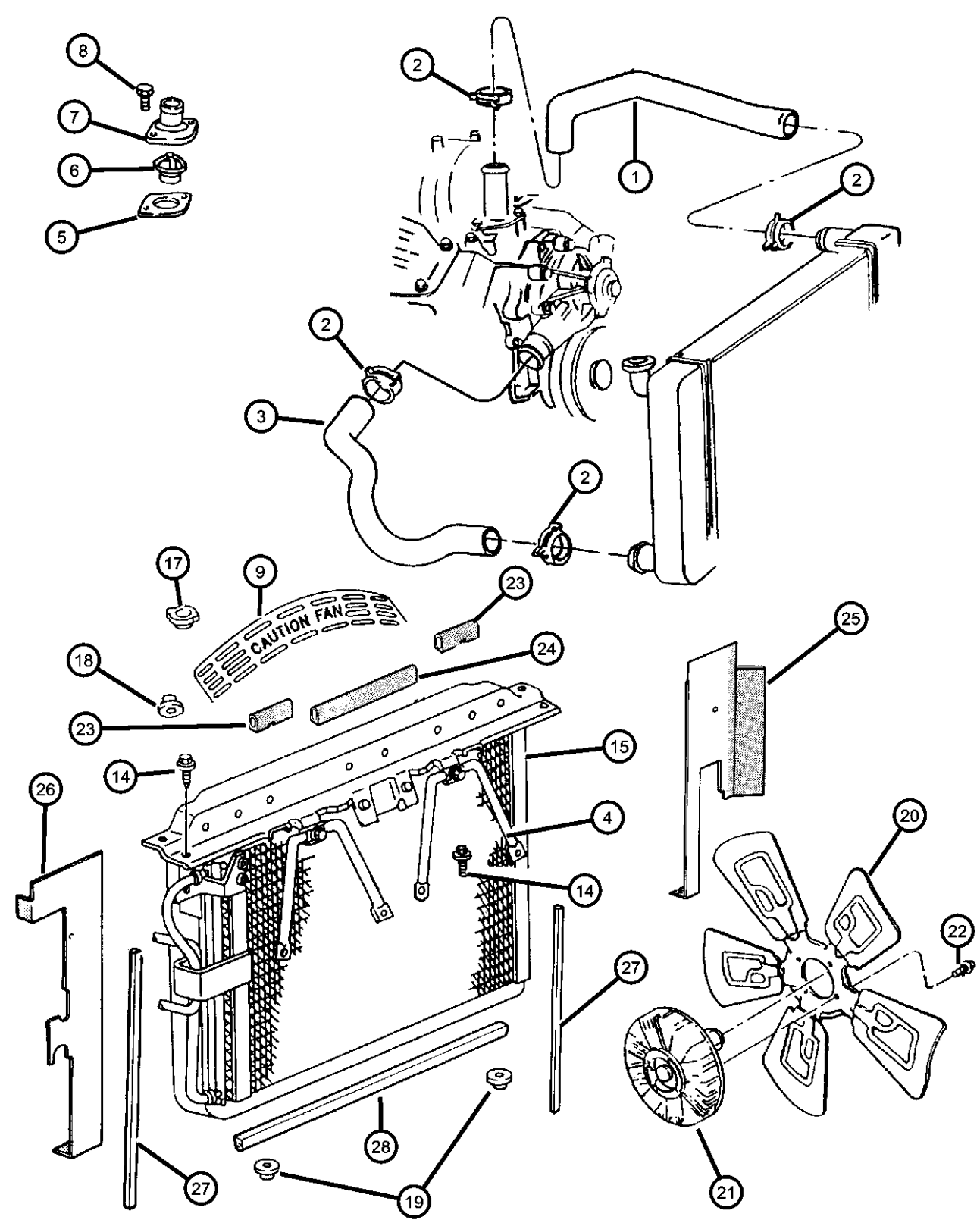
Radiator and Related Parts 5.2L and 5.9L Engine  
Figure 7-160



ITEM	PART NUMBER	QTY	LINE	SERIES	BODY	ENGINE	TRANS	TRIM	DESCRIPTION
1									HOSE, Radiator
	52079559	1				EL0			Inlet
	56022166AF	1				EM0			Inlet
2	52005580	1				EL0, EM0			CLAMP, Hose to Radiator
3									HOSE, Radiator
	52028226	1				EL0			Outlet
	56022245AD	1				EM0			Outlet
4									BRACE, Radiator Crossmember
	55254509	2				EL0	DGW		
		2				EM0	DGT		
5	53021051	1				EL0, EM0			GASKET, Thermostat, Thermostat
6	52028185	1				EL0, EM0			THERMOSTAT, 195 Degrees
7	53020115	1				EL0, EM0			HOUSING, Thermostat, Thermostat
8	06034549	2				EL0, EM0			SCREW, Hex Head, .312-18x.94
9	52079594	1				EL0	DGW		SHROUD, FanUpper
-10	52028035	1				EL0, EM0			SHROUD, FanLower
-11	52028046	1				EL0, EM0			SEAL, Fan Shroud
-12									CROSSMEMBER, Radiator
	55254771	1				EL0	DGW		Upper
		1				EM0	DGT		Upper
-13	52079602	2				EL0	DGW		BRACKET, Shroud, Radiator to Shroud
14	06100568	4							BOLT AND WASHER, Implement Attaching
15									RADIATOR, Engine Cooling
	52079598AB	1				EL0	DGW		
		1				EM0	DGT		
-16	04644269	1							DRAINCOCK, Radiator
17	52027793	1				EL0	DGW		CAP, Radiator
18									ISOLATOR, Radiator
	52006642	2				EL0	DGW		Upper
		2				EM0	DGT		Upper
19	J0687550	2				EL0, EM0	DGW		GROMMET, Radiator

GRAND CHEROKEE (ZJ)		BODY		ENGINE		TRANSMISSION	
SERIES	LINE						
L = LOWLINE	T = JEEP - 2WD J = JEEP - 4WD	74 = SPORT UTILITY 4-DR		ELF = 5.2L V8 MPI Engine EML = 5.9L V8 MPI Engine ERH = 4.0L Power Tech I-6 Engine		DGK = 4-Spd. Automatic 42RE Transmission DGT = 4-Spd. Automatic 46RE Transmission DGW = TRANSMISSION - 4-SPD. AUTOMATIC, 44RE DGO = ALL AUTOMATIC TRANSMISSIONS	

Radiator and Related Parts 5.2L and 5.9L Engine  
Figure 7-160

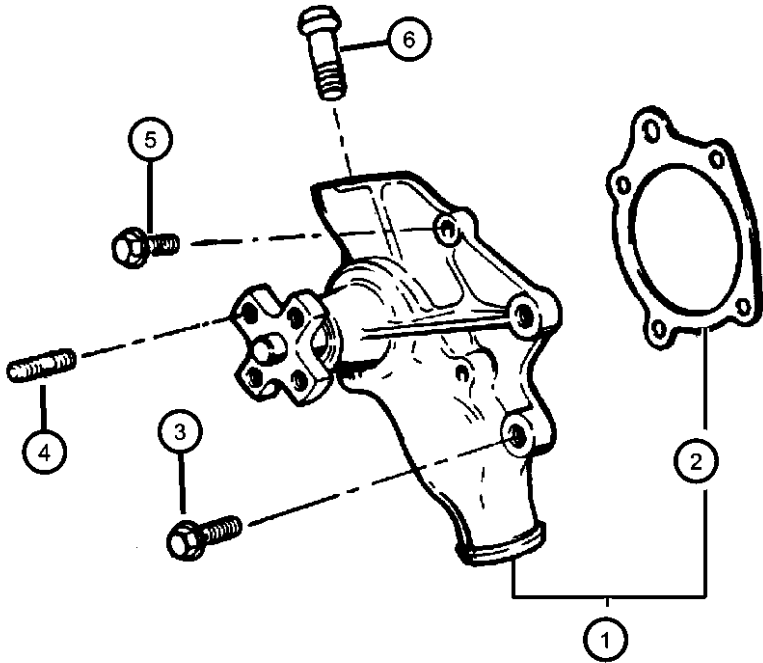


ITEM	PART NUMBER	QTY	LINE	SERIES	BODY	ENGINE	TRANS	TRIM	DESCRIPTION
20									FAN, Cooling
	52027888	1				EL0			
	52079654AB	1				EL0			Calif. Plastic
21									VISCOUS CLUTCH, Fan Drive
	52028297	1				EL0			with Max. Cooling
	52028298	1				EL0			without Max. Cooling
22	00180077	1							BOLT, Hex Head, 5/16x18x3/4
23	52027718	2				EL0	DGW		SEAL, Crossmember, Upper Crossmember
24									SEAL, Crossmember
	52027507	1				EL0	DGW		Upper Center
		1				EM0	DGT		Upper Center
25									SEAL, Radiator
	52006160	1				EL0	DGW		Radiator Side, Right
		1				EM0	DGT		Radiator Side, Right
26									SEAL, Radiator
	52006159	1				EL0	DGW		Radiator Side, Left
		1				EM0	DGT		Radiator Side, Left
27									SEAL, Radiator Condenser
	52027509	2				EL0	DGW		Radiator to Condenser
		2				EM0	DGT		Radiator to Condenser
28									SEAL, Crossmember
	52027506	1				EL0	DGW		Lower Crossmember
		1				EM0	DGT		Lower Crossmember
-29	56022139AC	1				EM0	DGT		FAN MODULE, Radiator Cooling

GRAND CHEROKEE (ZJ)		BODY		ENGINE		TRANSMISSION	
SERIES	LINE						
L = LOWLINE	T = JEEP - 2WD J = JEEP - 4WD	74 = SPORT UTILITY 4-DR		ELF = 5.2L V8 MPI Engine EML = 5.9L V8 MPI Engine ERH = 4.0L Power Tech I-6 Engine		DGK = 4-Spd. Automatic 42RE Transmission DGT = 4-Spd. Automatic 46RE Transmission DGW = TRANSMISSION - 4-SPD. AUTOMATIC, 44RE DGO = ALL AUTOMATIC TRANSMISSIONS	

Water Pump and Related Parts 4.0L Engine  
Figure 7-210

ITEM	PART NUMBER	QTY	LINE	SERIES	BODY	ENGINE	TRANS	TRIM	DESCRIPTION
1	04626054	1				ER0			PUMP PACKAGE, Water, Water Pump
	R4626054								Mopar Remanufactured Part
2	53020420	1				ER0			GASKET, Water Pump
3	06033979	1				ER0			SCREW AND WASHER, Hex Head, .312-18x1.75
4	J4006714	4				ER0			STUD, .312-18/.312-24x1.250
5	06033978	3				ER0			SCREW AND WASHER, Hex Head, .312-18x1.12
6	53007978	1				ER0			TUBE, Water Pump Heater Return, Water Pump Heater Return



GRAND CHEROKEE (ZJ)

SERIES	LINE
L = LOWLINE	T = JEEP - 2WD J = JEEP - 4WD

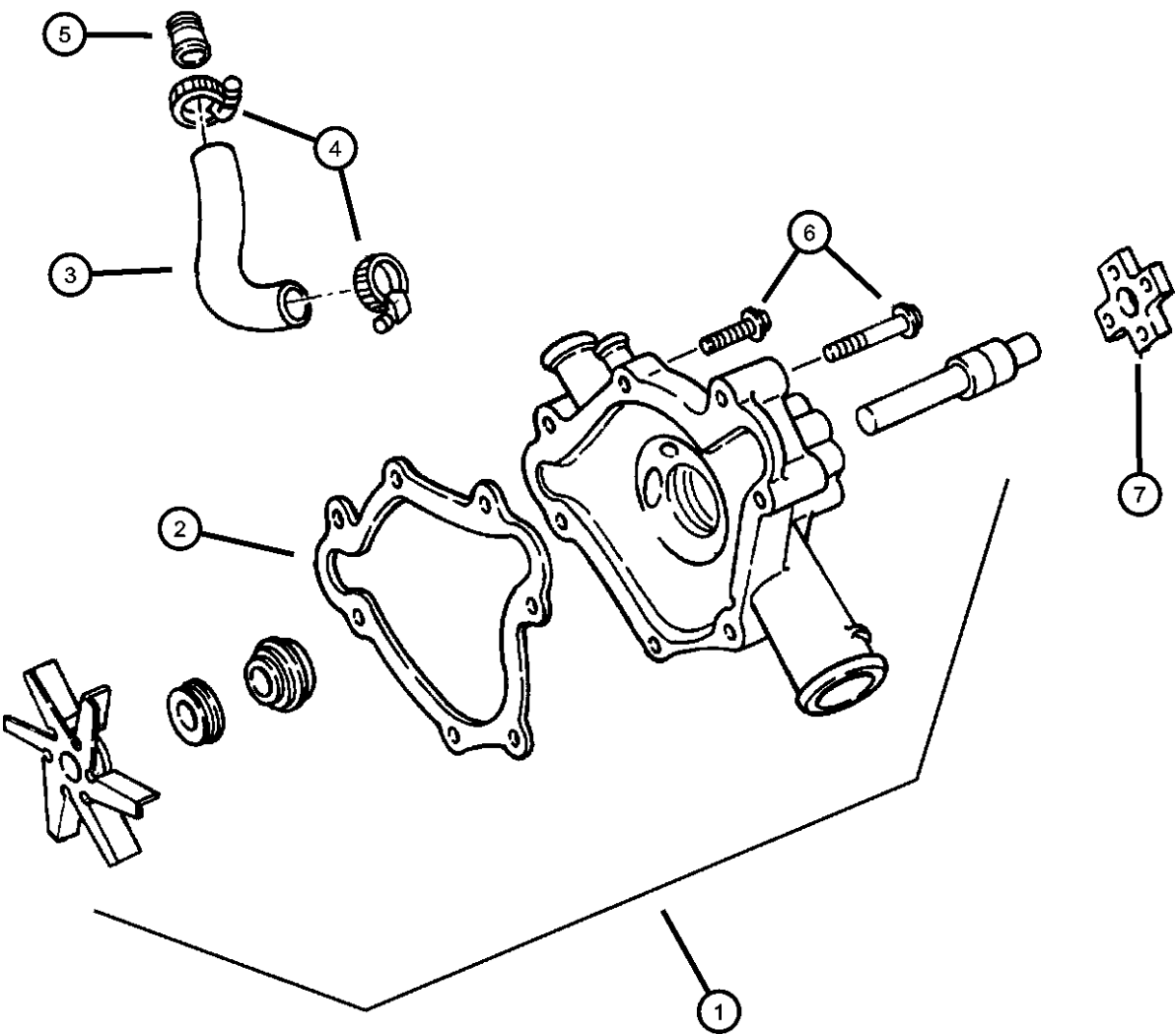
BODY
74 = SPORT UTILITY 4-DR

ENGINE
ELF = 5.2L V8 MPI Engine EML = 5.9L V8 MPI Engine ERH = 4.0L Power Tech I-6 Engine

TRANSMISSION
DGK = 4-Spd. Automatic 42RE Transmission DGT = 4-Spd. Automatic 46RE Transmission DGW = TRANSMISSION - 4-SPD. AUTOMATIC, 44RE DGO = ALL AUTOMATIC TRANSMISSIONS

AR = use ase required - = Non illustrated part

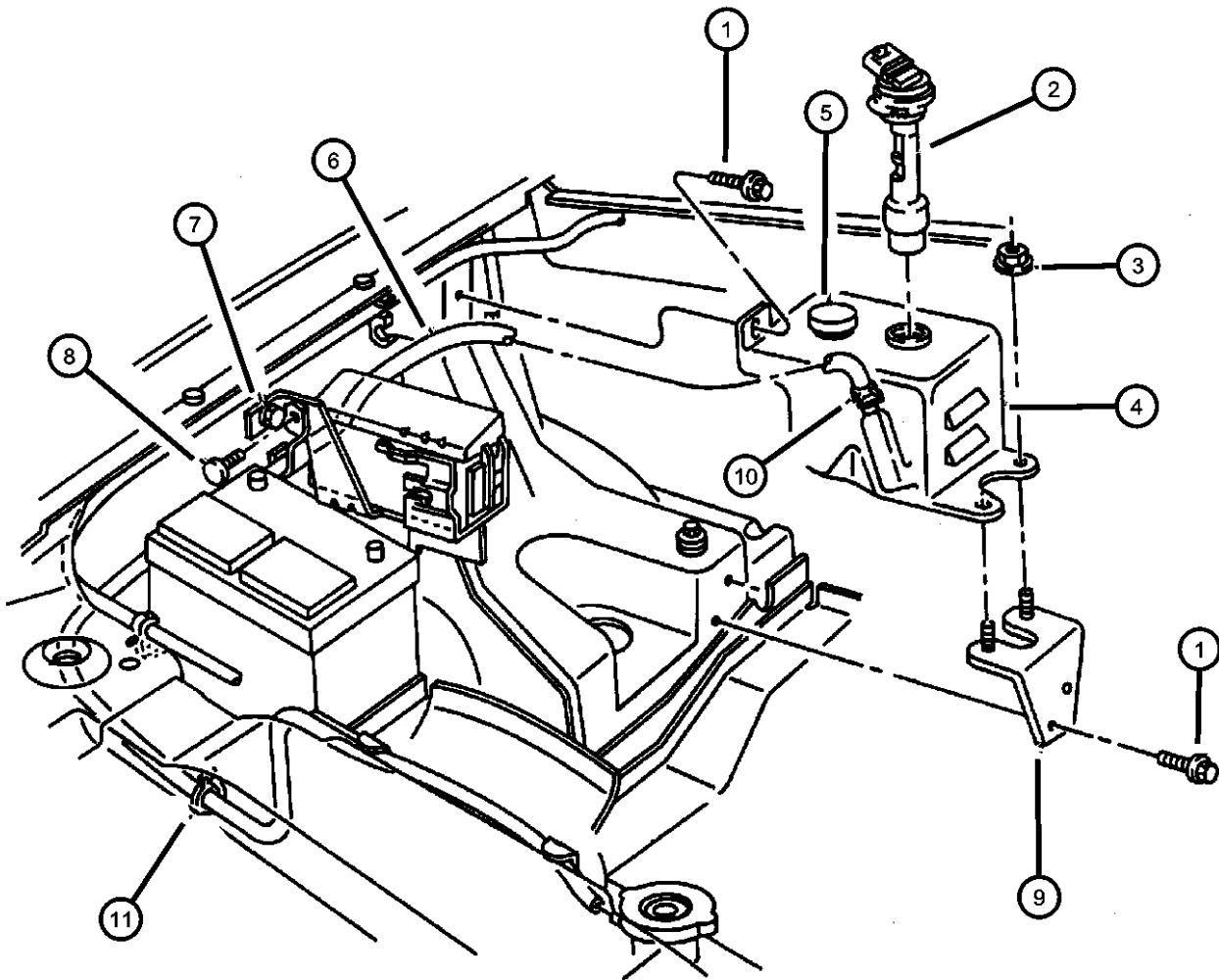
Water Pump and Related Parts 5.2L and 5.9L Engines  
Figure 7-220



ITEM	PART NUMBER	QTY	LINE	SERIES	BODY	ENGINE	TRANS	TRIM	DESCRIPTION
1	53021018	1				EL0			PUMP, Water
									Up To 1-5-98
	R3021018AD	1				EM0			Mopar Remanufactured Part
									Up To 1-5-98
	R3021018AD	1							Mopar Remanufactured Part
	53021018AB	1				EL0			After 1-5-98
2						EM0			After 1-5-98
	04483757	1				EL0, EM0			GASKET, Water Pump
3	53008654	1				EL0, EM0			HOSE, Water Pump Bypass, Water Pump By-Pass
4	04401436	2				EL0, EM0			CLAMP, Radiator
5	53020185	1				EL0, EM0			NIPPLE, By-Pass, By-Pass
6	06034279	3				EL0, EM0			SCREW AND WASHER, Hex Head Lock, .375-16x1.75
7									HUB, Water Pump Pulley
	53008291	1				EL0			Pulley
		1				EM0			Pulley

GRAND CHEROKEE (ZJ)				
SERIES	LINE	BODY	ENGINE	TRANSMISSION
L = LOWLINE	T = JEEP - 2WD J = JEEP - 4WD	74 = SPORT UTILITY 4-DR	ELF = 5.2L V8 MPI Engine EML = 5.9L V8 MPI Engine ERH = 4.0L Power Tech I-6 Engine	DGK = 4-Spd. Automatic 42RE Transmission DGT = 4-Spd. Automatic 46RE Transmission DGW = TRANSMISSION - 4-SPD. AUTOMATIC, 44RE DGO = ALL AUTOMATIC TRANSMISSIONS

Coolant Tank  
Figure 7-310



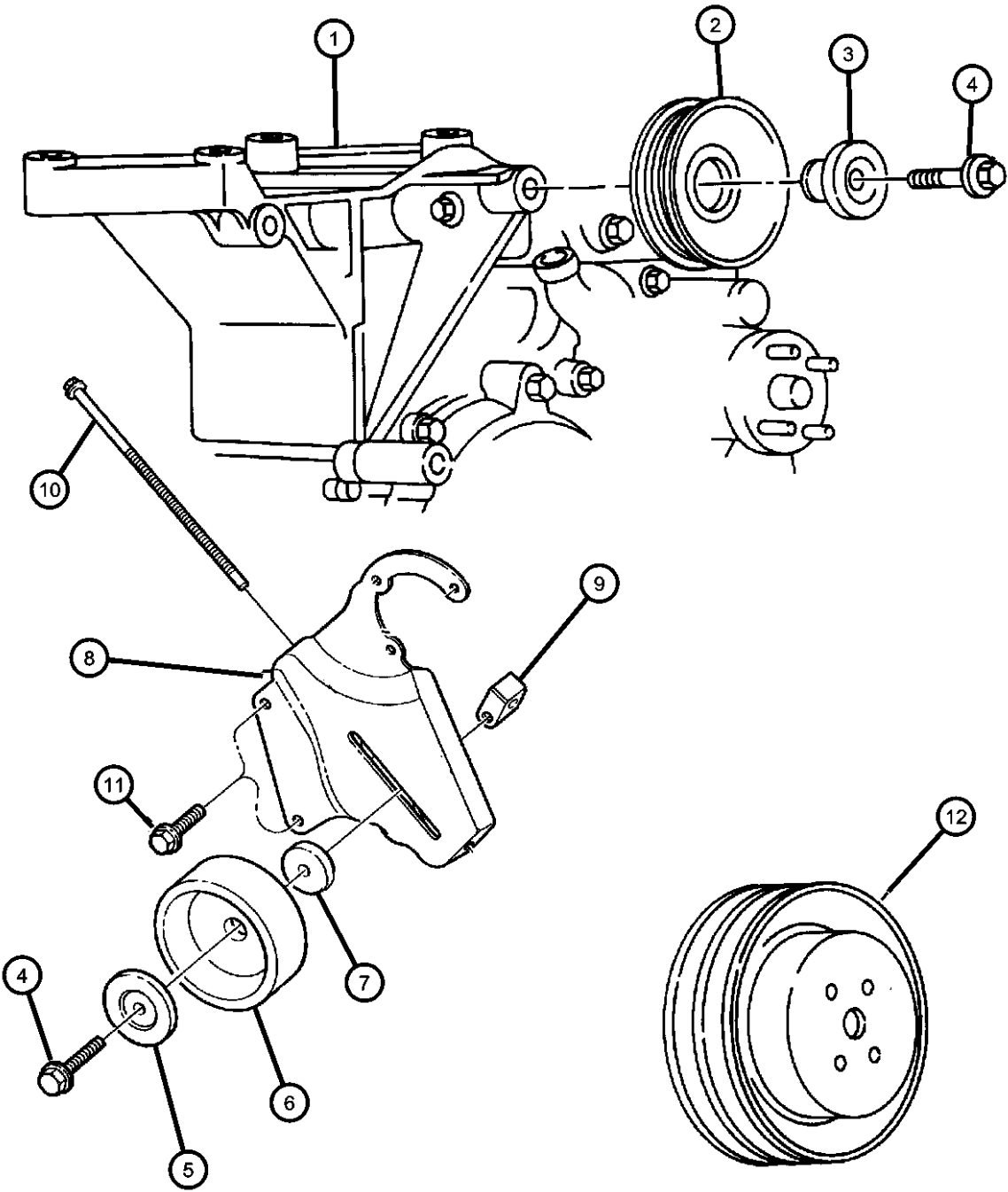
ITEM	PART NUMBER	QTY	LINE	SERIES	BODY	ENGINE	TRANS	TRIM	DESCRIPTION
1		1							SCREW, (NOT SERVICED),
2									SENSOR, Coolant Level
	52028031	1				ER0			
		1				EL0, EM0			
3	34201358	2							NUT AND WASHER, Hex
4									Nut-Sealing Washer, M6 x 1.00
	52079519	1				EL0, EM0			TANK, Coolant Reserve
		1				ER0			
5									CAP, Coolant Reserve Tank
	52079331	1				EL0, EM0			Bottle
		1				ER0			Bottle
6									HOSE, Coolant Reserve Tank
	04026148	1				ER0			
		1				EL0, EM0			
7		1							CLIP, (NOT SERVICED)
8	06030441	1							PIN, Retainer
9	52028199	1							BRACKET, Coolant Reserve Tank
10	52027982	1							CLIP, Hose
11	06034648	1				ER0			CLIP, Hose

GRAND CHEROKEE (ZJ)				
SERIES	LINE	BODY	ENGINE	TRANSMISSION
L = LOWLINE	T = JEEP - 2WD	74 = SPORT UTILITY 4-DR	ELF = 5.2L V8 MPI Engine	DGK = 4-Spd. Automatic 42RE
	J = JEEP - 4WD		EML = 5.9L V8 MPI Engine	Transmission
			ERH = 4.0L Power Tech I-6	DGT = 4-Spd. Automatic 46RE
			Engine	Transmission
				DGW = TRANSMISSION - 4-SPD.
				AUTOMATIC,44RE
				DGO = ALL AUTOMATIC
				TRANSMISSIONS

AR = use ase required - = Non illustrated part



Drive Pulleys 4.0L Engine  
Figure 7-420



ITEM	PART NUMBER	QTY	LINE	SERIES	BODY	ENGINE	TRANS	TRIM	DESCRIPTION
1	53010224	1				ER0			BRACKET, Alternator And Compressor
2	53010230	1				ER0			PULLEY, Idler, Idler
3	33002201	1				ER0			BUSHING, Idler Pulley
4	06504239	1				ER0			SCREW AND WASHER, M10x1.5x40
5	33002201	1				ER0			BUSHING, Idler Pulley
6	04792112	1				ER0			PULLEY, Idler, Belt Tensioning
7	06503230	1				ER0			SPACER, Belt Tensioner, Pulley
8	53010148	1				ER0			BRACKET, Tensioner, Adjusting
9	53010149	1				ER0			COLLAR, Tensioner Adjustment, Adjusting
10	06503198	1				ER0			BOLT
11	06503198	1							SCREW, (NOT SERVICED)
12	53007154	1				ER0			PULLEY, Water Pump, Water Pump

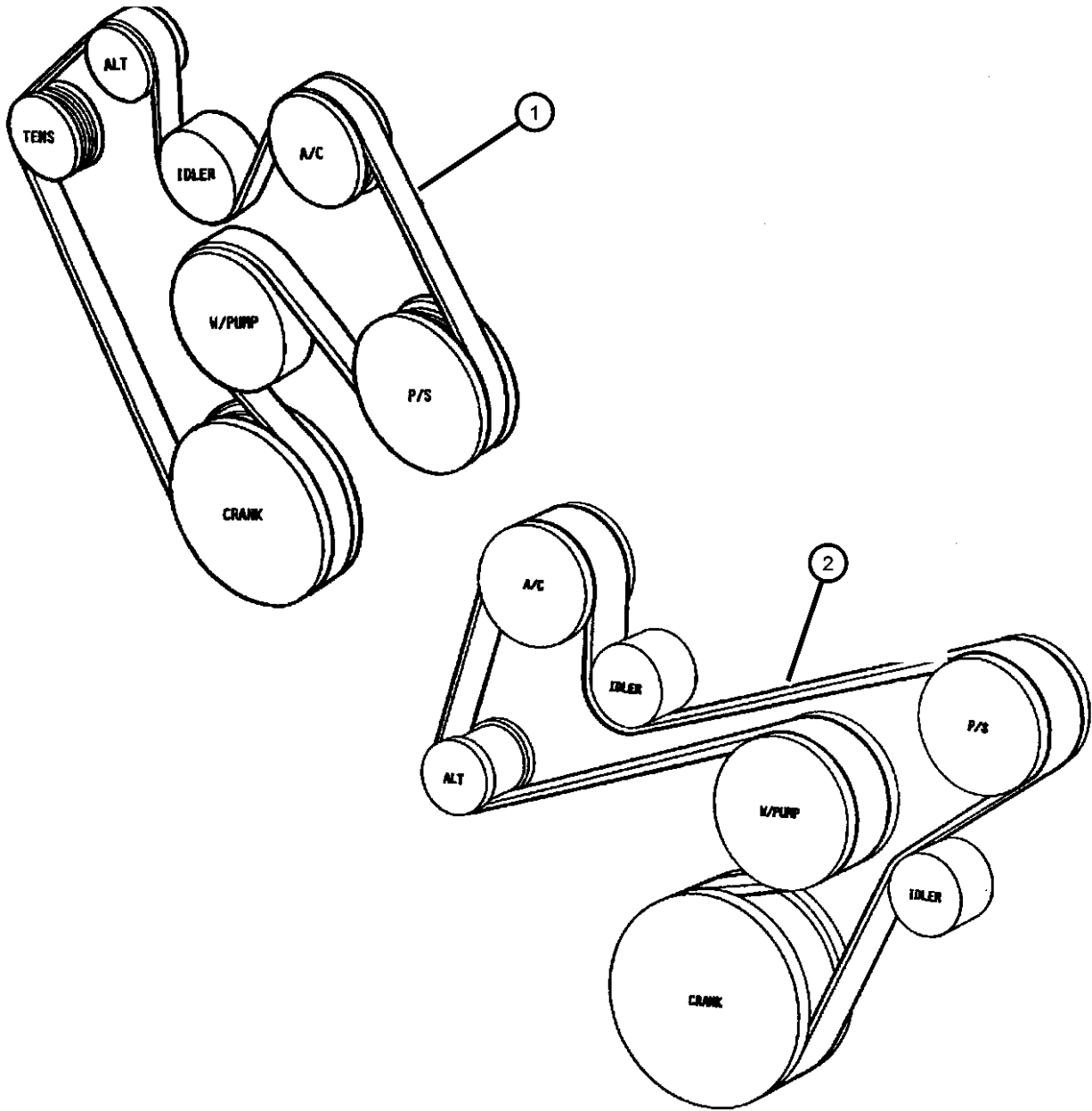
GRAND CHEROKEE (ZJ)				
SERIES	LINE	BODY	ENGINE	TRANSMISSION
L = LOWLINE	T = JEEP - 2WD J = JEEP - 4WD	74 = SPORT UTILITY 4-DR	ELF = 5.2L V8 MPI Engine EML = 5.9L V8 MPI Engine ERH = 4.0L Power Tech I-6 Engine	DGK = 4-Spd. Automatic 42RE Transmission DGT = 4-Spd. Automatic 46RE Transmission DGW = TRANSMISSION - 4-SPD. AUTOMATIC, 44RE DGO = ALL AUTOMATIC TRANSMISSIONS

Drive Pulleys 5.2L and 5.9L Engines  
Figure 7-430

ITEM	PART NUMBER	QTY	LINE	SERIES	BODY	ENGINE	TRANS	TRIM	DESCRIPTION
1	53010221	1				EL0, EM0			PULLEY, Water Pump, Fan
2	53010222	1				EL0, EM0			PULLEY, Crankshaft, Drive
3	53010222	1							SCREW, (NOT SERVICED)
4	53010222	1							SCREW, (NOT SERVICED)
5	53008614	1				EL0, EM0			BRACKET, Alternator And Compressor, Alternator and Compressor Mounting
6	06034247	1				EL0, EM0			BOLT, Hex Head, .375-16x.25
7	53009508	1				EL0, EM0			PULLEY, Idler, Idler
8	33002201	1				EL0, EM0			BUSHING, Idler Pulley
9	33002201	1							BOLT, (NOT SERVICED)
10	33002201	1							BOLT, (NOT SERVICED)
11	06034246	1				EL0, EM0			BOLT, Hex Head, .375-16x.75
12	53010158	1				EL0, EM0			TENSIONER, Belt, w/Bracket

GRAND CHEROKEE (ZJ)				
SERIES	LINE	BODY	ENGINE	TRANSMISSION
L = LOWLINE	T = JEEP - 2WD J = JEEP - 4WD	74 = SPORT UTILITY 4-DR	ELF = 5.2L V8 MPI Engine EML = 5.9L V8 MPI Engine ERH = 4.0L Power Tech I-6 Engine	DGK = 4-Spd. Automatic 42RE Transmission DGT = 4-Spd. Automatic 46RE Transmission DGW = TRANSMISSION - 4-SPD. AUTOMATIC, 44RE DGO = ALL AUTOMATIC TRANSMISSIONS

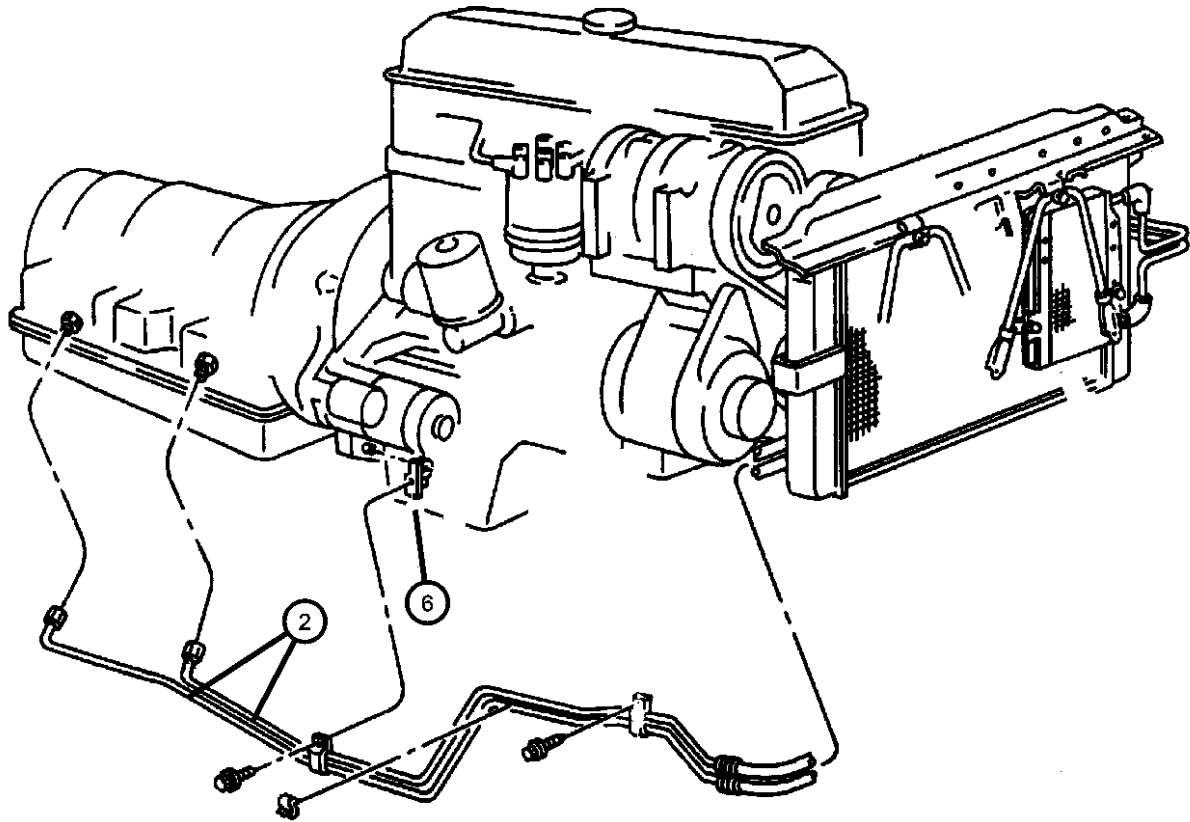
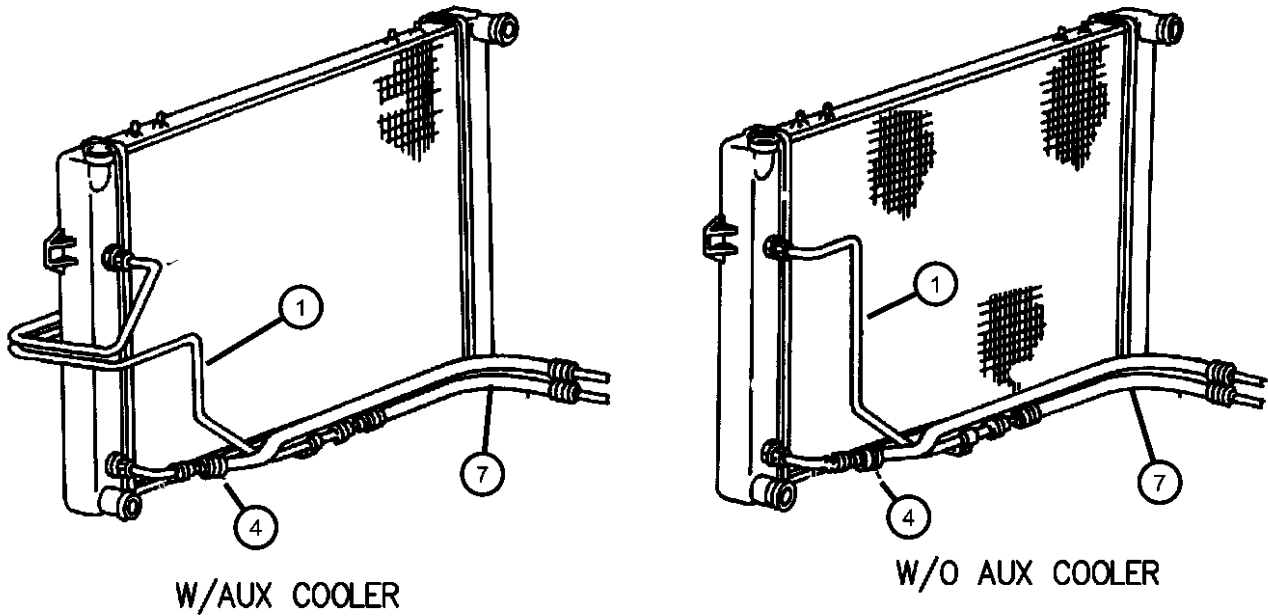
Drive Belt  
Figure 7-520



ITEM	PART NUMBER	QTY	LINE	SERIES	BODY	ENGINE	TRANS	TRIM	DESCRIPTION
1	53011097	1				EL0, EM0			BELT, Accessory Drive, Drive, 5.2L/5.9L Engine
2	53010150	1				ER0			BELT, Accessory Drive, Drive, 4.0L Engine
-3	53008745	1				EL0, EM0	DGW		LABEL, Belt Routing

GRAND CHEROKEE (ZJ)									
SERIES	LINE			BODY			ENGINE		
L = LOWLINE	T = JEEP - 2WD J = JEEP - 4WD			74 = SPORT UTILITY 4-DR			ELF = 5.2L V8 MPI Engine EML = 5.9L V8 MPI Engine ERH = 4.0L Power Tech I-6 Engine		
								TRANSMISSION	
								DGK = 4-Spd. Automatic 42RE Transmission	
								DGT = 4-Spd. Automatic 46RE Transmission	
								DGW = TRANSMISSION - 4-SPD. AUTOMATIC, 44RE	
								DGO = ALL AUTOMATIC TRANSMISSIONS	

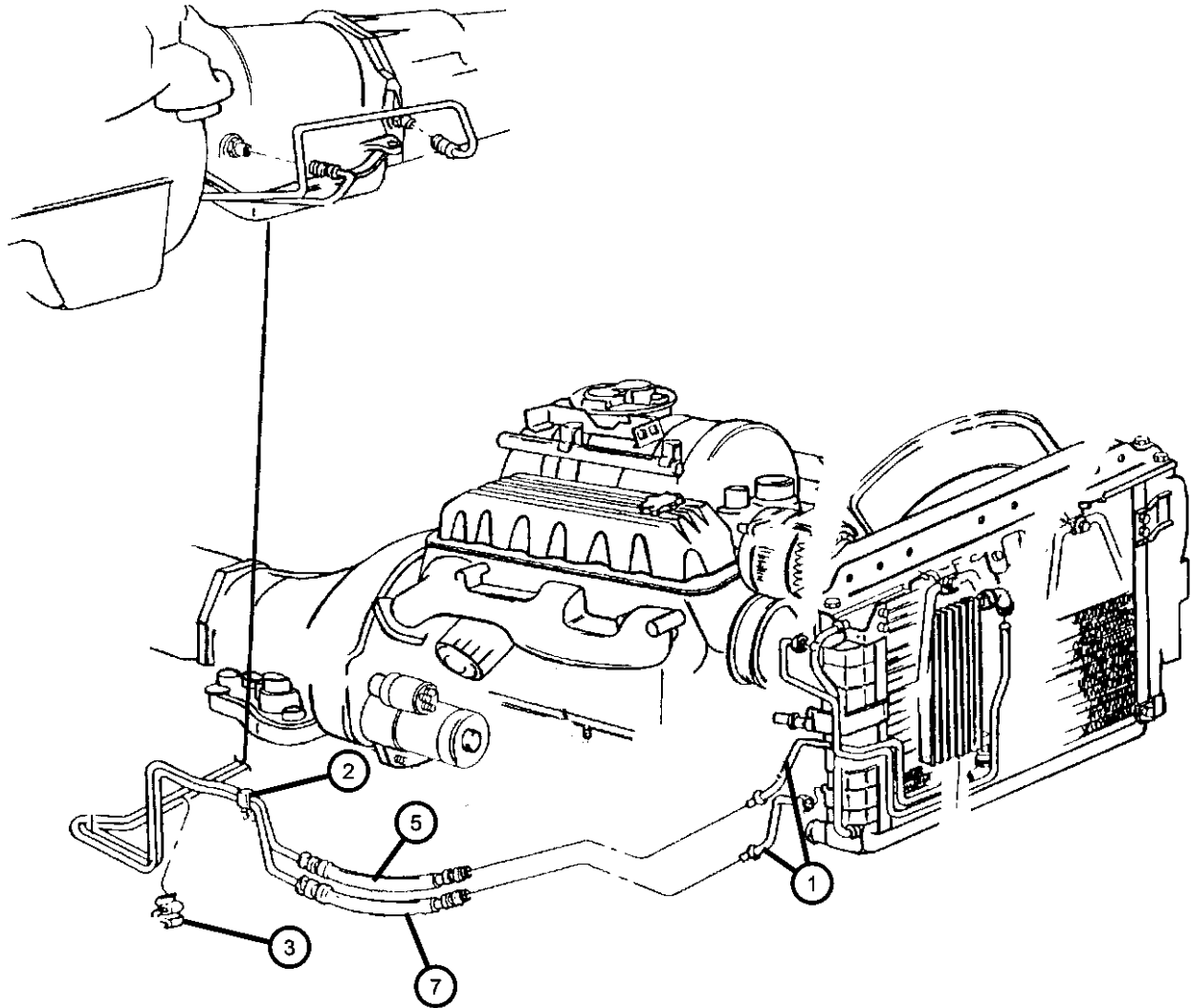
Lines 4.0L Engine  
Figure 7-610



ITEM	PART NUMBER	QTY	LINE	SERIES	BODY	ENGINE	TRANS	TRIM	DESCRIPTION
1	52079586AC	1				ER0	DGK		TUBE AND HOSE, Oil Cooler, Return from Cooler
2	52079679AC	1				ER0	DGK		TUBE AND HOSE, Oil Cooler
-3	52027775	1				ER0	DGK		CLIP, Oil Tube
4	52027775	1							CLIP, (NOT SERVICED)
-5	06502655	2							SCREW, Hex Head, M6x1x15
6	52118067	1					DG0		BRACKET, Transmission Oil Cooler, Tube Clip Support
7	52079679AC	1				ER0	DGK		TUBE AND HOSE, Oil Cooler

GRAND CHEROKEE (ZJ)				
SERIES	LINE	BODY	ENGINE	TRANSMISSION
L = LOWLINE	T = JEEP - 2WD J = JEEP - 4WD	74 = SPORT UTILITY 4-DR	ELF = 5.2L V8 MPI Engine EML = 5.9L V8 MPI Engine ERH = 4.0L Power Tech I-6 Engine	DGK = 4-Spd. Automatic 42RE Transmission DGT = 4-Spd. Automatic 46RE Transmission DGW = TRANSMISSION - 4-SPD. AUTOMATIC, 44RE DGO = ALL AUTOMATIC TRANSMISSIONS

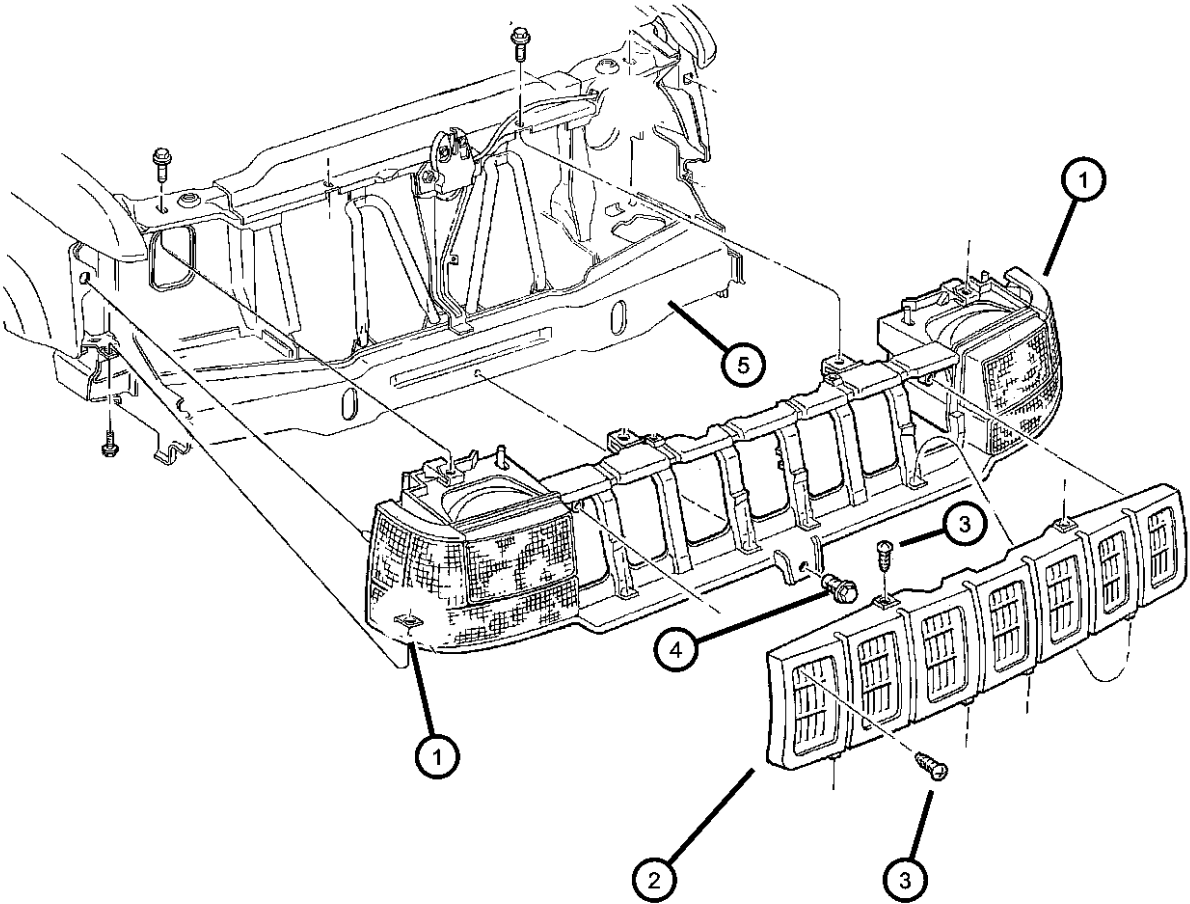
Lines 5.2L and 5.9L Engines  
Figure 7-620



ITEM	PART NUMBER	QTY	LINE	SERIES	BODY	ENGINE	TRANS	TRIM	DESCRIPTION
1	52079680AB	1				EL0	DG0		TUBE, Oil Cooler
	52079681AC	1				EL0	DG0		Pressure
	56022348AD	1				EM0	DG0		Return
	56022349AC	1				EM0	DG0		Pressure
2	52079789AA	1				EL0, EM0	DG0		Return
3	52118098	1				EL0, EM0	DG0		BRACKET, Transmission Oil Cooler
-4	52028463AB	1				EL0, EM0	DG0		CLIP, Bracket
5	52079592AB	1							VALVE, Oil Cooler Pressure
									TUBE AND HOSE, Oil Cooler
-6	06033878	1				EL0	DGW		
						EM0	DGT		
7	52079633AA	1				EL0, EM0	DG0		NUT, Flared Tube
									HOSE, Transmission Oil Cooler

GRAND CHEROKEE (ZJ)				
SERIES	LINE	BODY	ENGINE	TRANSMISSION
L = LOWLINE	T = JEEP - 2WD	74 = SPORT UTILITY 4-DR	ELF = 5.2L V8 MPI Engine	DGK = 4-Spd. Automatic 42RE
	J = JEEP - 4WD		EML = 5.9L V8 MPI Engine	Transmission
			ERH = 4.0L Power Tech I-6 Engine	DGT = 4-Spd. Automatic 46RE
				Transmission
				DGW = TRANSMISSION - 4-SPD.
				AUTOMATIC, 44RE
				DGO = ALL AUTOMATIC
				TRANSMISSIONS

Grille and Related Parts  
Figure 7-720



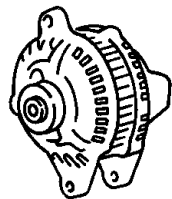
ITEM	PART NUMBER	QTY	LINE	SERIES	BODY	ENGINE	TRANS	TRIM	DESCRIPTION
1	55054996AB	1							REINFORCEMENT, Grille Opening
2									GRILLE, Radiator
	55055059	1							[MFZ]
	5DN46SEG	1							[EG] [MFT]
	5DN46SFA	1							[FA] [MFT]
	5DN46SG8	1							[G8] [MFT]
	5DN46SJ7	1							[J7] [MFT]
	5DN46SR4	1							[R4] [MFT]
	5DN46SW1	1							[W1] [MFT]
	5DN46SX8	1							[X8] [MFT]
	5DN46TCN	1							[CN] [MFT]
	5DN46TS4	1							[S4] [MFT]
	5DN46VAW	1							[AW] (MFT)
	5FJ12MS4	1	J						[S4] [MFN]
	5FJ12SW1	1	J						[W1] [MFN]
	5FJ12VAW	1	J						[AW] [MFN]
3	5FJ12VAW	1							SCREW, (NOT SERVICED),
4	06101455	5							SCREW AND WASHER, Hex
5	55255200	1							Head, M6x1x20
									CROSSMEMBER, Front
									Suspension, Lower

GRAND CHEROKEE (ZJ)				
SERIES	LINE	BODY	ENGINE	TRANSMISSION
L = LOWLINE	T = JEEP - 2WD J = JEEP - 4WD	74 = SPORT UTILITY 4-DR	ELF = 5.2L V8 MPI Engine EML = 5.9L V8 MPI Engine ERH = 4.0L Power Tech I-6 Engine	DGK = 4-Spd. Automatic 42RE Transmission DGT = 4-Spd. Automatic 46RE Transmission DGW = TRANSMISSION - 4-SPD. AUTOMATIC,44RE DGO = ALL AUTOMATIC TRANSMISSIONS

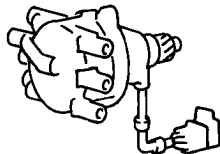
Group - 8  
Electrical

ELECTRICAL

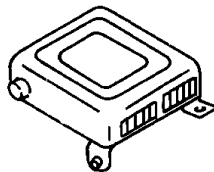
008-200  
Alternators



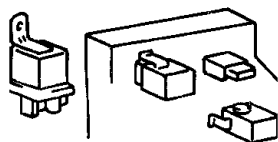
008-300  
Distributor



008-400  
Modules




008-500  
Relays



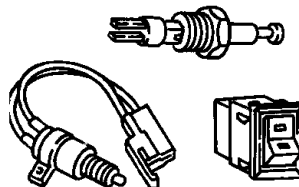
008-600  
Sensors




008-700  
Single Board Engine Controllers



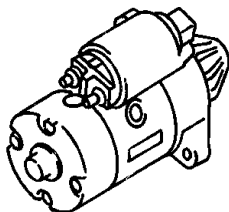
008-800  
Switches



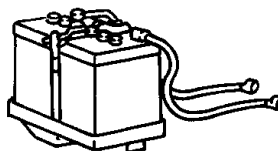
008-900  
Horns



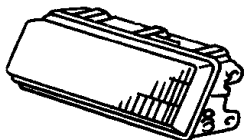
008-100  
Starters




008-1000  
Battery Tray and Cables



008-1100  
Lamps - Front, Rear and  
Courtesy



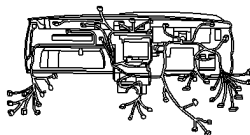
008-1200  
Wiring-Engine & Related Parts



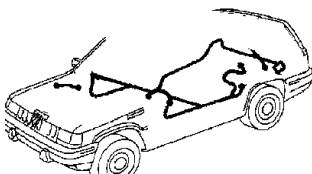
008-1300  
Wiring-Headlamp to Dash



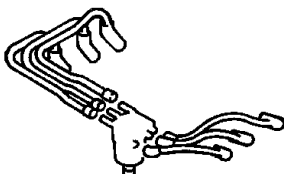
008-1400  
Wiring-Instrument Panel



008-1500  
Wiring-Body & Accessories



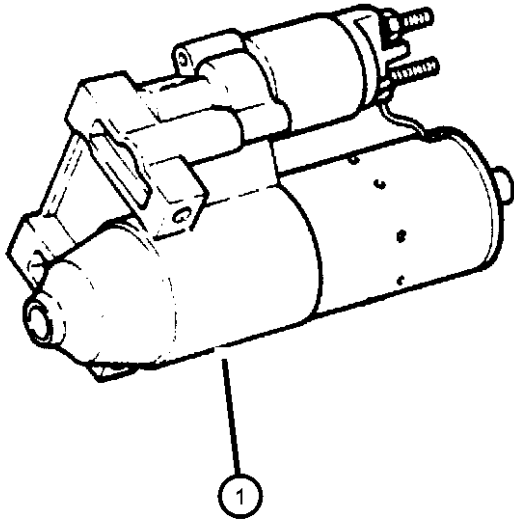
008-1900  
Spark Plugs-Cables-Coils



Group - 8 Electrical	
Illustration Title	Group-Fig. No.
<b>Starters</b>	
Starter & Mounting (4.0 Engine) .....	Fig. 8 - 110
Starter & Mounting (5.2L & 5.9L Engines).....	Fig. 8 - 120
<b>Alternators</b>	
Alternator (Generator) & Mounting (4.0L Engine).....	Fig. 8 - 210
Alternator (Generator) & Mounting (5.2L & 5.9L Engines) .....	Fig. 8 - 220
<b>Distributor</b>	
Distributor 4.0L Engine .....	Fig. 8 - 310
Distributor 5.2L & 5.9L Engines .....	Fig. 8 - 320
<b>Modules</b>	
Modules--Electronic.....	Fig. 8 - 410
<b>Relays</b>	
Power Distribution Center - Relays and Fuses .....	Fig. 8 - 510
Junction Block - Relays, Fuses, and Circuit Breakes.....	Fig. 8 - 520
<b>Sensors</b>	
Sensors .....	Fig. 8 - 610
<b>Single Board Engine Controllers</b>	
Powertrain Control Module (JTEC) .....	Fig. 8 - 710
<b>Switches</b>	
Switches And Sending Units .....	Fig. 8 - 810
<b>Horns</b>	
Horns.....	Fig. 8 - 910
<b>Battery Tray and Cables</b>	
Battery Tray.....	Fig. 8 - 1010
Battery Cables.....	Fig. 8 - 1020
<b>Lamps - Front, Rear and Courtesy</b>	
Lamps--Fog.....	Fig. 8 - 1110
Lamps--Front .....	Fig. 8 - 1120
Lamps--Rear.....	Fig. 8 - 1130
Lamps Courtesy, Dome, Cargo .....	Fig. 8 - 1140
Bulbs .....	Fig. 8 - 1170
<b>Wiring-Engine &amp; Related Parts</b>	
Wiring Engine (Injector Wiring).....	Fig. 8 - 1205
<b>Wiring-Headlamp to Dash</b>	
Wiring Headlamp to Dash .....	Fig. 8 - 1305
<b>Wiring-Instrument Panel</b>	
Wiring Instrument Panel .....	Fig. 8 - 1405
<b>Wiring-Body &amp; Accessories</b>	
Wiring Body and Accessories .....	Fig. 8 - 1505
<b>Spark Plugs-Cables-Coils</b>	
Spark Plugs, Cables, and Coils 4.0.....	Fig. 8 - 1905
Spark Plugs, Cables and Coils 5.2 & 5.9.....	Fig. 8 - 1910



**Starter & Mounting (4.0 Engine)**  
**Figure 8-110**

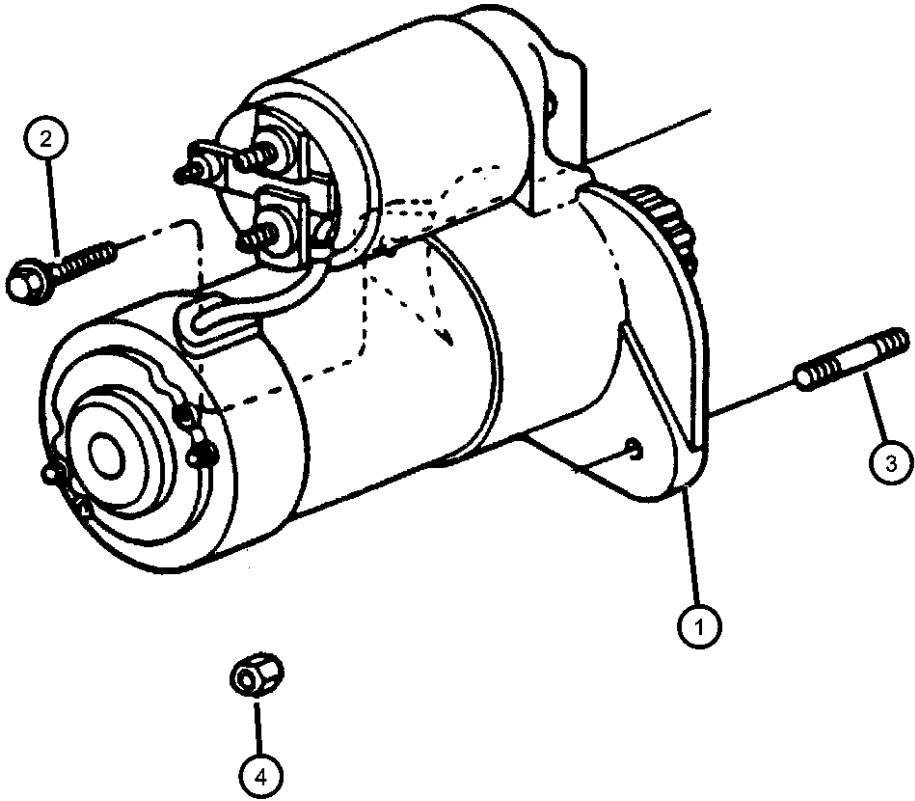


ITEM	PART NUMBER	QTY	LINE	SERIES	BODY	ENGINE	TRANS	TRIM	DESCRIPTION
1	56041014 R6041014	1				ER0			STARTER Mopar Remanufactured Part
-2	06503699	1				ER0			SCREW AND WASHER, Hex Head, M10x1.5x28, Starter to Bell Housing
-3	J4006192	1				ER0			BOLT AND WASHER, Hex Head, .375-16x1.75, Starter to Bell Housing

<b>GRAND CHEROKEE (ZJ)</b>				
SERIES	LINE	BODY	ENGINE	TRANSMISSION
L = LOWLINE	T = JEEP - 2WD J = JEEP - 4WD	74 = SPORT UTILITY 4-DR	ELF = 5.2L V8 MPI Engine EML = 5.9L V8 MPI Engine ERH = 4.0L Power Tech I-6 Engine	DGK = 4-Spd. Automatic 42RE Transmission DGT = 4-Spd. Automatic 46RE Transmission DGW = TRANSMISSION - 4-SPD. AUTOMATIC, 44RE DGO = ALL AUTOMATIC TRANSMISSIONS

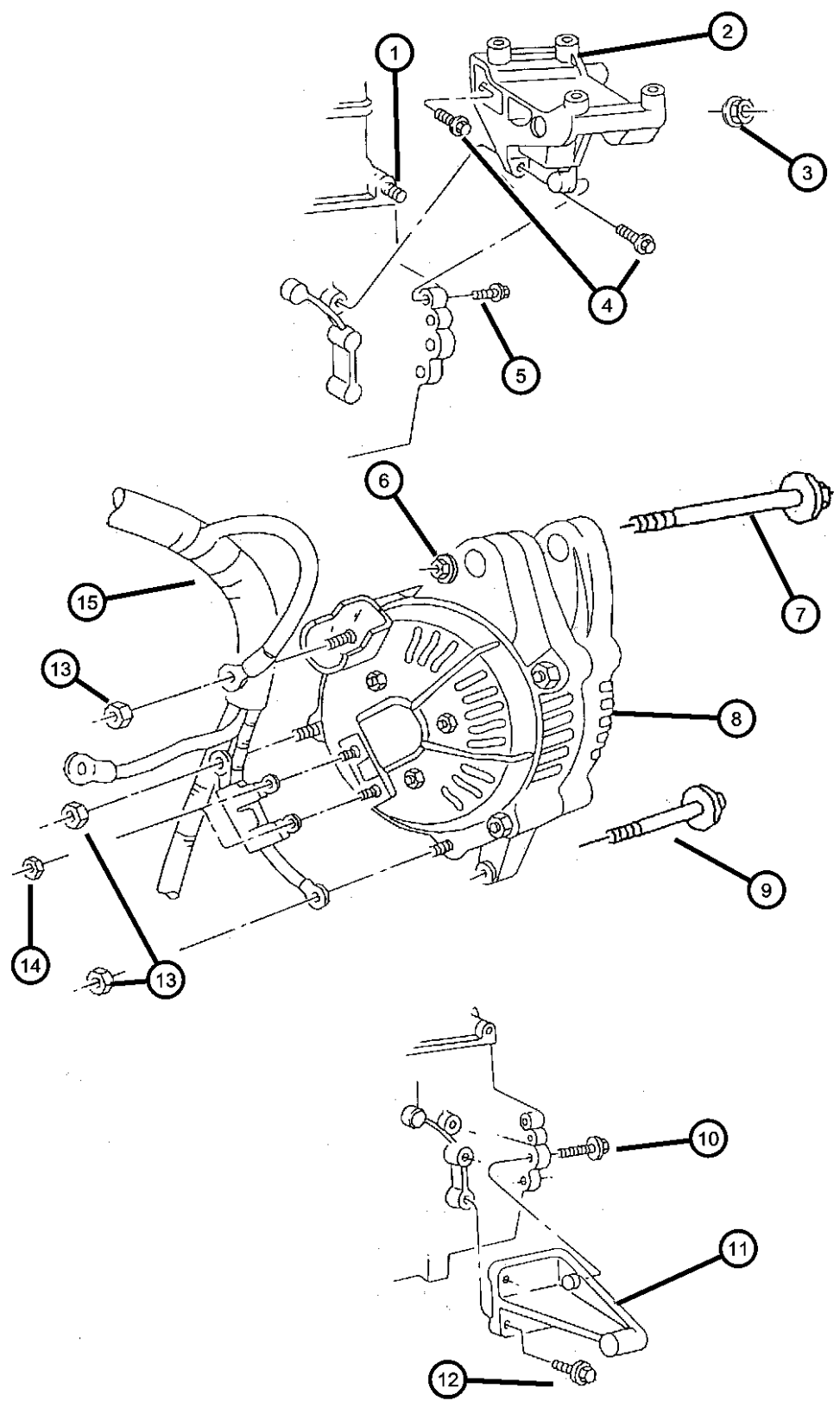
Starter & Mounting (5.2L & 5.9L Engines)  
 Figure 8-120

ITEM	PART NUMBER	QTY	LINE	SERIES	BODY	ENGINE	TRANS	TRIM	DESCRIPTION
1	56004934 R6004934	1				EL0, EM0			STARTER Mopar Remanufactured Part
2	06035604	1				EL0, EM0			SCREW AND WASHER, Hex Head, .437-14x1.50
3	06035606	1				EL0, EM0			STUD, .437-14/.437-20x2.00, Double Ended
4	00271506	1	J			EM0	DGT		NUT, Hex, .42-20
-5	05014098AD	1				EL0, EM0			WIRING KIT, Jumper, Also comes W/Starter



<b>GRAND CHEROKEE (ZJ)</b>				
SERIES	LINE	BODY	ENGINE	TRANSMISSION
L = LOWLINE	T = JEEP - 2WD J = JEEP - 4WD	74 = SPORT UTILITY 4-DR	ELF = 5.2L V8 MPI Engine EML = 5.9L V8 MPI Engine ERH = 4.0L Power Tech I-6 Engine	DGK = 4-Spd. Automatic 42RE Transmission DGT = 4-Spd. Automatic 46RE Transmission DGW = TRANSMISSION - 4-SPD. AUTOMATIC, 44RE DGO = ALL AUTOMATIC TRANSMISSIONS

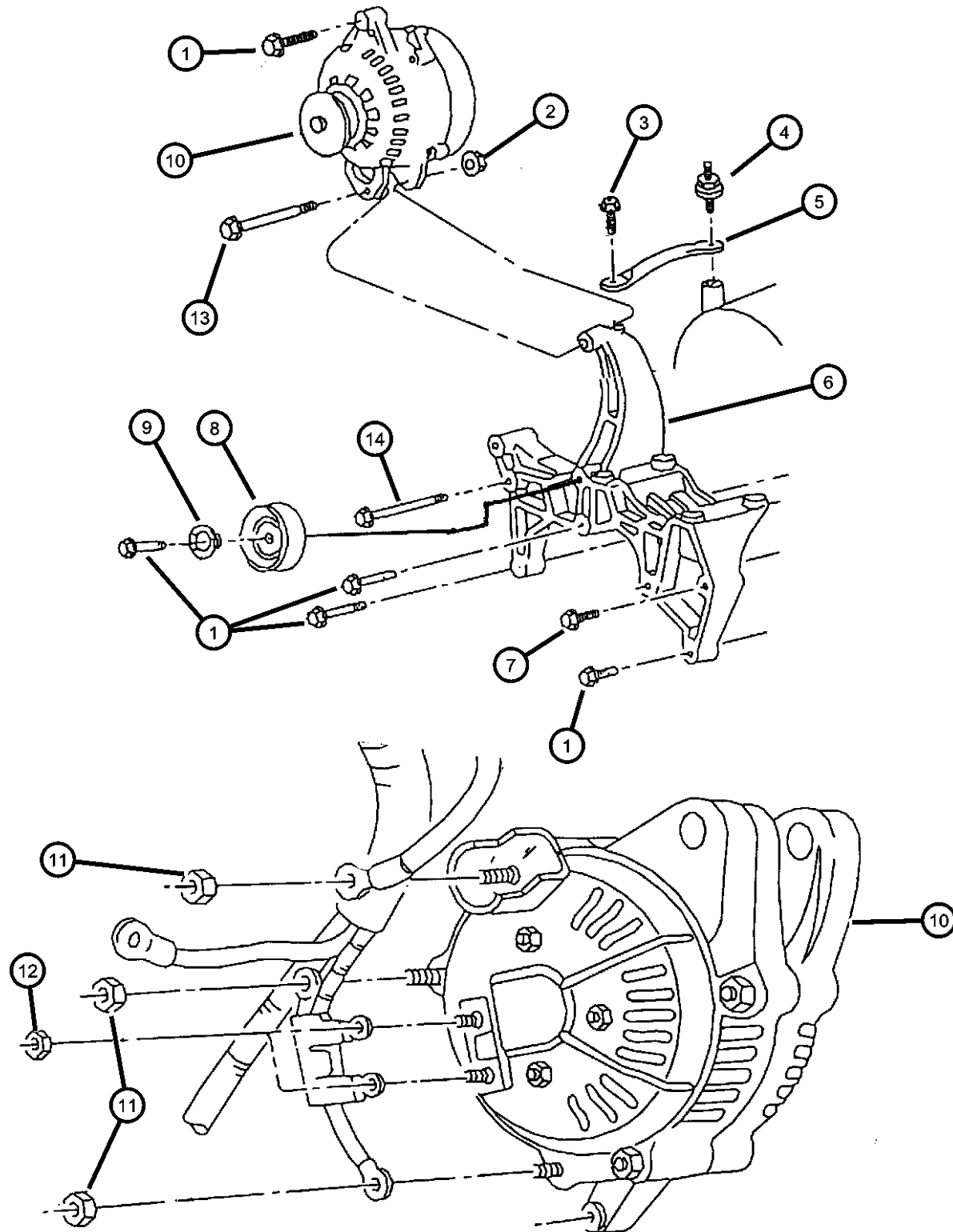
Alternator (Generator) & Mounting (4.0L Engine)  
Figure 8-210



ITEM	PART NUMBER	QTY	LINE	SERIES	BODY	ENGINE	TRANS	TRIM	DESCRIPTION
Sales Code [BAU] = Alternator 117 Amp. Sales Code [BAZ] = Alternator 136 Amp.									
1	06034462	1				ER0			STUD, Double Ended, .375-16x1.88, Alternator Mounting Bracket to Cylinder Head
2	53010224	1				ER0			BRACKET, Alternator And Compressor
3	00152344	1				ER0			NUT, .375-16, Mounting Bracket to Cylinder Head
4	06025063	2				ER0			SCREW AND WASHER, .375-16x1.125, Hex Head
5	06035439	1				ER0			SCREW AND WASHER, Hex Head
6	06502135	1				ER0			NUT, Hex Flange, M10x1.5
7	06502134	1				ER0			BOLT, Hex Flange Head, M10x1.50x110
8									ALTERNATOR
	56005685	1				ER0			117 Amp, [BAU]
	56005686	1				ER0			136 Amp, [BAZ]
9	06502136	1				ER0			BOLT, Hex Flange Head, M10x1.50x55
10	06033949	2				ER0			BOLT, Hex Head, .375-16x2.50
11	53007606	1				ER0			BRACKET, Alternator, Rear Mounting
12	06025063	2				ER0			SCREW AND WASHER, .375-16x1.125, Hex Flange Head
13	06502691	3				EL0, EM0, ER0			NUT, Hex Flange Lock, M6x1, Alternator Ground
14	06502690	2				EL0, EM0, ER0			NUT, Plastic Inserted Self Locking, M4 x 0.70, Nylon
15	56009115AB	1				ER0			WIRING, Alternator and Battery

GRAND CHEROKEE (ZJ)		BODY		ENGINE		TRANSMISSION	
SERIES	LINE						
L = LOWLINE	T = JEEP - 2WD J = JEEP - 4WD	74 = SPORT UTILITY 4-DR		ELF = 5.2L V8 MPI Engine EML = 5.9L V8 MPI Engine ERH = 4.0L Power Tech I-6 Engine		DGK = 4-Spd. Automatic 42RE Transmission DGT = 4-Spd. Automatic 46RE Transmission DGW = TRANSMISSION - 4-SPD. AUTOMATIC, 44RE DGO = ALL AUTOMATIC TRANSMISSIONS	

Alternator (Generator) & Mounting (5.2L & 5.9L Engines)  
Figure 8-220



ITEM	PART NUMBER	QTY	LINE	SERIES	BODY	ENGINE	TRANS	TRIM	DESCRIPTION
Sales Code [BAU] = Alternator 117 Amp. Sales Code [BAZ] = Alternator 136 Amp.									
1	56009115AB	1							SCREW AND WASHER, (NOT SERVICED)
2	56009115AB	1							NUT, .375-16, (NOT SERVICED)
3	56009115AB	1							SCREW AND WASHER, 3/8-16X1.00, (NOT SERVICED)
4	06034438	1				EL0, EM0			STUD, .312-18/.375-16x1.750, Alternator or Brace to Intake Manifold
5	53008746	1				EL0, EM0			BRACE, Alternator
6	53008614	1				EL0, EM0			BRACKET, Alternator And Compressor, Mounting
7	06034246	1				EL0, EM0			BOLT, Hex Head, .375-16x.75, Alternator Bracket to Cylinder Head
8	53009508	1				EL0, EM0			PULLEY, Idler
9	33002201	1				EL0, EM0			BUSHING, Idler Pulley
10									ALTERNATOR, Electrical
	56027912	1				EL0			117 Amp, [BAU]
	56027913	1				EL0			136 Amp, [BAZ]
	56041394AA	1				EM0			150 AMO,(BA6)
11	06502691	3				EL0, EM0, ER0			NUT, Hex Flange Lock, M6x1, Alternator
12	06502690	2				EL0, EM0, ER0			NUT, Plastic Inserted Self Locking, M4 x 0.70, Hex, Nylon
13	06034247	1				EL0, EM0			BOLT, Hex Head, .375-16x.25, Alternator Pivot
14	06034247	1				EL0, EM0			BOLT, Hex Head, .375-16x.25, Alternator Bracket to Cylinder Head

GRAND CHEROKEE (ZJ)

SERIES LINE  
L = LOWLINE T = JEEP - 2WD  
J = JEEP - 4WD

BODY  
74 = SPORT UTILITY 4-DR

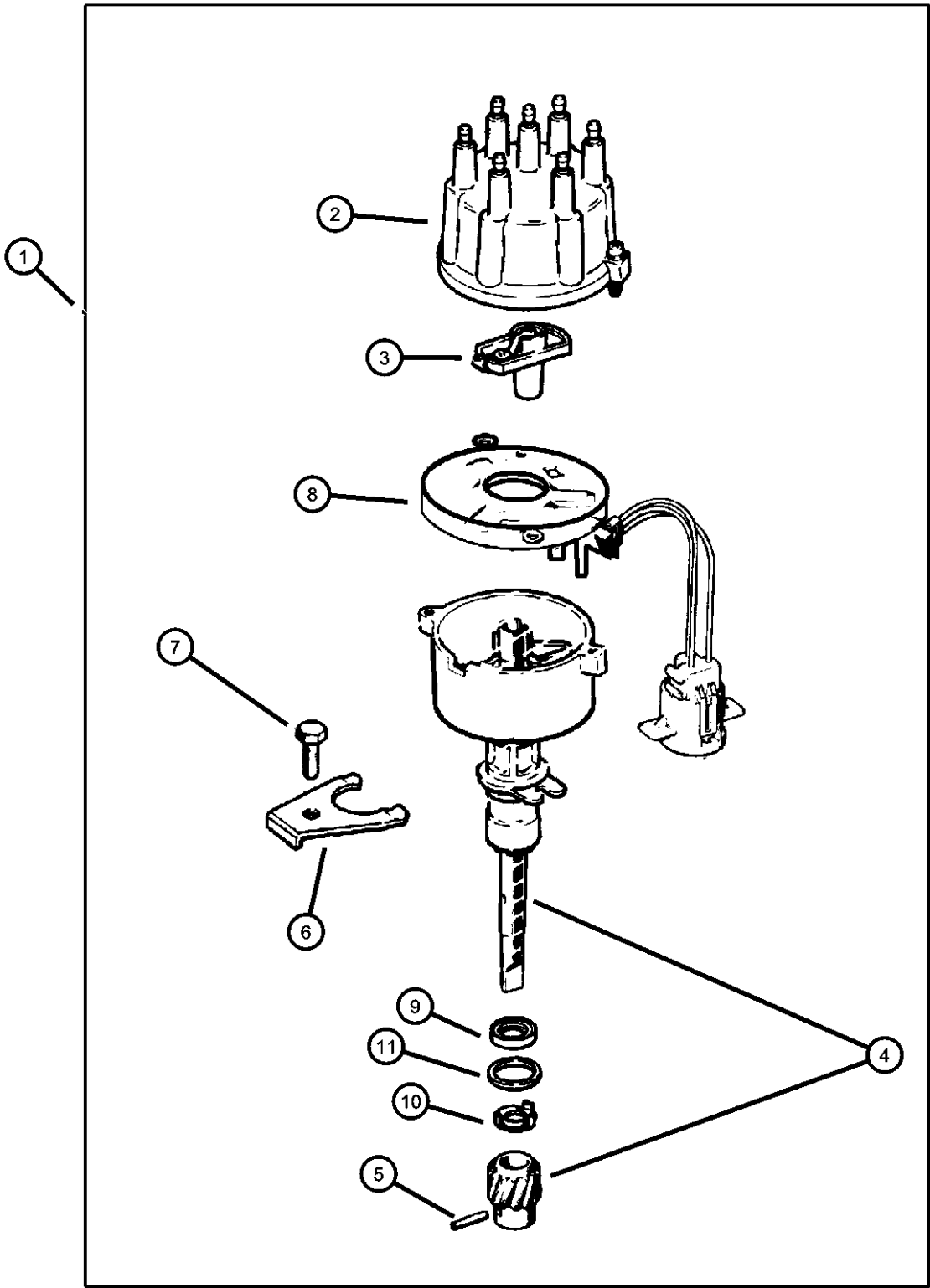
ENGINE  
ELF = 5.2L V8 MPI Engine  
EML = 5.9L V8 MPI Engine  
ERH = 4.0L Power Tech I-6 Engine

TRANSMISSION  
DGK = 4-Spd. Automatic 42RE Transmission  
DGT = 4-Spd. Automatic 46RE Transmission  
DGW = TRANSMISSION - 4-SPD. AUTOMATIC, 44RE  
DGO = ALL AUTOMATIC TRANSMISSIONS

AR = use ase required - = Non illustrated part

1998 ZJ

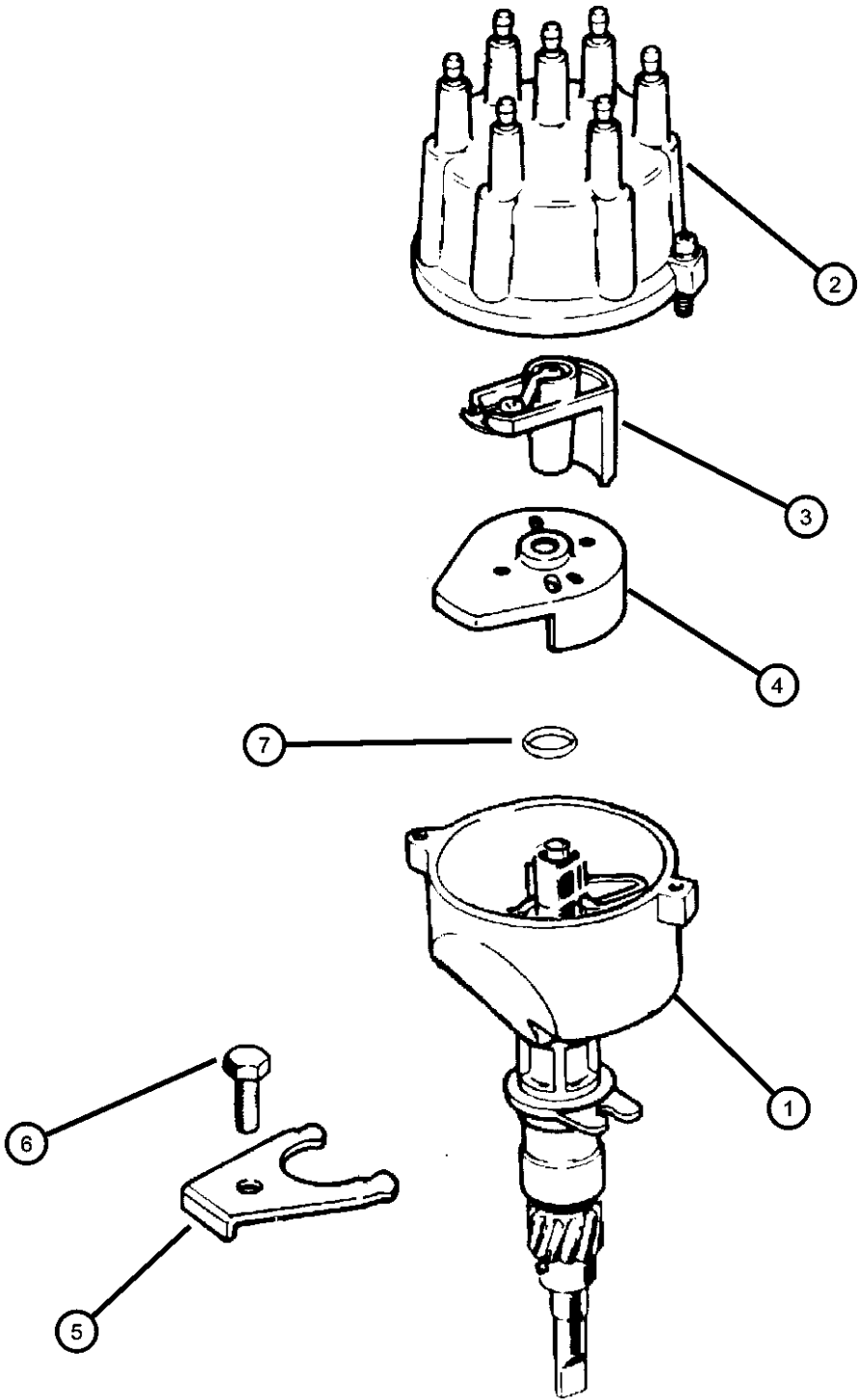
Distributor 4.0L Engine  
Figure 8-310



ITEM	PART NUMBER	QTY	LINE	SERIES	BODY	ENGINE	TRANS	TRIM	DESCRIPTION
1	56041034	1				ER0			DISTRIBUTOR, Engine
2	56026876	1				ER0			CAP, Distributor
3	56027019	1				ER0			ROTOR, Distributor
4	83504635	1				ER0			GEAR, Distributor Drive
5	09422127	1				ER0			ROLL PIN, .19x.75
6	33004242	1				ER0			CLAMP, Distributor
7	06033479	6	J			ER0	DGK		BOLT, Hex Head, .25-28x1-5/8
8	56041030	1				ER0			SWITCHPLATE, Distributor
9	56041030	1							SEAL, Dist. Shaft (Serviced in Assembly Item # 1), (NOT SERVICED)
10	33004594	1				ER0			WASHER, Distributor Gear, Tabbed
11	53009078	1				ER0			WASHER, Distributor Gear

GRAND CHEROKEE (ZJ)				
SERIES	LINE	BODY	ENGINE	TRANSMISSION
L = LOWLINE	T = JEEP - 2WD J = JEEP - 4WD	74 = SPORT UTILITY 4-DR	ELF = 5.2L V8 MPI Engine EML = 5.9L V8 MPI Engine ERH = 4.0L Power Tech I-6 Engine	DGK = 4-Spd. Automatic 42RE Transmission DGT = 4-Spd. Automatic 46RE Transmission DGW = TRANSMISSION - 4-SPD. AUTOMATIC, 44RE DGO = ALL AUTOMATIC TRANSMISSIONS

Distributor 5.2L & 5.9L Engines  
Figure 8-320

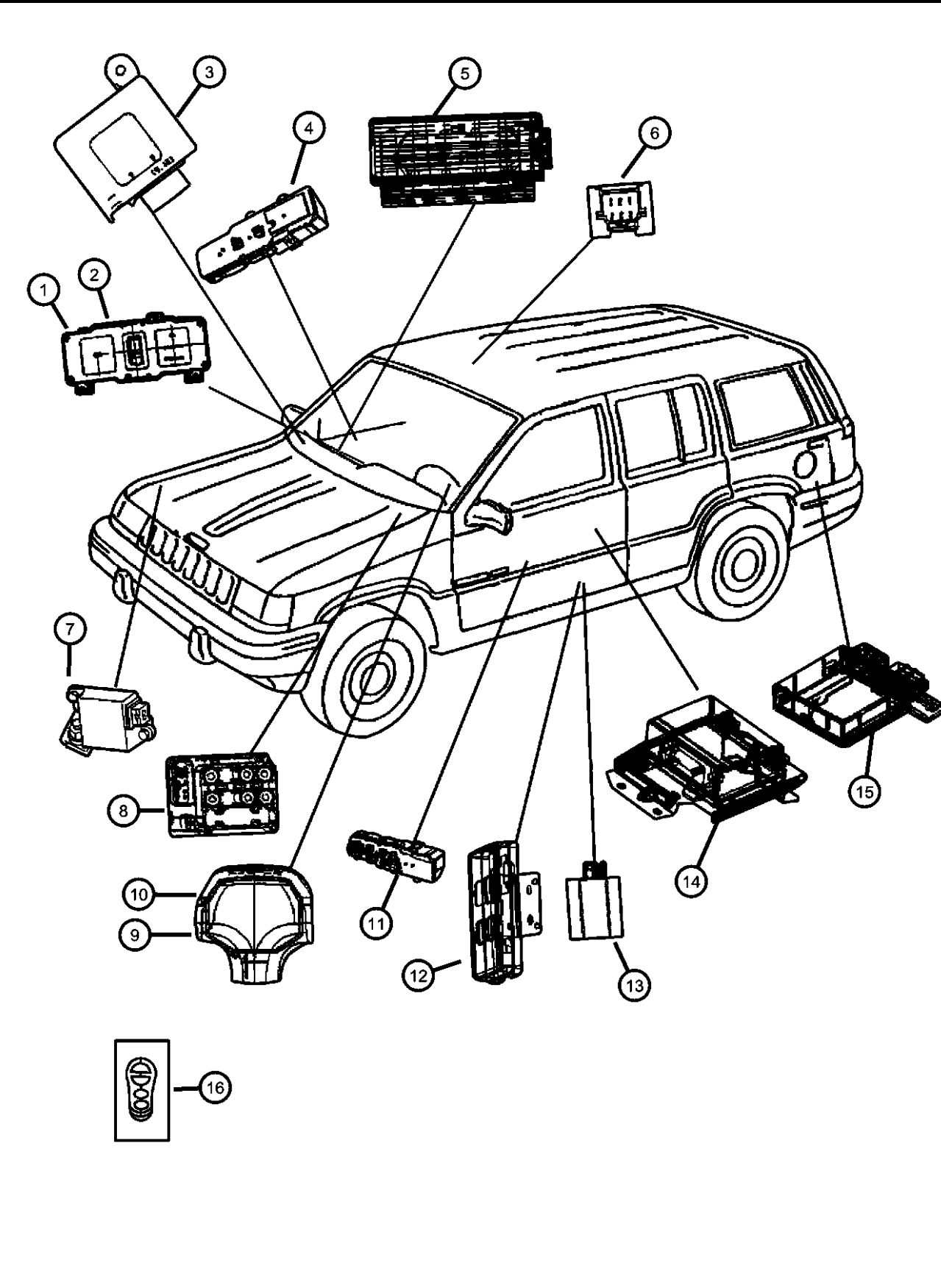


ITEM	PART NUMBER	QTY	LINE	SERIES	BODY	ENGINE	TRANS	TRIM	DESCRIPTION
1	04740339	1				EL0, EM0			DISTRIBUTOR, Engine, Partial
2	53008767	1				EL0, EM0			CAP, Distributor
3	53008778	1				EL0, EM0			ROTOR, Distributor
4	56028143	1				EL0, EM0			SWITCH, Distributor Pick-Up
5	04343950	1				EL0, EM0			CLAMP, Distributor, Hold Down
6	06028606	1				EL0, EM0			SCREW AND WASHER, Hex Head Lock, .312-18x1.00, Distributor Clamp
7	02875923	1				EL0, EM0			O RING, Distributor, Housing to Block

GRAND CHEROKEE (ZJ)

SERIES	LINE	BODY	ENGINE	TRANSMISSION
L = LOWLINE	T = JEEP - 2WD J = JEEP - 4WD	74 = SPORT UTILITY 4-DR	ELF = 5.2L V8 MPI Engine EML = 5.9L V8 MPI Engine ERH = 4.0L Power Tech I-6 Engine	DGK = 4-Spd. Automatic 42RE Transmission DGT = 4-Spd. Automatic 46RE Transmission DGW = TRANSMISSION - 4-SPD. AUTOMATIC, 44RE DGO = ALL AUTOMATIC TRANSMISSIONS

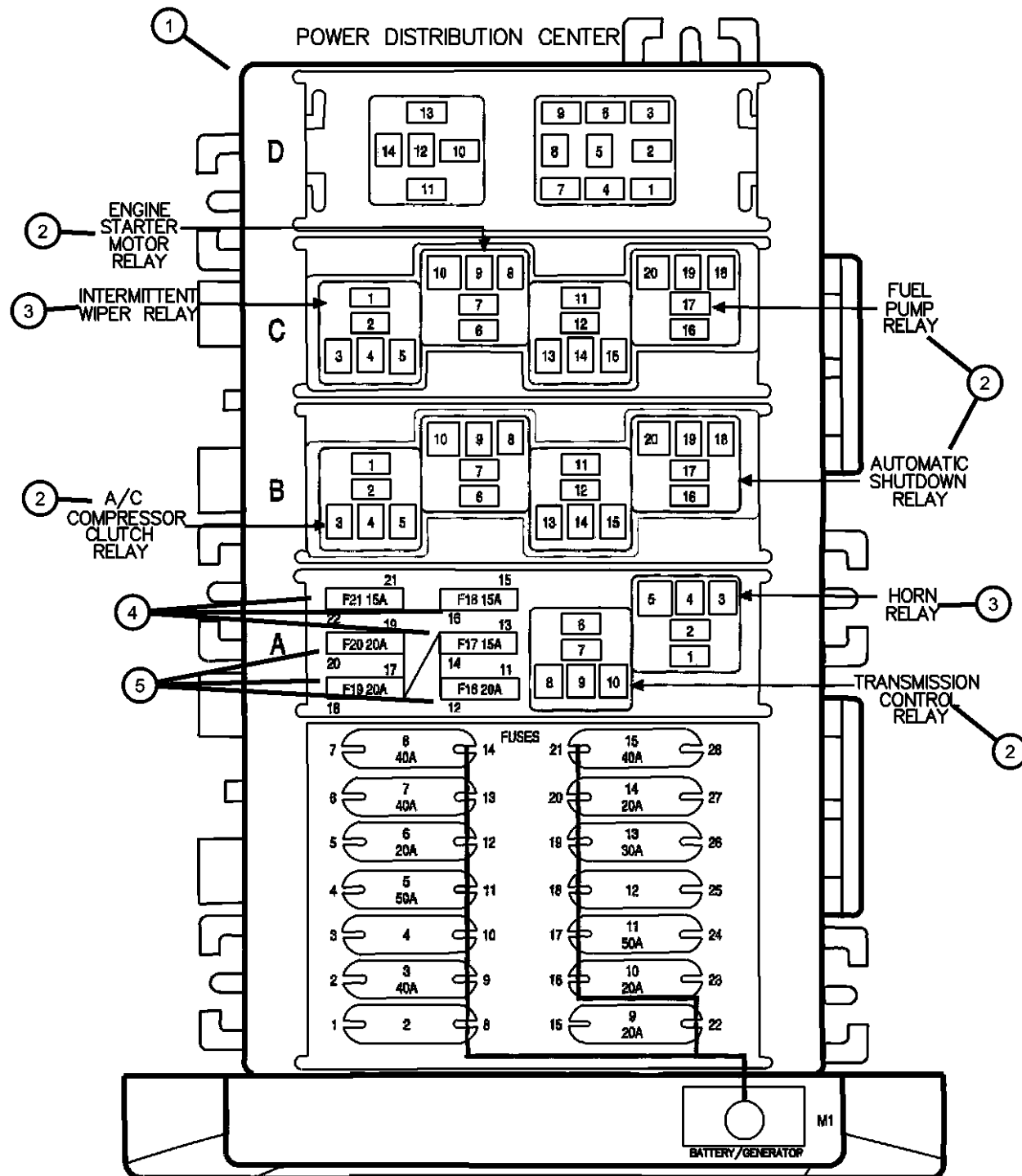
Modules--Electronic  
Figure 8-410

	ITEM	PART NUMBER	QTY	LINE	SERIES	BODY	ENGINE	TRANS	TRIM	DESCRIPTION
	1	56042447	1							MODULE, Message Center, With Vehicle Information Center
	2	56007350	1	J						MODULE, Graphic Display, Without Vehicle Information Center
	3	56042409AE	1							MODULE, Body Controller
	4	56042462AB	1							SWITCH, Door ModuleRight
	5	55314704AD	1							AIR BAG, Passenger
	6	56042177AB	1							MODULE, Compass Temperature
	7	56004262	1							MODULE, Daytime Running Lamp
	8	56027931	1							MODULE, Anti-lock Brakes, Adaptive Brakes (ABS)
	9	5GJ01JX8AA	1							AIR BAG, Driver
	10	04856623	1							COVER, Air Bag Module
	11	56042463AC	1							SWITCH, Door Module
	12	56042056AB	1							MODULE, Seat Memory
	13	56042055AB	2							MODULE, Heated Seat Control
	14	56007706AB	1							MODULE, Air Bag Control, Electronic Control [AECM] With Bracket
	15	56042017	1							MODULE, Lamp Outage
	16									TRANSMITTER, Keyless Entry
		56008761	1							Driver 1
		56008762	1							Driver 2

**GRAND CHEROKEE (ZJ)**

SERIES	LINE	BODY	ENGINE	TRANSMISSION
L = LOWLINE	T = JEEP - 2WD J = JEEP - 4WD	74 = SPORT UTILITY 4-DR	ELF = 5.2L V8 MPI Engine EML = 5.9L V8 MPI Engine ERH = 4.0L Power Tech I-6 Engine	DGK = 4-Spd. Automatic 42RE Transmission DGT = 4-Spd. Automatic 46RE Transmission DGW = TRANSMISSION - 4-SPD. AUTOMATIC, 44RE DGO = ALL AUTOMATIC TRANSMISSIONS

**Figure 8-510**



ITEM	PART NUMBER	QTY	LINE	SERIES	BODY	ENGINE	TRANS	TRIM	DESCRIPTION
1	56008762	1							POWER DISTRIBUTION CENTER, serviced in Headlamp to Dash Hrnss only, (NOT SERVICED),
2	04638094	1							RELAY PACKAGE, Electrical, Starter, A/C Clutch, Fuel Pump, Auto Shutdown,Transmission Control (Stamped 56006707 or 56006709)
3	04671168	1							RELAY, Mini, Horn, Wiper Intermittent
4	000ATM15	1							FUSE, Mini, 15 AMP, Light Blue
5	000ATM20	1							FUSE, Mini, 20 AMP, Yellow

**GRAND CHEROKEE (ZJ)**

SERIES                      LINE  
L = LOWLINE            T = JEEP - 2WD  
                                 J = JEEP - 4WD

BODY  
74 = SPORT UTILITY 4-DR

ENGINE  
ELF = 5.2L V8 MPI Engine  
EML = 5.9L V8 MPI Engine  
ERH = 4.0L Power Tech I-6  
Engine

TRANSMISSION  
DGK = 4-Spd. Automatic 42RE  
Transmission  
DGT = 4-Spd. Automatic 46RE  
Transmission  
DGW = TRANSMISSION - 4-SPD.  
AUTOMATIC, 44RE  
DGO = ALL AUTOMATIC  
TRANSMISSIONS

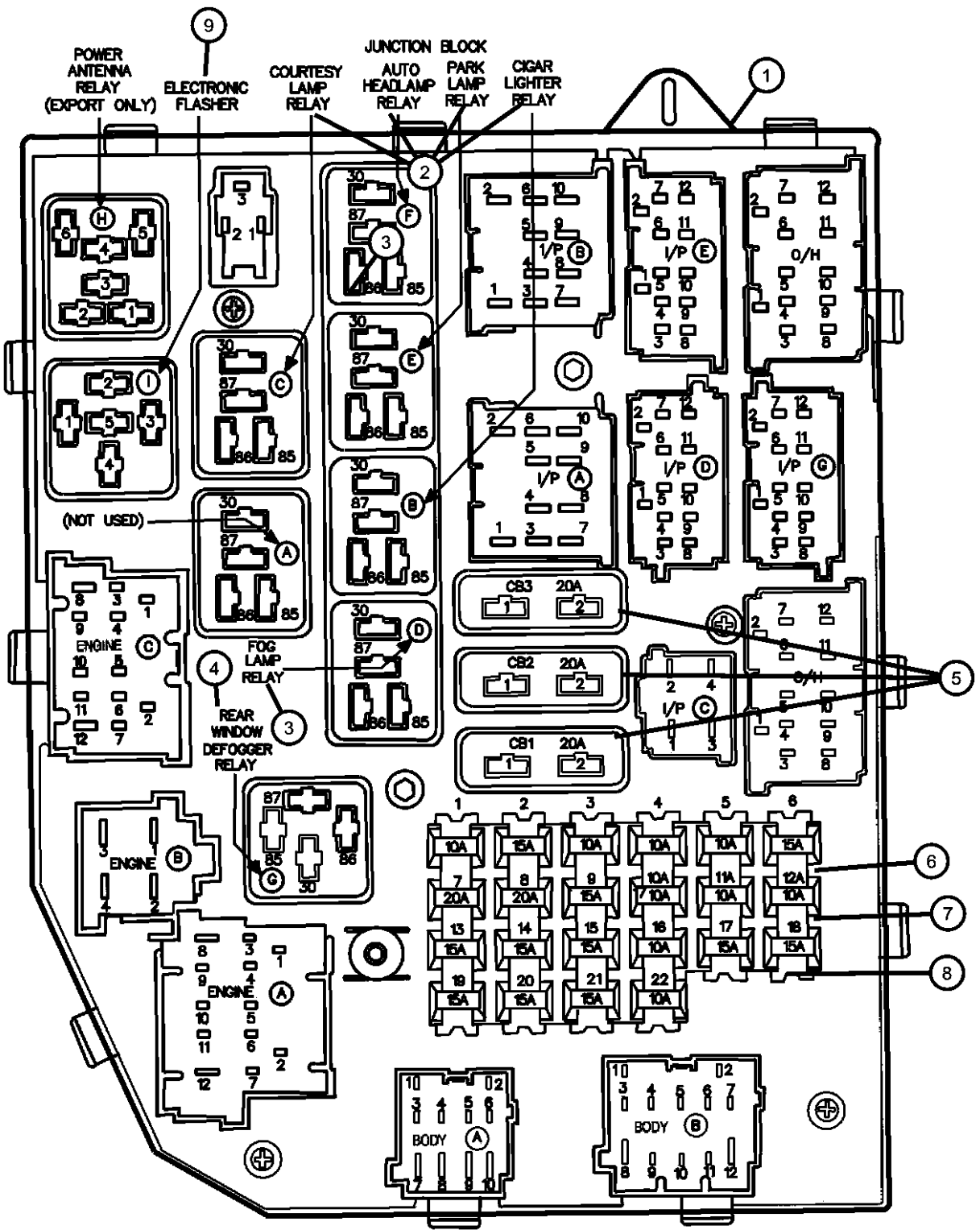
AR = use ase required    - = Non illustrated part

1998 ZJ

**<< RETURN TO GROUP INDEX**




Junction Block - Relays, Fuses, and Circuit Breakes  
Figure 8-520



ITEM	PART NUMBER	QTY	LINE	SERIES	BODY	ENGINE	TRANS	TRIM	DESCRIPTION
1	56018509	1							JUNCTION BLOCK, Relay
2	04608650	4							RELAY, Electrical
3	56006846	4							RELAY, Electrical
4	04638094	1							RELAY PACKAGE, Electrical
5									BREAKER, Circuit
	04124795	1							30 Amp
	04604235	1							20 Amp
6	000ATM10	8							FUSE, Mini, 10 AMP, Red
7	000ATM15	9							FUSE, Mini, 15 AMP, Light Blue
8	000ATM20	3							FUSE, Mini, 20 AMP, Yellow
9	56007243	1							FLASHER

GRAND CHEROKEE (ZJ)		BODY		ENGINE		TRANSMISSION	
SERIES	LINE						
L = LOWLINE	T = JEEP - 2WD J = JEEP - 4WD	74 = SPORT UTILITY 4-DR		ELF = 5.2L V8 MPI Engine EML = 5.9L V8 MPI Engine ERH = 4.0L Power Tech I-6 Engine		DGK = 4-Spd. Automatic 42RE Transmission DGT = 4-Spd. Automatic 46RE Transmission DGW = TRANSMISSION - 4-SPD. AUTOMATIC, 44RE DGO = ALL AUTOMATIC TRANSMISSIONS	

Sensors  
Figure 8-610



ITEM	PART NUMBER	QTY	LINE	SERIES	BODY	ENGINE	TRANS	TRIM	DESCRIPTION
1	56041111	1				ER0			SENSOR, Oxygen
	56041213	1				EL0, EM0			Before Catalyst
	56041219	1							After Catalyst
									SENSOR, MAP
2	56029405	1				EL0, EM0			
		1				ER0			
-3	06504512	2				EL0, EM0			SCREW, Pan Head
		2				ER0			Map Sensor Mounting
		2				ER0			Map Sensor Mounting
-4	06504313	1				ER0			CLIP, Wiring, 02 Sensor Pigtail Retension
5	55036214	1							SENSOR, Ambient Temperature
-6	55036393	1							SENSOR, Auto Temp. Control, In Cab
7									SENSOR, Anti-Lock Brake, Rear
	56027722	1							Right
	56027723	1							Left
8									SENSOR, Anti-Lock Brakes, Front
	56005216	2	T						
		2	J						
9									BOLT
	83504920	2	J						
		2	T						
-10	56027905	1							SENSOR, Vehicle Speed
-11	56028182	1							O RING
-12									SENSOR, Coolant Level
	52028031	1				ER0			
		1				EL0, EM0			
-13									SENSOR, Crankshaft Position
	56027868AC	1				ER0	DGK		
	56027870	1				EL0, EM0			
-14	56041008	1				ER0	DG0		SHIELD, Wiring, Sensor Cover

GRAND CHEROKEE (ZJ)									
SERIES	LINE			BODY			ENGINE	TRANSMISSION	
L = LOWLINE	T = JEEP - 2WD J = JEEP - 4WD			74 = SPORT UTILITY 4-DR			ELF = 5.2L V8 MPI Engine EML = 5.9L V8 MPI Engine ERH = 4.0L Power Tech I-6 Engine	DGK = 4-Spd. Automatic 42RE Transmission DGT = 4-Spd. Automatic 46RE Transmission DGW = TRANSMISSION - 4-SPD. AUTOMATIC, 44RE DGO = ALL AUTOMATIC TRANSMISSIONS	

Sensors  
Figure 8-610

ITEM	PART NUMBER	QTY	LINE	SERIES	BODY	ENGINE	TRANS	TRIM	DESCRIPTION
-15	56008759	1							SENSOR, Headlamp, With Alarm Lamp
-16	55035501	1							SENSOR, A.T.C. Sun, Solar, With Auto Temp Control
-17									SENSOR, Throttle Position
	04874371AC	1				ER0			
	04882219	1				EL0, EM0			
-18	56027332	1							SENSOR, Battery Temperature
-19									SENSOR, Transmission Output Speed
	04412879	1	J			EL0	DGW		
		1	J			ER0	DGK		
		1	T			ER0	DGK		
		1	T			EL0	DGW		
		1	J			EM0	DGT		
-20									SENSOR, Air Temperature
	56027872	1				ER0			
		1				EL0, EM0			
-21	56027873	1				ER0			SENSOR, Coolant Temperature
-22	56004815	1				EL0, EM0			SENSOR, Coolant Temperature
-23									SENSOR, Coolant Temperature
	56022390AA	1				EM0			Inlet Hose, Lower
	56022391AA	1				EM0			Outlet Hose, Upper

GRAND CHEROKEE (ZJ)

SERIES LINE  
L = LOWLINE T = JEEP - 2WD  
J = JEEP - 4WD

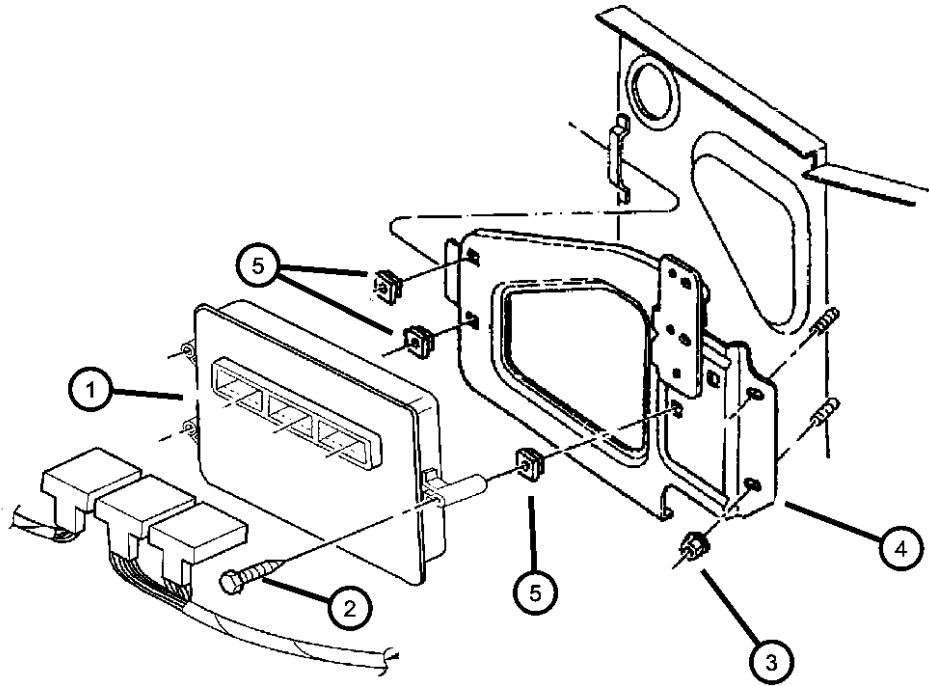
BODY  
74 = SPORT UTILITY 4-DR

ENGINE  
ELF = 5.2L V8 MPI Engine  
EML = 5.9L V8 MPI Engine  
ERH = 4.0L Power Tech I-6 Engine

TRANSMISSION  
DGK = 4-Spd. Automatic 42RE Transmission  
DGT = 4-Spd. Automatic 46RE Transmission  
DGW = TRANSMISSION - 4-SPD. AUTOMATIC, 44RE  
DGO = ALL AUTOMATIC TRANSMISSIONS

AR = use ase required - = Non illustrated part

Powertrain Control Module (JTEC)  
Figure 8-710

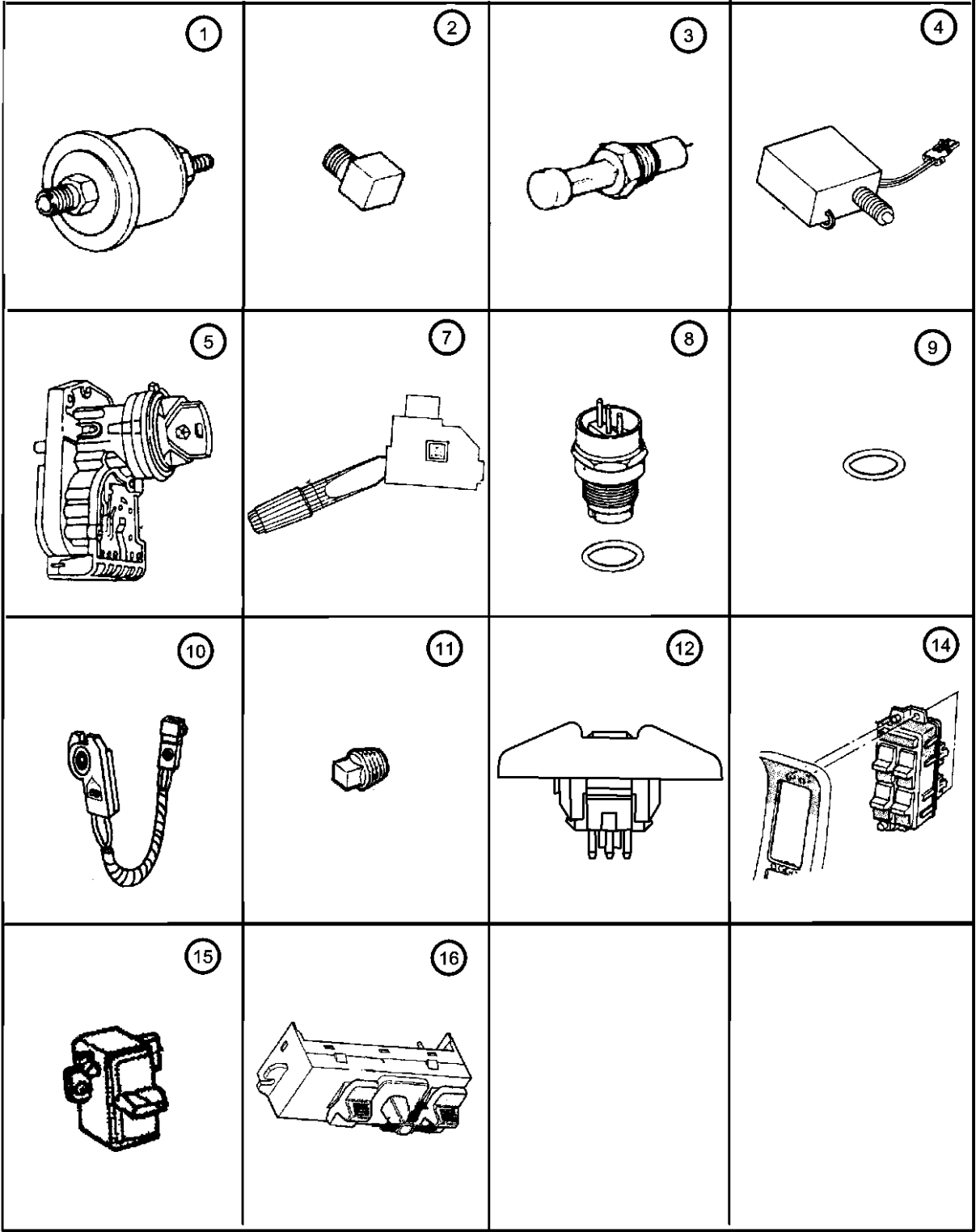


ITEM	PART NUMBER	QTY	LINE	SERIES	BODY	ENGINE	TRANS	TRIM	DESCRIPTION
1									MODULE, Powertrain Control
	56041515AA	1	J			EL0	DG0		Federal
	56041516AA	1	T			EL0	DG0		Federal
	56041517AA	1	J			EL0	DG0		California
	56041518AA	1	T			EL0	DG0		California
	56041519AA	1				EM0	DG0		Federal
	56041538AA	1				EM0	DG0		California
	56044513AA	1				ER0	DG0		Federal
	56044514AA	1				ER0	DG0		California
2	56044514AA	1							SCREW, .190-16x2, (NOT SERVICED),
3	06503102	2							NUT AND WASHER, Hex
4	56027599	1							Nut-Coned Washer, M6 x 1.00
5	J4004959	3							BRACKET, Module, [JTEC] Module
									NUT, Snap In, .19

GRAND CHEROKEE (ZJ)

SERIES	LINE	BODY	ENGINE	TRANSMISSION
L = LOWLINE	T = JEEP - 2WD J = JEEP - 4WD	74 = SPORT UTILITY 4-DR	ELF = 5.2L V8 MPI Engine EML = 5.9L V8 MPI Engine ERH = 4.0L Power Tech I-6 Engine	DGK = 4-Spd. Automatic 42RE Transmission DGT = 4-Spd. Automatic 46RE Transmission DGW = TRANSMISSION - 4-SPD. AUTOMATIC, 44RE DGO = ALL AUTOMATIC TRANSMISSIONS

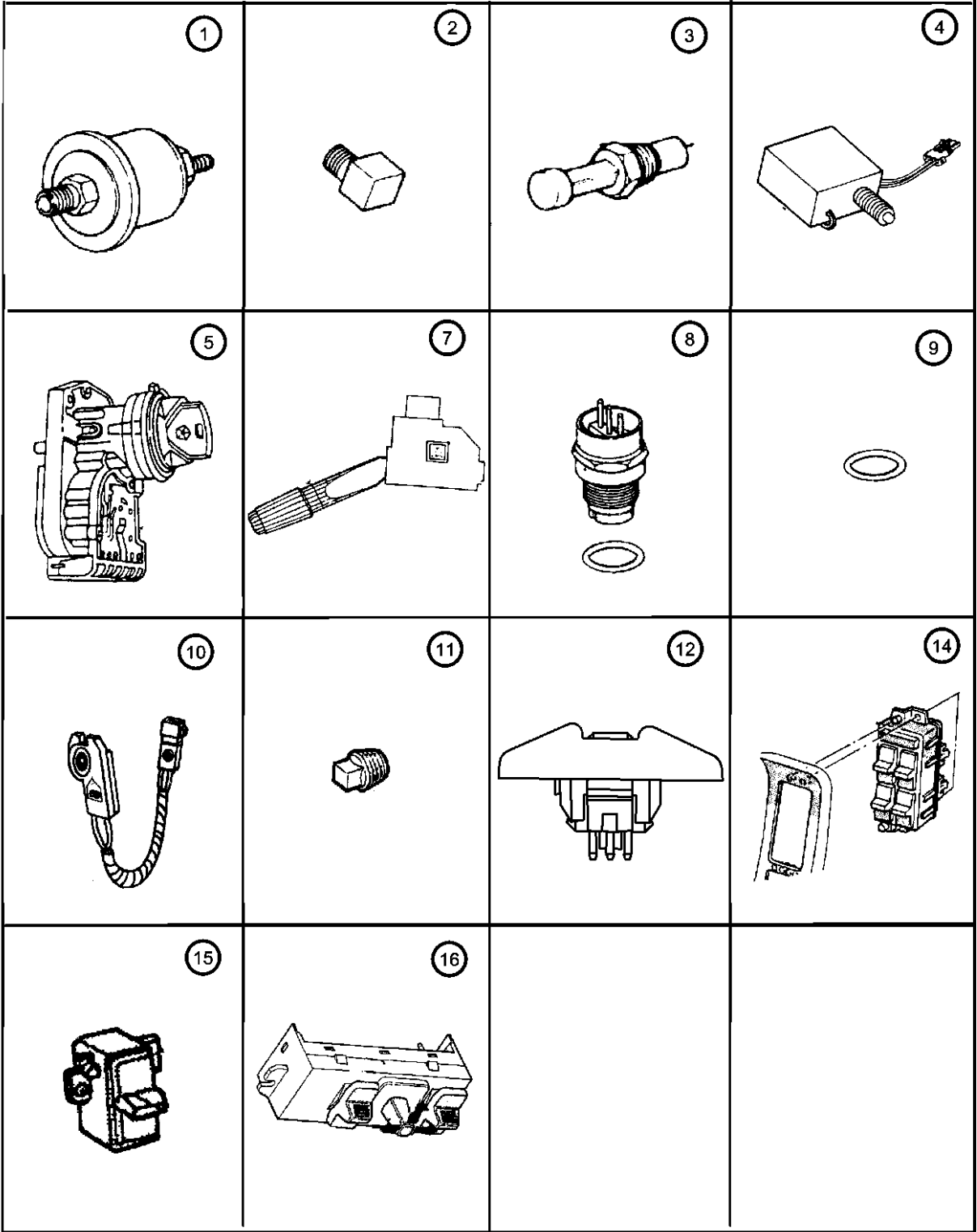
Switches And Sending Units  
Figure 8-810



ITEM	PART NUMBER	QTY	LINE	SERIES	BODY	ENGINE	TRANS	TRIM	DESCRIPTION
1	56031005	1				EL0, EM0			SENDING UNIT, Oil Pressure
		1				ER0			
2	J0934001	1				ER0			ELBOW, Oil Gauge Sending Unit
3	56007300	4							SWITCH, Door Ajar
4	04671336	1							SWITCH, Stop Lamp, With Speed Control
5	56021346	1							SWITCH, Ignition
-6	06503845	3							SCREW, Ignition Switch
7	04728424	1							SWITCH, Multifunction
8	56028181	1	J			EL0	DGW		SWITCH, Neutral, Safety, Back Up
		1	J			ER0	DGK		
		1	J			EM0	DGT		
9	02408143	1					DG0		WASHER, Switch
		1	J			EM0	DGT		
		1	J			EL0	DGW		
		1	J			ER0	DGK		
10	56008784AB	1							SWITCH, Disarm
	56008785AB	1							Right Door
	56007583AB	1							Left Door
11	J0103877	1				ER0			Liftgate
12	56042618	1					DG0		PLUG, Square Head, 1/8-27NPTx.32, Oil Sending Unit
	56042619	1					DG0		SWITCH, Pod
-13	56009212	1							Without Heated Seats, Rear Wiper
	56009213	1							With Heated Seats, Rear Wiper
									SWITCH, Pod
									With Automatic Headlamp & Fog Lamps
									Without Automatic Headlamp, With Fog Lamps

GRAND CHEROKEE (ZJ)		BODY		ENGINE	TRANSMISSION
SERIES	LINE				
L = LOWLINE	T = JEEP - 2WD	74 = SPORT UTILITY 4-DR		ELF = 5.2L V8 MPI Engine	DGK = 4-Spd. Automatic 42RE
	J = JEEP - 4WD			EML = 5.9L V8 MPI Engine	Transmission
				ERH = 4.0L Power Tech I-6 Engine	DGT = 4-Spd. Automatic 46RE
					Transmission
					DGW = TRANSMISSION - 4-SPD. AUTOMATIC, 44RE
					DGO = ALL AUTOMATIC TRANSMISSIONS

Switches And Sending Units  
Figure 8-810



ITEM	PART NUMBER	QTY	LINE	SERIES	BODY	ENGINE	TRANS	TRIM	DESCRIPTION
14	56009214	1							With Automatic Headlamp, Without Fog Lamps
	56009215	1							Without Automatic Headlamp & Fog Lamps
	56042462AB	1							SWITCH, Door Module Front Right, Module
	56042463AB	1							Front Left, Module
15	56042057	1							SWITCH, Power WindowRear
16									SWITCH, Seat
	04601757	1							Left
	04601756	1							Right
-17	56005640	1							SWITCH, Alarm and Cargo Lamp
-18	56006315	1							SWITCH, Anti Lock Brake Accelarat
-19	56042064	2							SWITCH, 1 Gang, Power Lumbar
-20	55076391AB	1							HANDLE AND SWITCH, Liftgate, Limited, With Handle
-21	56007022	1							SWITCH, Liftgate, With Flip Up Glass
-22									SWITCH, Remote Radio
	56007339	1							Left
	56007338	1							Right
-23	04373860	1							SWITCH, Door Lock, Power Sunroof
-24									SWITCH, Speed Control
	56007336	1							Right
	56007337	1							Left
-25	56007272	1							SWITCH, Memory Selector
-26									BEZEL, Door Trim Panel
	0PH97SC3	1							[C3]
	0PH97ST6	1							[T6]
	0PH97SAZ	1							[AZ]

GRAND CHEROKEE (ZJ)

SERIES LINE  
L = LOWLINE T = JEEP - 2WD  
J = JEEP - 4WD

BODY  
74 = SPORT UTILITY 4-DR

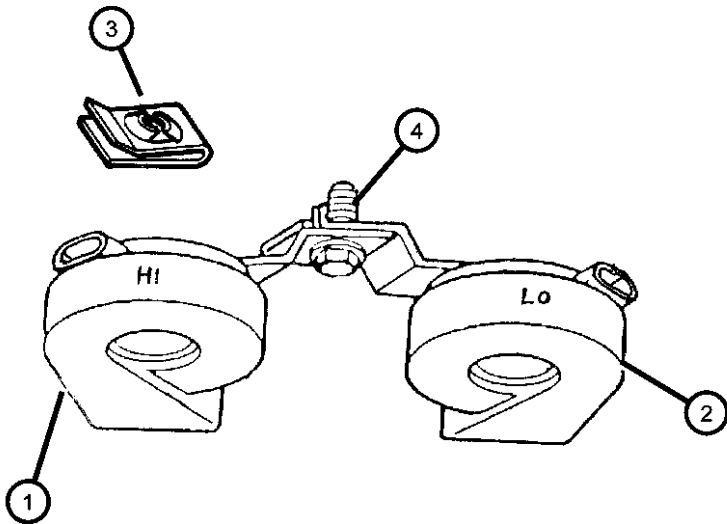
ENGINE  
ELF = 5.2L V8 MPI Engine  
EML = 5.9L V8 MPI Engine  
ERH = 4.0L Power Tech I-6  
Engine

TRANSMISSION  
DGK = 4-Spd. Automatic 42RE  
Transmission  
DGT = 4-Spd. Automatic 46RE  
Transmission  
DGW = TRANSMISSION - 4-SPD.  
AUTOMATIC,44RE  
DGO = ALL AUTOMATIC  
TRANSMISSIONS

AR = use ase required - = Non illustrated part

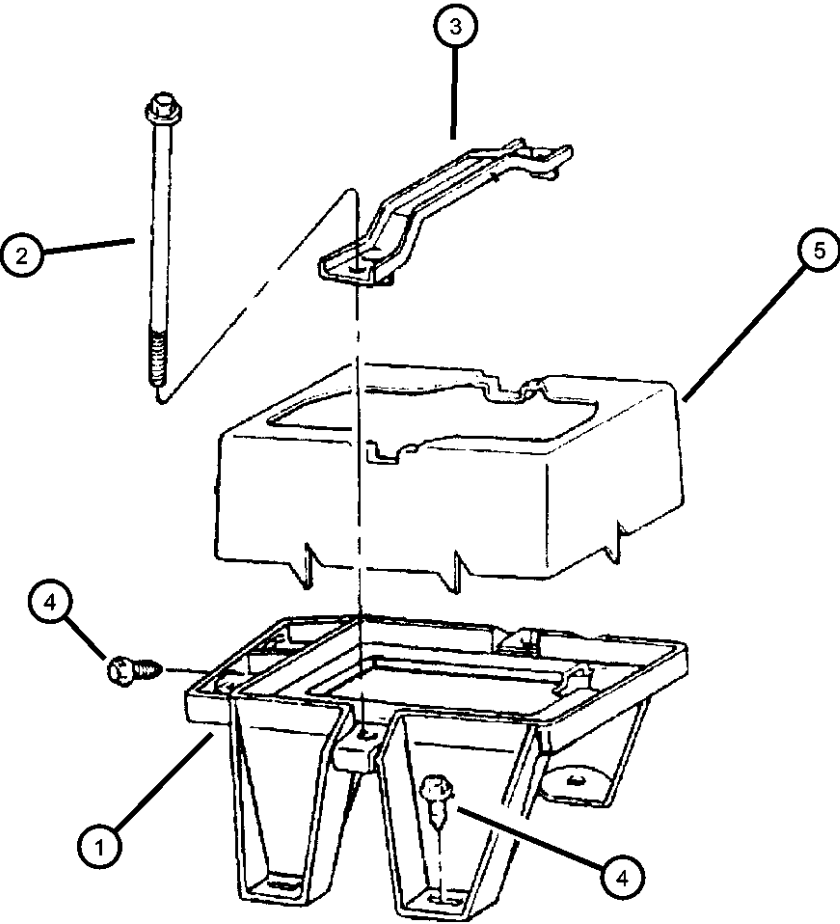
Horns  
Figure 8-910

ITEM	PART NUMBER	QTY	LINE	SERIES	BODY	ENGINE	TRANS	TRIM	DESCRIPTION
1	04886257AA	1							HORN AND BRACKET, High Note, With Bracket
2	04886256AA	1							HORN AND BRACKET, Low Note, With Bracket
3	06101283	1							U-NUT, M8x1.25
4	06101283	1							SCREW, M8x1.25x22.00, (NOT SERVICED)



GRAND CHEROKEE (ZJ)				
SERIES	LINE	BODY	ENGINE	TRANSMISSION
L = LOWLINE	T = JEEP - 2WD J = JEEP - 4WD	74 = SPORT UTILITY 4-DR	ELF = 5.2L V8 MPI Engine EML = 5.9L V8 MPI Engine ERH = 4.0L Power Tech I-6 Engine	DGK = 4-Spd. Automatic 42RE Transmission DGT = 4-Spd. Automatic 46RE Transmission DGW = TRANSMISSION - 4-SPD. AUTOMATIC, 44RE DGO = ALL AUTOMATIC TRANSMISSIONS

Battery Tray  
Figure 8-1010



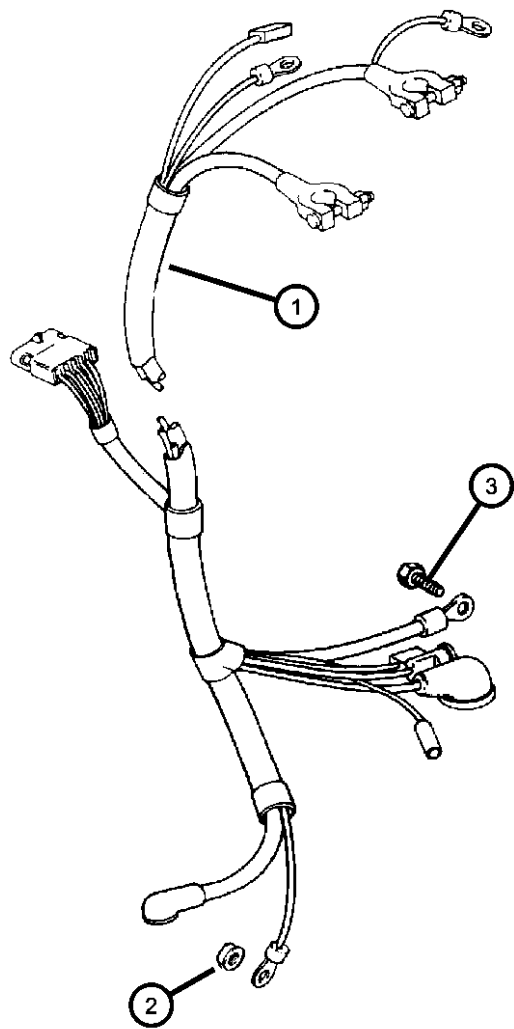
ITEM	PART NUMBER	QTY	LINE	SERIES	BODY	ENGINE	TRANS	TRIM	DESCRIPTION
1	55296088	1				EL0, EM0, ERO			SUPPORT, Battery
	JEEP034770								Mopar Jeep Xtreme
	BAUNV34650								Mopar Universal Battery
	BAUNV75450								Mopar Universal Battery
	BA078770EX								Mopar Power Pro 7
	BA034500EX								Mopar Power Pro 5
	BA034600EX								Mopar Power Pro 6
2	06502783	2							BOLT, Hex Flange Head, M8x1.25x215, Battery Hold Down
3	55014361	1							BRACKET, Battery Hold Down
4	06101455	5							SCREW AND WASHER, Hex Head, M6x1x20
5	56027073AB	1							COVER, Battery

GRAND CHEROKEE (ZJ)				
SERIES	LINE	BODY	ENGINE	TRANSMISSION
L = LOWLINE	T = JEEP - 2WD J = JEEP - 4WD	74 = SPORT UTILITY 4-DR	ELF = 5.2L V8 MPI Engine EML = 5.9L V8 MPI Engine ERH = 4.0L Power Tech I-6 Engine	DGK = 4-Spd. Automatic 42RE Transmission DGT = 4-Spd. Automatic 46RE Transmission DGW = TRANSMISSION - 4-SPD. AUTOMATIC, 44RE DGO = ALL AUTOMATIC TRANSMISSIONS



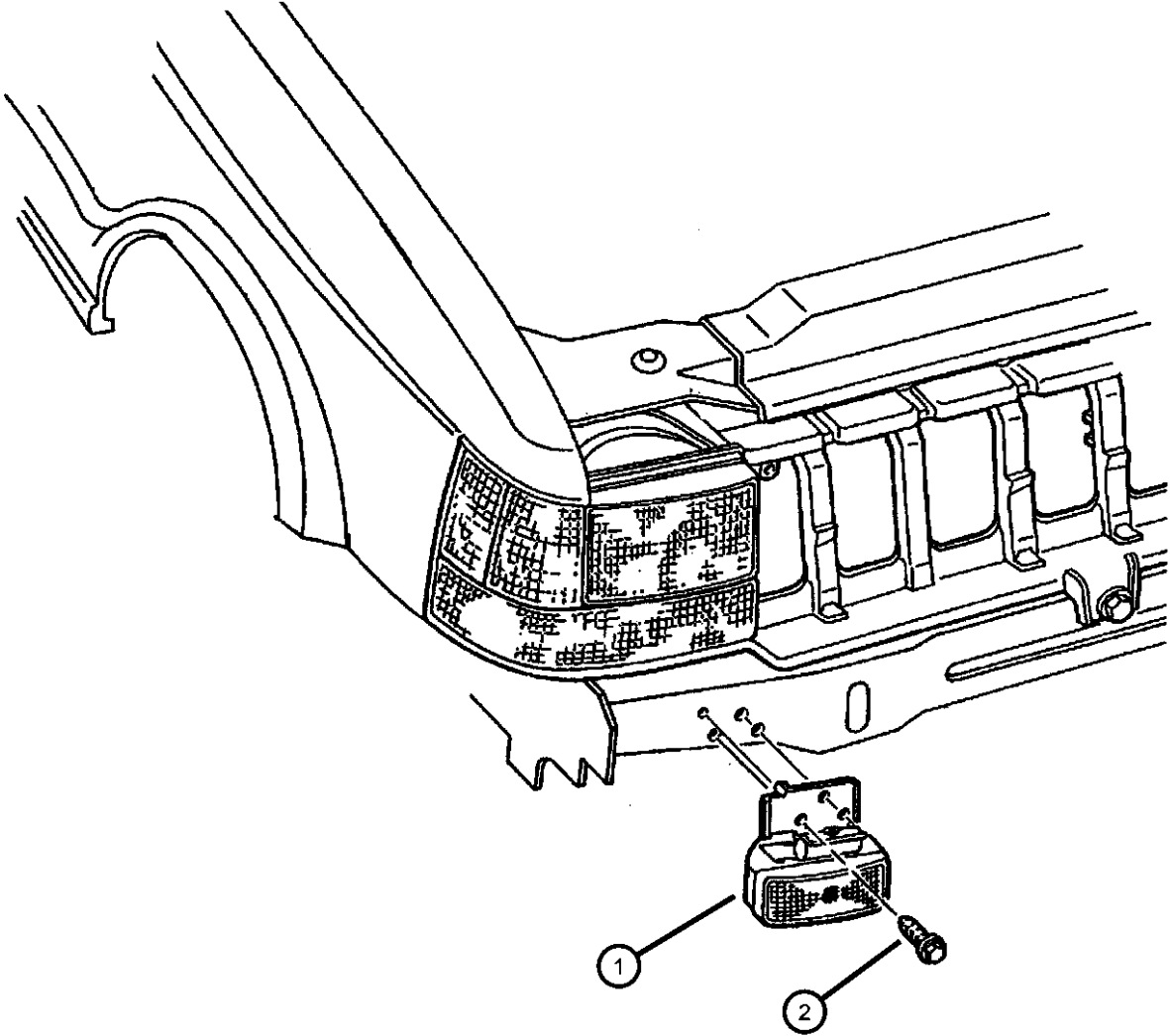
Battery Cables  
Figure 8-1020

ITEM	PART NUMBER	QTY	LINE	SERIES	BODY	ENGINE	TRANS	TRIM	DESCRIPTION
1									WIRING, Alternator and Battery
	56009115AB	1				ER0			
	56009116AB	1				EL0, EM0			5.2
	56042617AB	1				EM0			5.9
2	56042617AB	1							NUT AND WASHER, .312-18, (NOT SERVICED),
3	56042617AB	1							SCREW AND WASHER, .375-16x.625, (NOT SERVICED)



GRAND CHEROKEE (ZJ)				
SERIES	LINE	BODY	ENGINE	TRANSMISSION
L = LOWLINE	T = JEEP - 2WD J = JEEP - 4WD	74 = SPORT UTILITY 4-DR	ELF = 5.2L V8 MPI Engine EML = 5.9L V8 MPI Engine ERH = 4.0L Power Tech I-6 Engine	DGK = 4-Spd. Automatic 42RE Transmission DGT = 4-Spd. Automatic 46RE Transmission DGW = TRANSMISSION - 4-SPD. AUTOMATIC, 44RE DGO = ALL AUTOMATIC TRANSMISSIONS

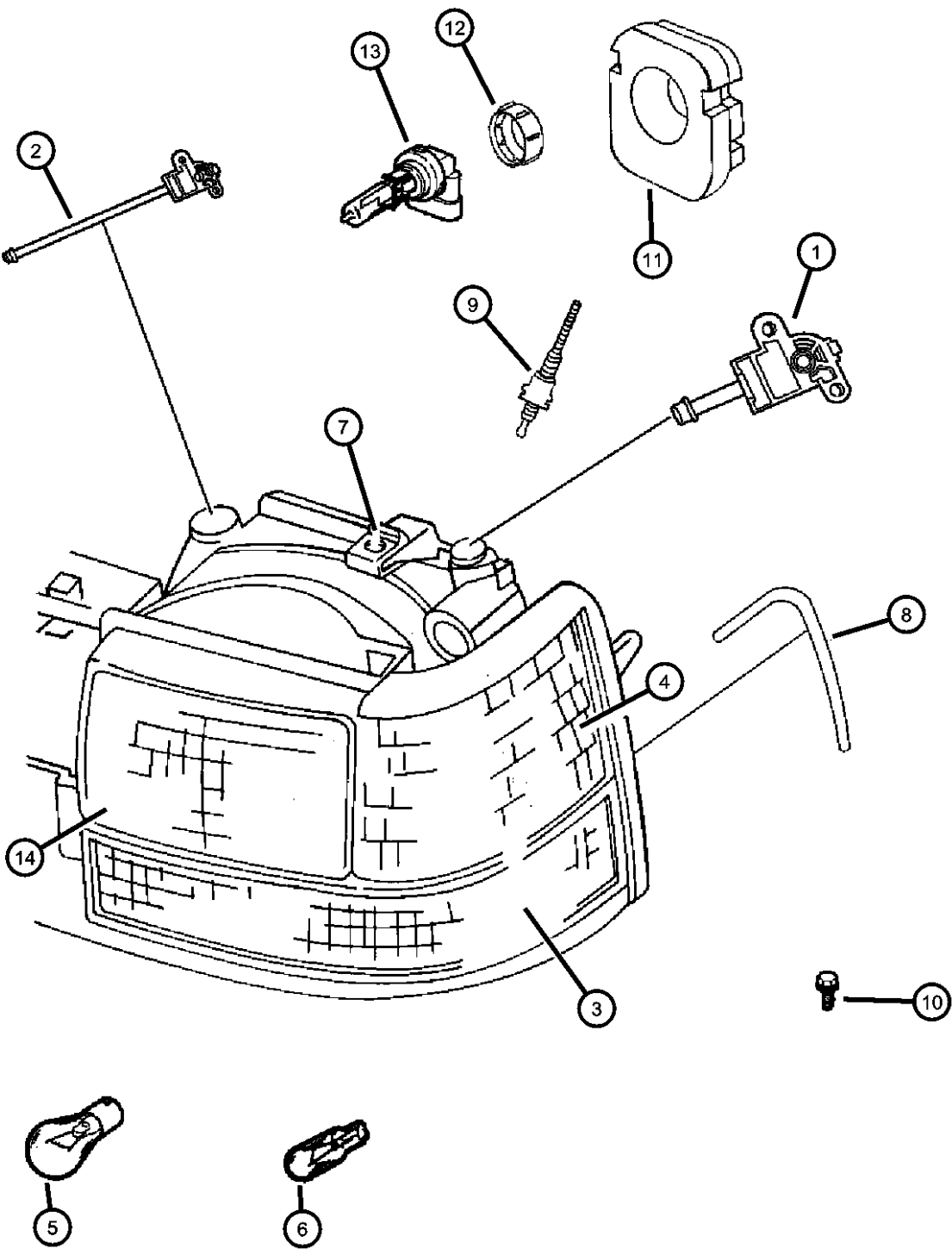
Lamps--Fog  
Figure 8-1110



ITEM	PART NUMBER	QTY	LINE	SERIES	BODY	ENGINE	TRANS	TRIM	DESCRIPTION
1									LAMP, Fog
	55155312	1							Right
	55155313	1							Left
2	55155313	1							SCREW, (NOT SERVICED)
-3	04728646	1							BULB PACKAGE, 55 Watt
-4	04856398	1							COVER, Fog Lamp
-5									BRACKET, Fog Lamp
	04856394	1							Right
	04856395	1							Left
-6	04856396	1							PLATE, Lamp
-7	04856397	1							BOLT, Fog Lamp Bracket
-8	04805147	1							VENT, Headlamp
-9	04883017	1							WIRING, Fog Lamp

GRAND CHEROKEE (ZJ)				
SERIES	LINE	BODY	ENGINE	TRANSMISSION
L = LOWLINE	T = JEEP - 2WD J = JEEP - 4WD	74 = SPORT UTILITY 4-DR	ELF = 5.2L V8 MPI Engine EML = 5.9L V8 MPI Engine ERH = 4.0L Power Tech I-6 Engine	DGK = 4-Spd. Automatic 42RE Transmission DGT = 4-Spd. Automatic 46RE Transmission DGW = TRANSMISSION - 4-SPD. AUTOMATIC, 44RE DGO = ALL AUTOMATIC TRANSMISSIONS

Lamps--Front  
Figure 8-1120



ITEM	PART NUMBER	QTY	LINE	SERIES	BODY	ENGINE	TRANS	TRIM	DESCRIPTION
1	55055121	2							GEAR, Headlamp Adjusting, Verticle
2	55055122	2							GEAR, Headlamp Adjusting, Horizontal
3									LAMP, Park, Turn, Side Marker
	56005098AB	1							Right
	56005099AB	1							Left
4									LAMP, Park and Turn Signal
	56005104	1							Right
	56005105	1							Left
5	00154862AA	2							BULB, 3454NAK
6	L0000194	1							BULB, 194
7	06101442	6							U-NUT, M6 x 1.00, M6x1.00
8									WELT, Headlamp To Grille
	55029634	1							Right
	55029635	1							Left
9	55055312	2							SCREW, Pivot
10	55055312	2							SCREW, Tapping, .19-16x1.75, (NOT SERVICED)
11	55036798	2							SEAL, Headlamp Closure Panel
12	04388589	1							RETAINER, Headlamp Bulb
13	00154824	1							BULB, Headlamp
14									HEADLAMP
	55055118AB	AR							Right
	55055119AB	1							Left
-15	04762489	1							CAPSULE, Reflector to Horizontal, Horizontal Headlamp Adjuster
-16	04762490	1							CAPSULE, Reflector to Verticle, Verticle Headlamp Adjuster
-17	04805147	1							VENT, Headlamp

GRAND CHEROKEE (ZJ)

SERIES LINE  
L = LOWLINE T = JEEP - 2WD  
J = JEEP - 4WD

BODY  
74 = SPORT UTILITY 4-DR

ENGINE  
ELF = 5.2L V8 MPI Engine  
EML = 5.9L V8 MPI Engine  
ERH = 4.0L Power Tech I-6 Engine

TRANSMISSION  
DGG = 4-Spd. Automatic 42RE Transmission  
DGT = 4-Spd. Automatic 46RE Transmission  
DGO = TRANSMISSION - 4-SPD. AUTOMATIC, 44RE  
DGO = ALL AUTOMATIC TRANSMISSIONS

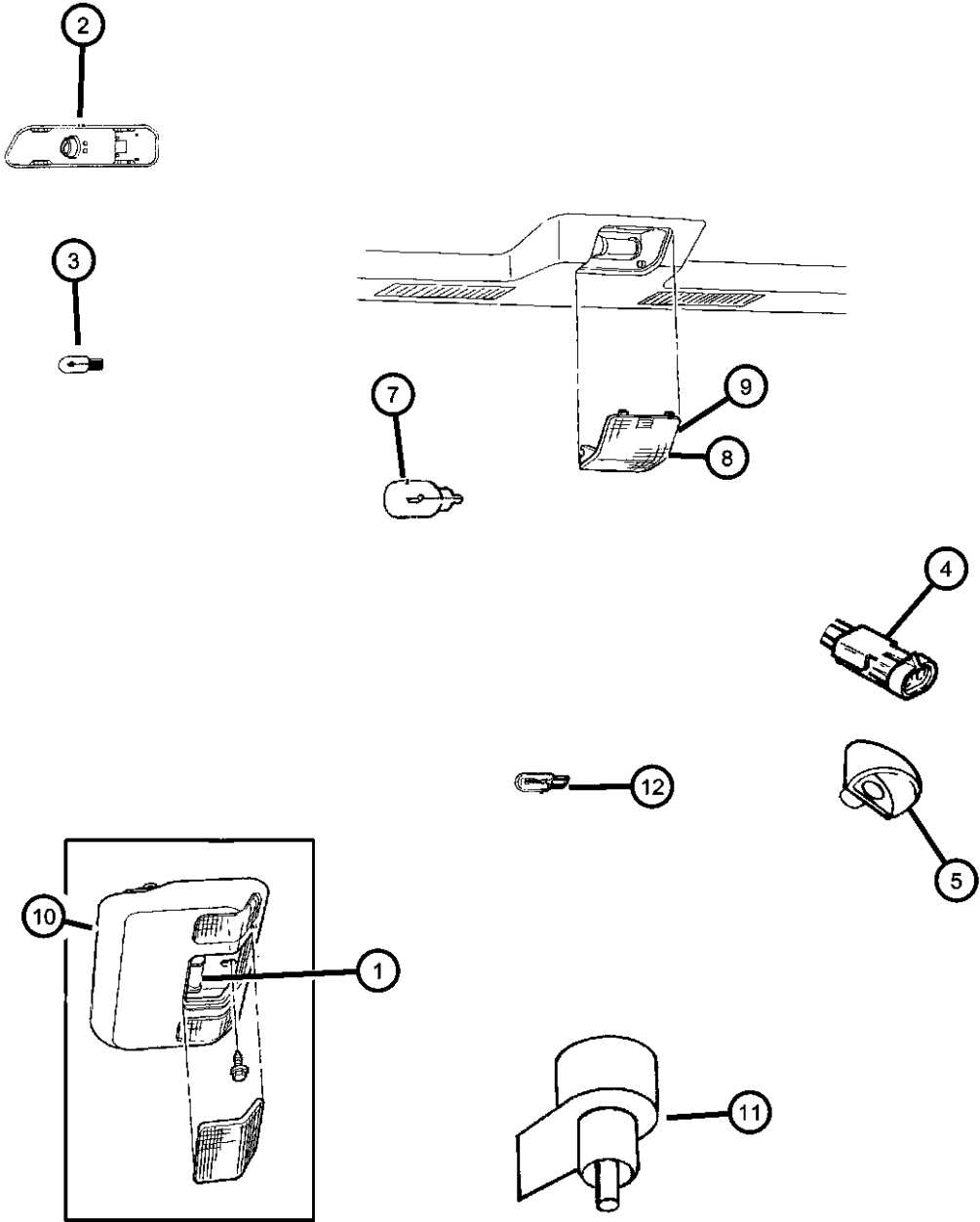
AR = use ase required - = Non illustrated part

Lamps--Rear  
Figure 8-1130

ITEM	PART NUMBER	QTY	LINE	SERIES	BODY	ENGINE	TRANS	TRIM	DESCRIPTION
1									LAMP, Tail Stop Turn
	55155738AA	1							Right
	55155739AA	1							Left
2	06502776	2							CLIP, Lamp, Tail Lamp Mounting
3	06502064	1							SCREW, Tapping, M6x1x20
4	56042348	1							WIRING, Tail Lamp
5	L0000194	1							BULB, 194
6									LAMP, High Mounted Stop
	55055178	1							With Fixed Glass
	55055179	1							With Flipper Glass
7	56018668	1							WIRING, High Mounted Stop Lamp
8	L0000922	3							BULB, 922
9	L0000168	2							BULB, 168
10	5FF56SW1	1							HOUSING, License Plate, Mounting, [P.A.R.]
11	55054611	2							LAMP, License Plate
12	J4004689	4							NUT, Push, .164-18
13	55054954	1							WIRING, License Lamp
14	04364393	1				ELO, EM0, ER0			TUBE, Convoluted
15	06034207	4							SCREW, Oval Head, .164-18x.819
16	34202159	4							NUT, Hex Flange, M4x.7, License Lamp
17	34202159	4							SCREW, .190-16 X .750, (NOT SERVICED)

GRAND CHEROKEE (ZJ)				
SERIES	LINE	BODY	ENGINE	TRANSMISSION
L = LOWLINE	T = JEEP - 2WD J = JEEP - 4WD	74 = SPORT UTILITY 4-DR	ELF = 5.2L V8 MPI Engine EML = 5.9L V8 MPI Engine ERH = 4.0L Power Tech I-6 Engine	DGK = 4-Spd. Automatic 42RE Transmission DGT = 4-Spd. Automatic 46RE Transmission DGW = TRANSMISSION - 4-SPD. AUTOMATIC,44RE DGO = ALL AUTOMATIC TRANSMISSIONS

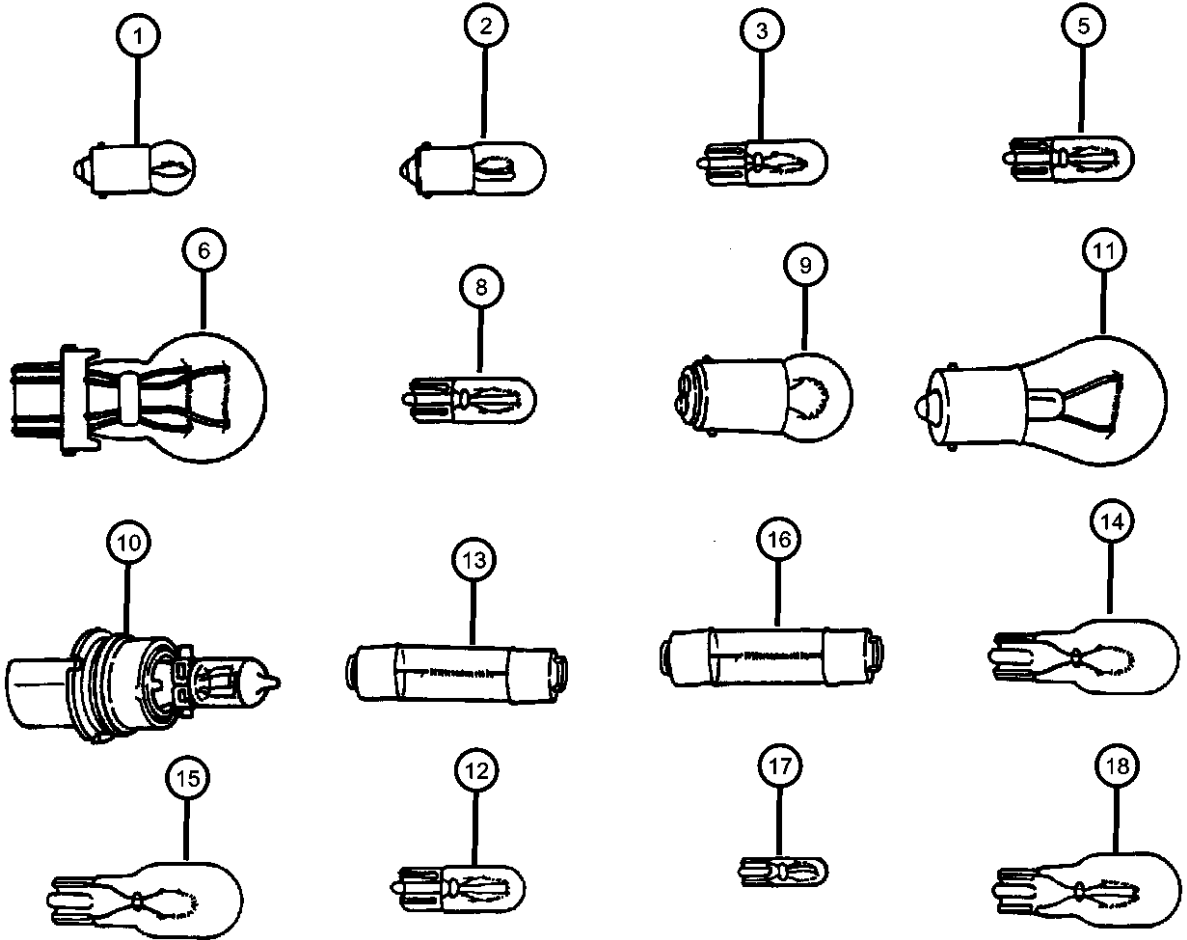
Lamps Courtesy, Dome, Cargo  
Figure 8-1140



ITEM	PART NUMBER	QTY	LINE	SERIES	BODY	ENGINE	TRANS	TRIM	DESCRIPTION
1	L0000906	2							BULB, 906
2									LAMP, Door
	56005076	1							Right Door
	56005077	1							Left Door
3	L0000168	2							BULB, 168
4	04897446AA	1							LENS, Lamp Module
5	56021441	1							LAMP, Underhood
-6	56042003AB	1							WIRING, Underhood Lamp
7	L0000561	1							BULB, 561
8	56005428	1							LENS, Cargo Lamp, Lamp Serviced in Liftgate Opening Panel
9									LENS, Reading Lamp
	05268175	2							Overhead Console, Right
	05268176	2							Overhead Console, Left
	56042072	1							Dome
10									LAMP, Dome And Reading
	5AS36RC1AC	1							Mist Gray
	5AS36RT6AC	1							Tan
11	04565031	2							SWITCH, Overhead Console Lamp
12	09433040	1							BULB, 561

GRAND CHEROKEE (ZJ)				
SERIES	LINE	BODY	ENGINE	TRANSMISSION
L = LOWLINE	T = JEEP - 2WD	74 = SPORT UTILITY 4-DR	ELF = 5.2L V8 MPI Engine	DGK = 4-Spd. Automatic 42RE
	J = JEEP - 4WD		EML = 5.9L V8 MPI Engine	Transmission
			ERH = 4.0L Power Tech I-6 Engine	DGT = 4-Spd. Automatic 46RE
				Transmission
				DGW = TRANSMISSION - 4-SPD.
				AUTOMATIC,44RE
				DGO = ALL AUTOMATIC
				TRANSMISSIONS

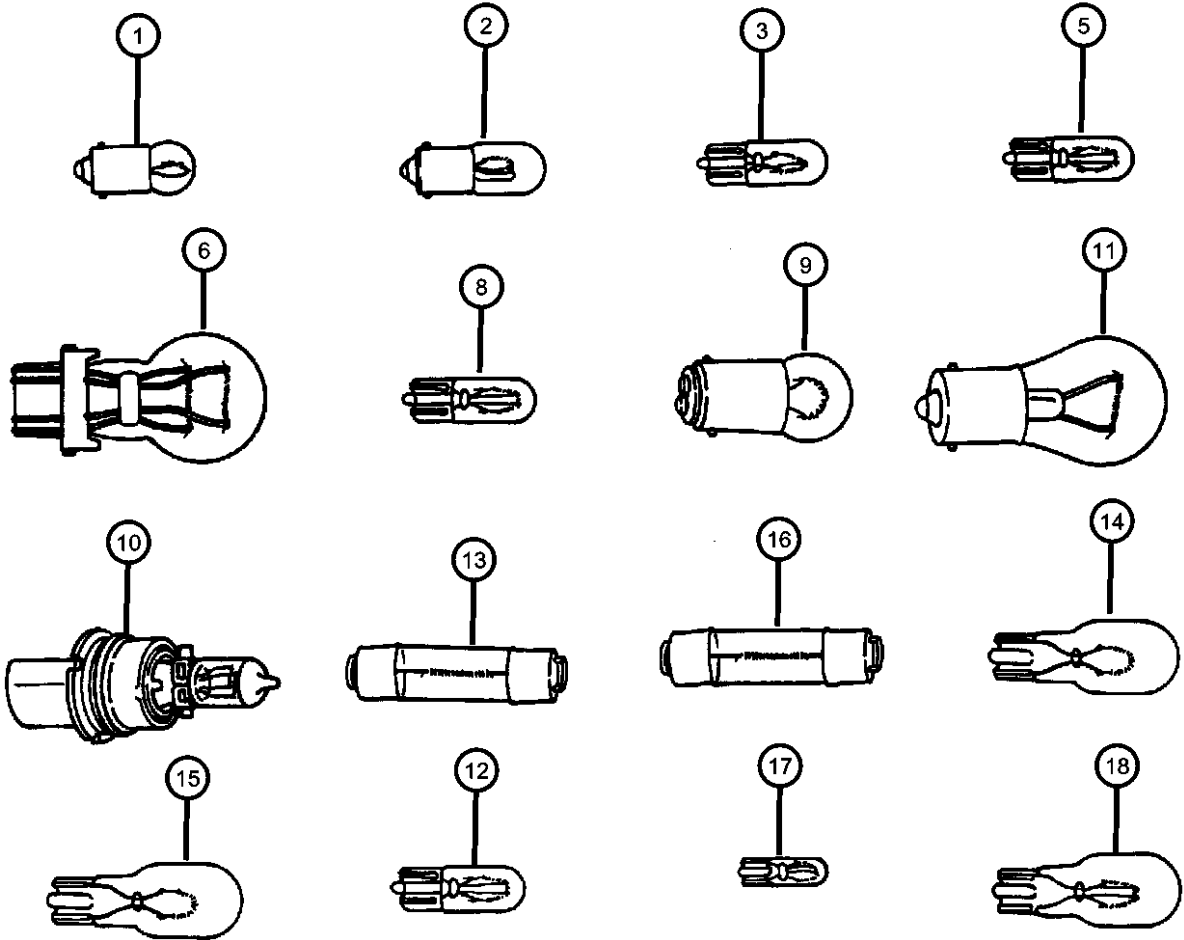
Bulbs  
Figure 8-1170



ITEM	PART NUMBER	QTY	LINE	SERIES	BODY	ENGINE	TRANS	TRIM	DESCRIPTION
1	L0000053	1							BULB, 53, Interior, Cigarette Lighter
2	L0000922	3							BULB, 922, Exterior, Center High Mounted Stop Lamp
3	L0000194	1							BULB, 194, Exterior, Console Floor Shift, Heater,Glove compartment Lamp,Transfer Case Shifter
-4	L003454NAK	2							BULB, 3454NAK, Exterior, Front Turn Signal
5	09425542	2							BULB, 168, Exterior, Door Courtesy, License Plate
6	04728646	1							BULB PACKAGE, 55 Watt, Exterior, Fog Lamp
-7	L0003057	3							BULB, 3057, Exterior, Backup, Tail, Stop, Turn
8	00L00194NA	4							BULB, 194NA, Exterior, Front Side Marker
9	L0000089	2							BULB, 67, Interior, Under Dash Courtesy Lamps
10	00154824	1							BULB, Headlamp, Exterior
11	L0000561	1							BULB, 561, Exterior/Interior, Under Hood Lamp, Dome/Reading Lamp
12	L0000161	1	J						BULB, 161, Interior, Graphic Display W/O LAZ
13	L0021202	2							BULB, 212-2, Interior, Overhead Console, Rear Cargo Lamp
14	09436750	2							BULB, 906, Interior, Front Reading
15									BULB, 74, Interior
	06501966	2							Vanity Mirror Lamp
	L0000074	2							Climate Control, Hazzard Lamp, Shift Lamp, Theft Alarm Lamp
16	L0000073	1							BULB, 73, Interior, Ash Receiver Lamp
17	09436789	1							BULB, 37, Interior, Rocker Switches
18	L0000906	2							BULB, 906, Interior, Front Reading
-19									LAMP, Bulb And Socket, Interior
	04798827	9				ELF, ERH			Cluster
	L00PC194	7				ELF, ERH			Cluster
-20	04720843	1							LAMP, A/C Control Switch, Interior
-21									BULB, Switch Pod

GRAND CHEROKEE (ZJ)		BODY		ENGINE	TRANSMISSION
SERIES	LINE				
L = LOWLINE	T = JEEP - 2WD J = JEEP - 4WD	74 = SPORT UTILITY 4-DR		ELF = 5.2L V8 MPI Engine EML = 5.9L V8 MPI Engine ERH = 4.0L Power Tech I-6 Engine	DGK = 4-Spd. Automatic 42RE Transmission DGT = 4-Spd. Automatic 46RE Transmission DGW = TRANSMISSION - 4-SPD. AUTOMATIC,44RE DGO = ALL AUTOMATIC TRANSMISSIONS

Bulbs  
Figure 8-1170



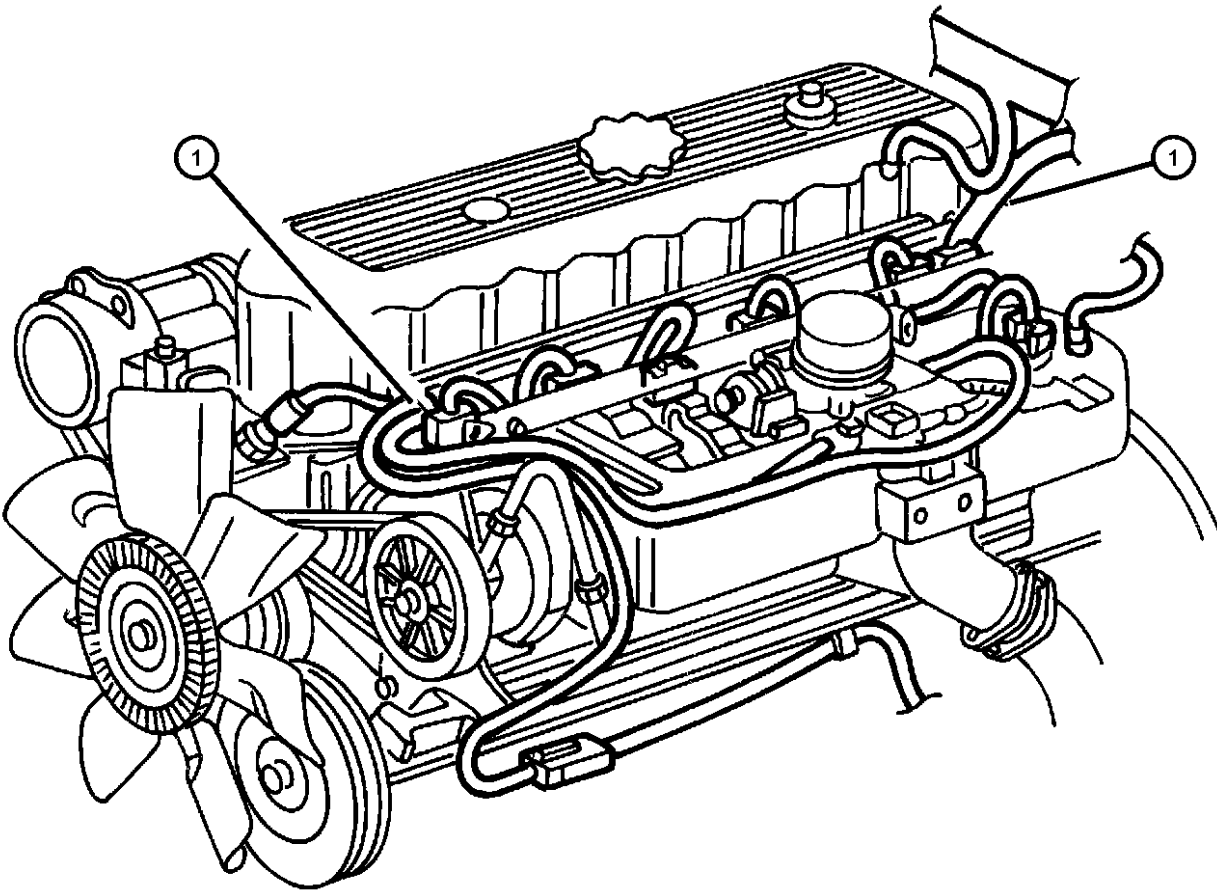
ITEM	PART NUMBER	QTY	LINE	SERIES	BODY	ENGINE	TRANS	TRIM	DESCRIPTION
------	-------------	-----	------	--------	------	--------	-------	------	-------------

04864511	1								T3
04864512	1								T5.5

GRAND CHEROKEE (ZJ)									
SERIES	LINE								
L = LOWLINE	T = JEEP - 2WD J = JEEP - 4WD								
					BODY	ENGINE			TRANSMISSION
					74 = SPORT UTILITY 4-DR	ELF = 5.2L V8 MPI Engine EML = 5.9L V8 MPI Engine ERH = 4.0L Power Tech I-6 Engine			DGK = 4-Spd. Automatic 42RE Transmission DGT = 4-Spd. Automatic 46RE Transmission DGW = TRANSMISSION - 4-SPD. AUTOMATIC, 44RE DGO = ALL AUTOMATIC TRANSMISSIONS

Wiring Engine (Injector Wiring)  
Figure 8-1205

ITEM	PART NUMBER	QTY	LINE	SERIES	BODY	ENGINE	TRANS	TRIM	DESCRIPTION
1									WIRING, Injector
	56008952AD	1	J			ER0			4WD With Trans Wiring
	56008954AD	1	J			EL0, EM0			4WD With Trans Wiring
	56038863AD	1	T			EL0, EM0			2WD With Trans Wiring
	56042862AD	1	T			ER0			2WD With Trans Wiring
-2	J4003993	1				ER0			CLIP, Wiring, Oxygen Sensor Wiring
-3	J4006887	1				ER0			BOLT AND WASHER, .375-16x.62, Oxygen Sensor Wiring Clip
-4	56007524	1				EL0, EM0			STRAP, Ground
-5	05010132AB	1							WIRING, Anti-lock Brake Jumper
-6	56008876	1							STRAP, Tie, Injector Wiring
-7	06015756	1							STRAP, Tie, Crank Position Sensor to Throttle Cable

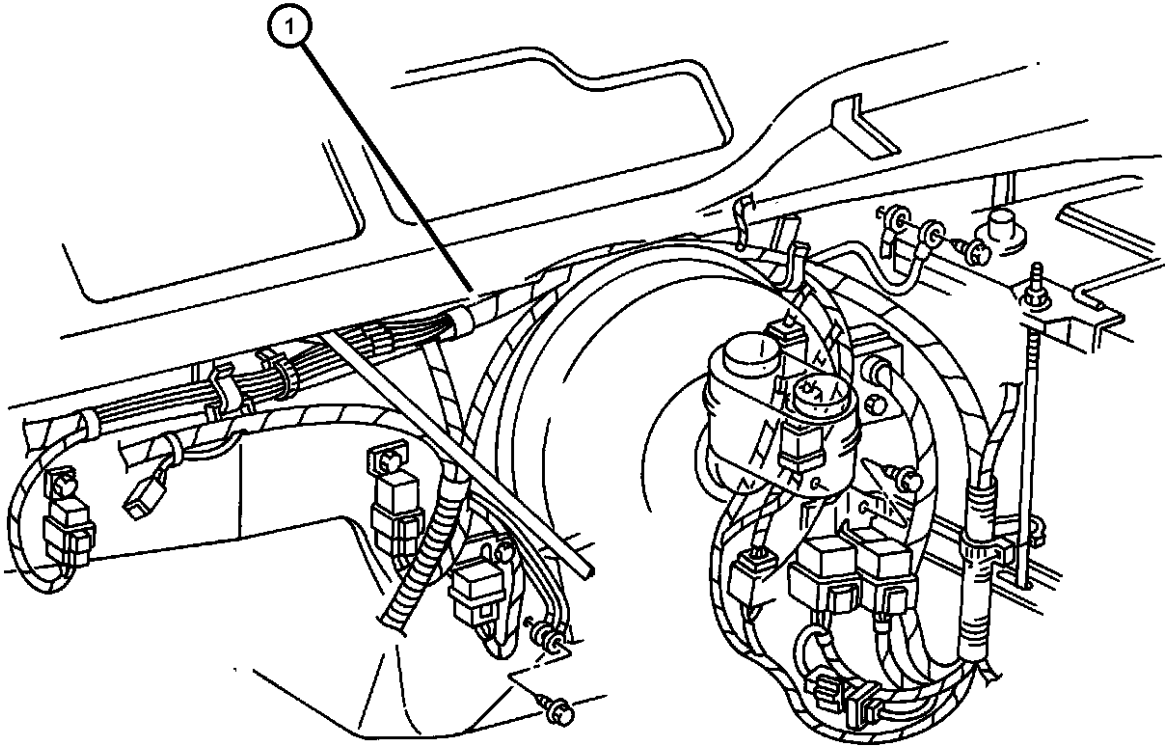


GRAND CHEROKEE (ZJ)

SERIES	LINE	BODY	ENGINE	TRANSMISSION
L = LOWLINE	T = JEEP - 2WD J = JEEP - 4WD	74 = SPORT UTILITY 4-DR	ELF = 5.2L V8 MPI Engine EML = 5.9L V8 MPI Engine ERH = 4.0L Power Tech I-6 Engine	DGK = 4-Spd. Automatic 42RE Transmission DGT = 4-Spd. Automatic 46RE Transmission DGW = TRANSMISSION - 4-SPD. AUTOMATIC, 44RE DGO = ALL AUTOMATIC TRANSMISSIONS



Wiring Headlamp to Dash  
Figure 8-1305



ITEM	PART NUMBER	QTY	LINE	SERIES	BODY	ENGINE	TRANS	TRIM	DESCRIPTION
1	56042660AC	1							WIRING, Headlamp to Dash
	56042664AH	1							With Daytime Running Lamps, Max Cooling
	56042665AH	1							With Security, Fog Lamps, Traveler/Mini Trip, ATC,
	56042666AH	1							With Daytime Running Lamps Without Max Cooling
	56042667AC	1							With Air Conditioning
-2	56042580AB	1							With Max Cooling
									WIRING, Fan Motor, Max Engine Cooling
-3	56042597AA	1							WIRING, Jumper, Cooling Fan Motor with Max Engine Cooling
-4	56009715	1							COVER, Fuse Access, Mega Fuse Access (Attaches to Side of PDC)
-5									BRACKET, Power Distribution Center
	56008828AB	1				EL0, ER0			
	56022289AA	1				EM0			
-6									COVER, Power Distribution Center
	56042510AB	1				EL0, ER0			
	56042512AB	1				EM0			
-7	56042003AB	1							WIRING, Underhood Lamp

GRAND CHEROKEE (ZJ)

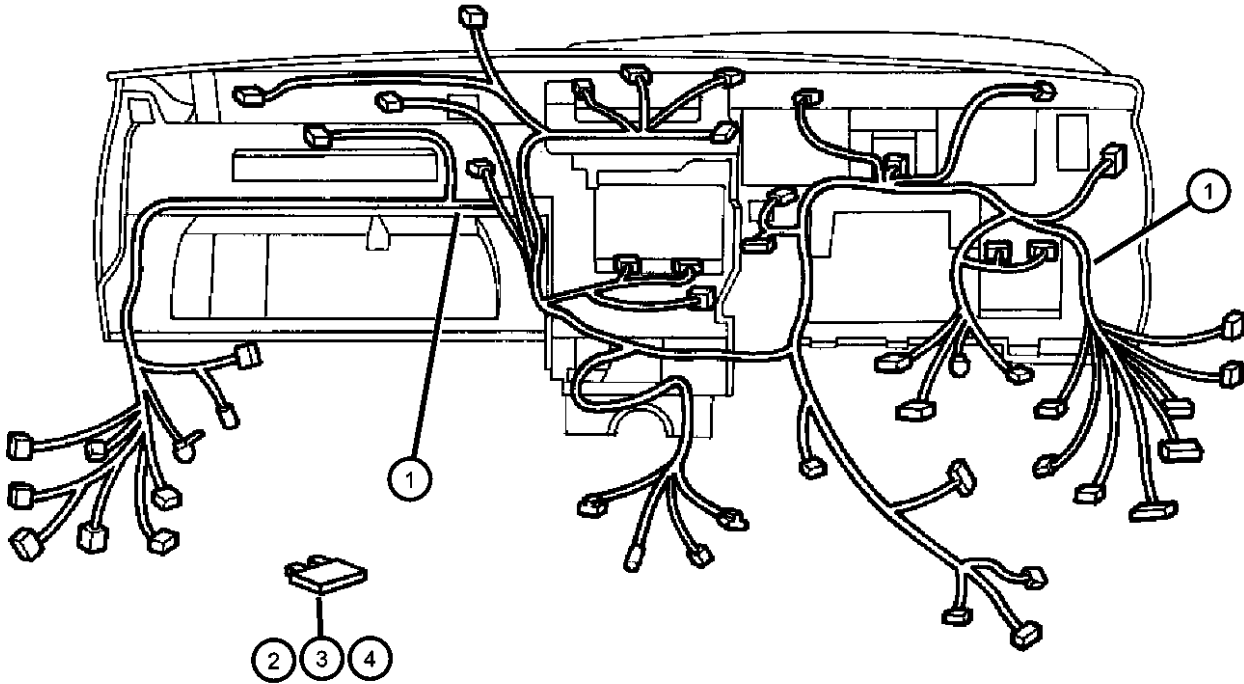
SERIES      LINE  
L = LOWLINE    T = JEEP - 2WD  
                     J = JEEP - 4WD

BODY  
74 = SPORT UTILITY 4-DR

ENGINE  
ELF = 5.2L V8 MPI Engine  
EML = 5.9L V8 MPI Engine  
ERH = 4.0L Power Tech I-6  
Engine

TRANSMISSION  
DGK = 4-Spd. Automatic 42RE  
Transmission  
DGT = 4-Spd. Automatic 46RE  
Transmission  
DGW = TRANSMISSION - 4-SPD.  
AUTOMATIC, 44RE  
DGO = ALL AUTOMATIC  
TRANSMISSIONS

Wiring Instrument Panel  
Figure 8-1405



ITEM	PART NUMBER	QTY	LINE	SERIES	BODY	ENGINE	TRANS	TRIM	DESCRIPTION
1									WIRING, Instrument Panel
	56010241AC	1							With Auto Temp Control
	56010242AC	1							With Air Conditioning, Heated Seats, Vehicle Info Center, Security
	56042553AC	1							With A/C, Without Heated Seat, Vehicle Info, Center, Security
2	000ATM10	8							FUSE, Mini, 10 AMP, Red
3	000ATM15	1							FUSE, Mini, 15 AMP, Light Blue
4	000ATM20	1							FUSE, Mini, 20 AMP, Yellow
-5									BREAKER, Circuit
	04124795	1							Power Window
	04604235	1							Power Seat
-6	56018509	1							JUNCTION BLOCK, Relay
-7									COVER, Fuse Access
	56009715	1							Without Max Cooling
	56042613AA	1							With Max Cooling
-8	56007243	1							FLASHER, Combination (2) (4) Lamp

GRAND CHEROKEE (ZJ)

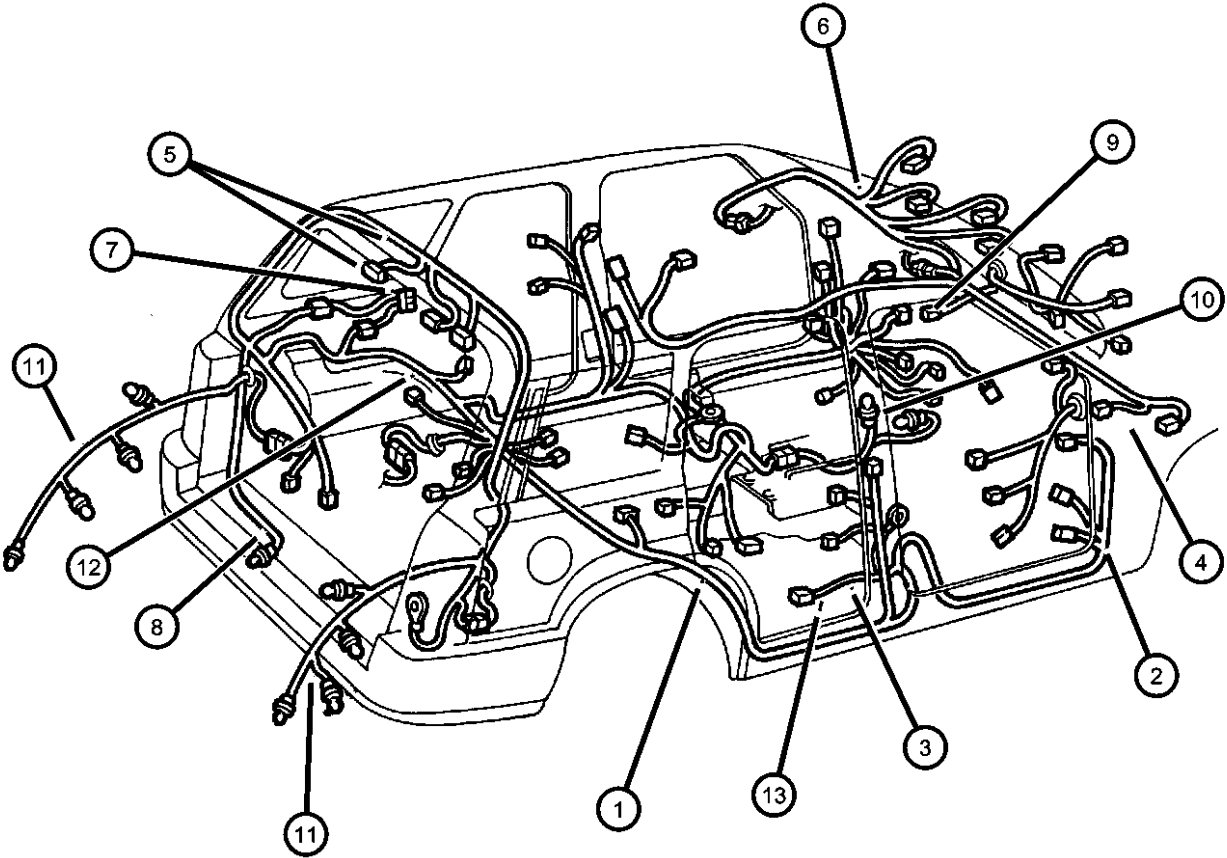
SERIES LINE  
L = LOWLINE T = JEEP - 2WD  
J = JEEP - 4WD

BODY  
74 = SPORT UTILITY 4-DR

ENGINE  
ELF = 5.2L V8 MPI Engine  
EML = 5.9L V8 MPI Engine  
ERH = 4.0L Power Tech I-6 Engine

TRANSMISSION  
DGK = 4-Spd. Automatic 42RE Transmission  
DGT = 4-Spd. Automatic 46RE Transmission  
DGW = TRANSMISSION - 4-SPD. AUTOMATIC, 44RE  
DGO = ALL AUTOMATIC TRANSMISSIONS

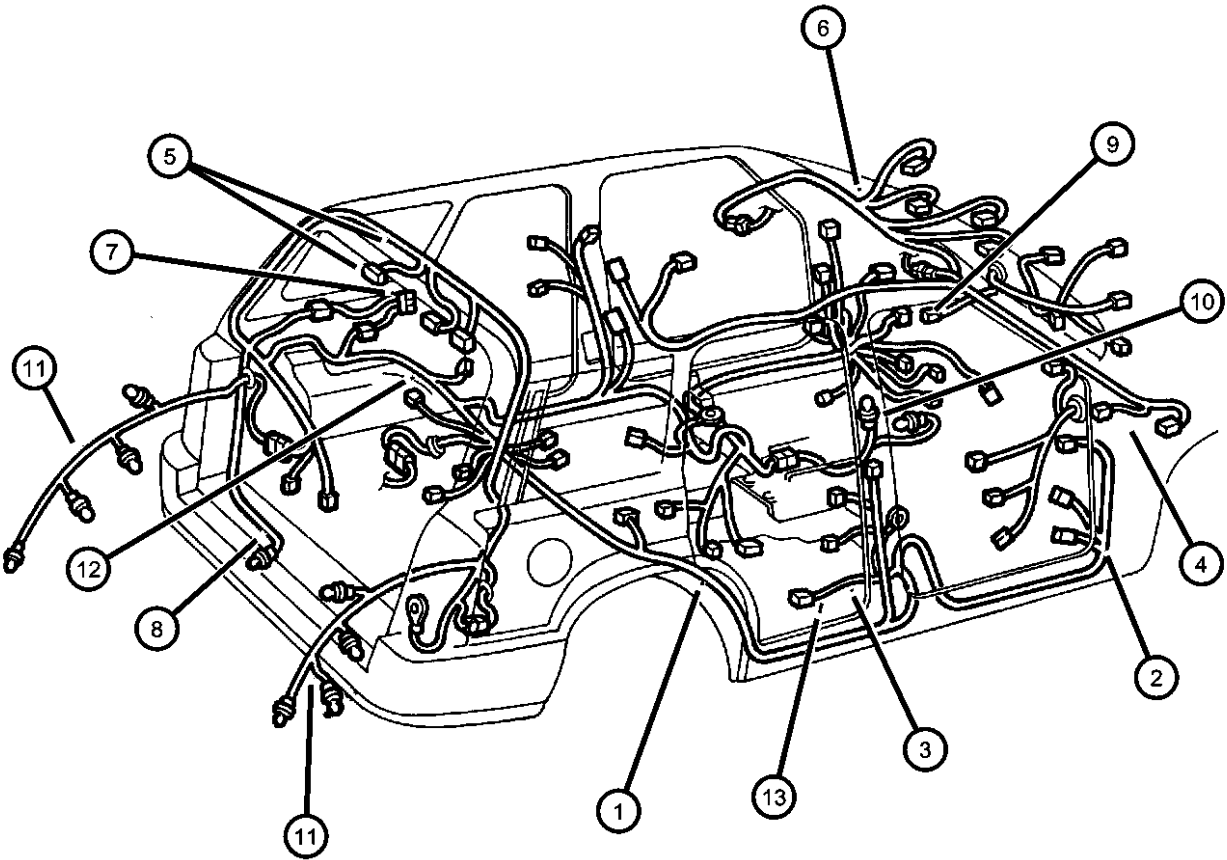
Wiring Body and Accessories  
Figure 8-1505



ITEM	PART NUMBER	QTY	LINE	SERIES	BODY	ENGINE	TRANS	TRIM	DESCRIPTION
1	56042307AC	1							WIRING, Unified Body
	56042466AC	1							With Heated Seats, 10 Speaker System
	56042467AC	1							W/Heated Seats, Infinity
	56042468AC	1							With Memory, Infinity
	56042469AC	1							With Infinity, Without Heated Seat or Memory
	56042470AC	1							With Power Lumbar, Without Infinity
	56042471AC	1							With Trailer Tow, Without Memory, Heated Seat, Lumbar, Infinity
2	56042192AC	1							Base Vehicle
	56042193AC	1							WIRING, Front Door
	56042196AB	1							W/Security,Courtesy Lamps, Right
	56042197AB	1							W/Security,Courtesy Lamps, Left
3	56042084AB	2							Without Security,Courtesy Lamps, Right
4	56017442	2							Without Security,Courtesy Lamps, Left
5	56042345AC	1							WIRING, Door, Rear Door w/Retainer for Rubber Conduit Tube (Stamped 56018534) ***
6	56042360AB	1							WIRING, Courtesy Lamp, Under Instrument Panel
7	56018697	1							WIRING, Liftgate
8	56042534AA	1							WIRING, Overhead Console
9	56042361	1							WIRING, Trailer Tow, Trailer Tow Relay Harness [AHT] = [AHX] or [AHC]
10	04638186	1	J				DG0		WIRING, Trailer Tow
11	56042348	1							WIRING, Sunroof, WithMini Overhead Console
12	56018668	1							WIRING, Indicator Lamp, Lamp [PRNDL] Transfer Case ***
13	56042167AB	1							WIRING, Tail Lamp, With Sockets
	56042168AB	1							WIRING, High Mounted Stop Lamp
									WIRING, Power Seat
									Without Heated Seats, Left
									Without Heated Seats, Right

GRAND CHEROKEE (ZJ)		BODY		ENGINE	TRANSMISSION
SERIES	LINE				
L = LOWLINE	T = JEEP - 2WD J = JEEP - 4WD	74 = SPORT UTILITY 4-DR		ELF = 5.2L V8 MPI Engine EML = 5.9L V8 MPI Engine ERH = 4.0L Power Tech I-6 Engine	DGK = 4-Spd. Automatic 42RE Transmission DGT = 4-Spd. Automatic 46RE Transmission DGW = TRANSMISSION - 4-SPD. AUTOMATIC,44RE DGO = ALL AUTOMATIC TRANSMISSIONS

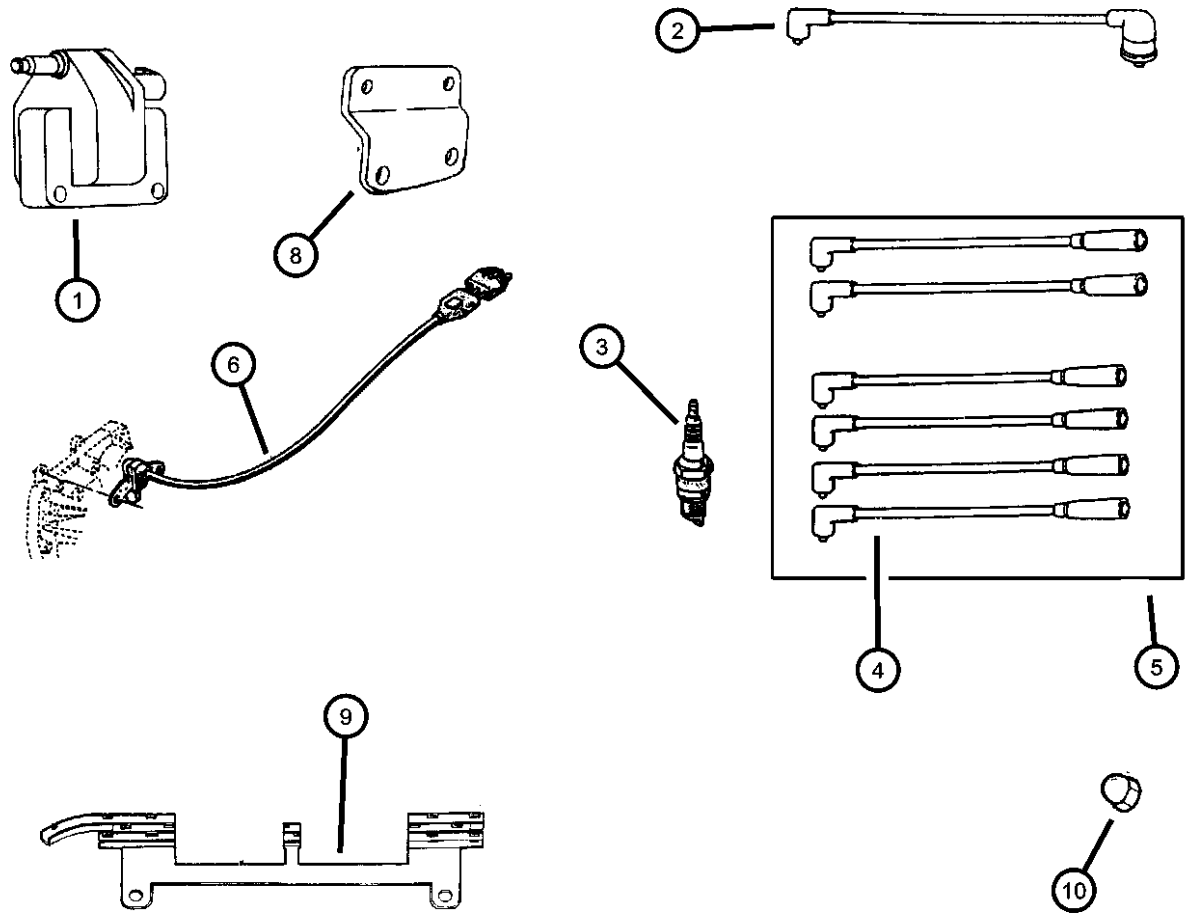
Wiring Body and Accessories  
Figure 8-1505



ITEM	PART NUMBER	QTY	LINE	SERIES	BODY	ENGINE	TRANS	TRIM	DESCRIPTION
	56042169AB	1							With Memory, Left
	56042170AC	1							With Heated Seats, Right
	56042171AC	1							With Heated Seats & Memory, Left
	56042443AC	1							With Heated Seats, Left
-14	56008889	1							WIRING, Speed Control Switch Jumper
-15	56008888	1							WIRING, Remote Radio Switch, With Cruise
-16	56042475AA	1							WIRING, Power Outlet/Cigar Lighter Jumper, Cigar Lighter/Power Outlet ***
-17	04883017	1							WIRING, Fog Lamp
-18	56042003AB	1							WIRING, Underhood Lamp
-19	56017746AB	2							WIRING, Front End Lighting
-20	56042580AA	1							WIRING, Fan Motor, Max Engine Cooling
-21	56042597AA	1							WIRING, Jumper, Cooling Fan Motor W/Max Engine Cooling
-22	56042003AB	1							WIRING, Underhood Lamp
-23									WIRING, Indicator Lamp
	56006333AB	1			J		DG0		Console [PRNDL] and Transfer Case
	56006334AB	1			T		DG0		Console [PRNDL]

GRAND CHEROKEE (ZJ)		BODY		ENGINE	TRANSMISSION
SERIES	LINE				
L = LOWLINE	T = JEEP - 2WD J = JEEP - 4WD	74 = SPORT UTILITY 4-DR		ELF = 5.2L V8 MPI Engine EML = 5.9L V8 MPI Engine ERH = 4.0L Power Tech I-6 Engine	DGK = 4-Spd. Automatic 42RE Transmission DGT = 4-Spd. Automatic 46RE Transmission DGW = TRANSMISSION - 4-SPD. AUTOMATIC, 44RE DGO = ALL AUTOMATIC TRANSMISSIONS

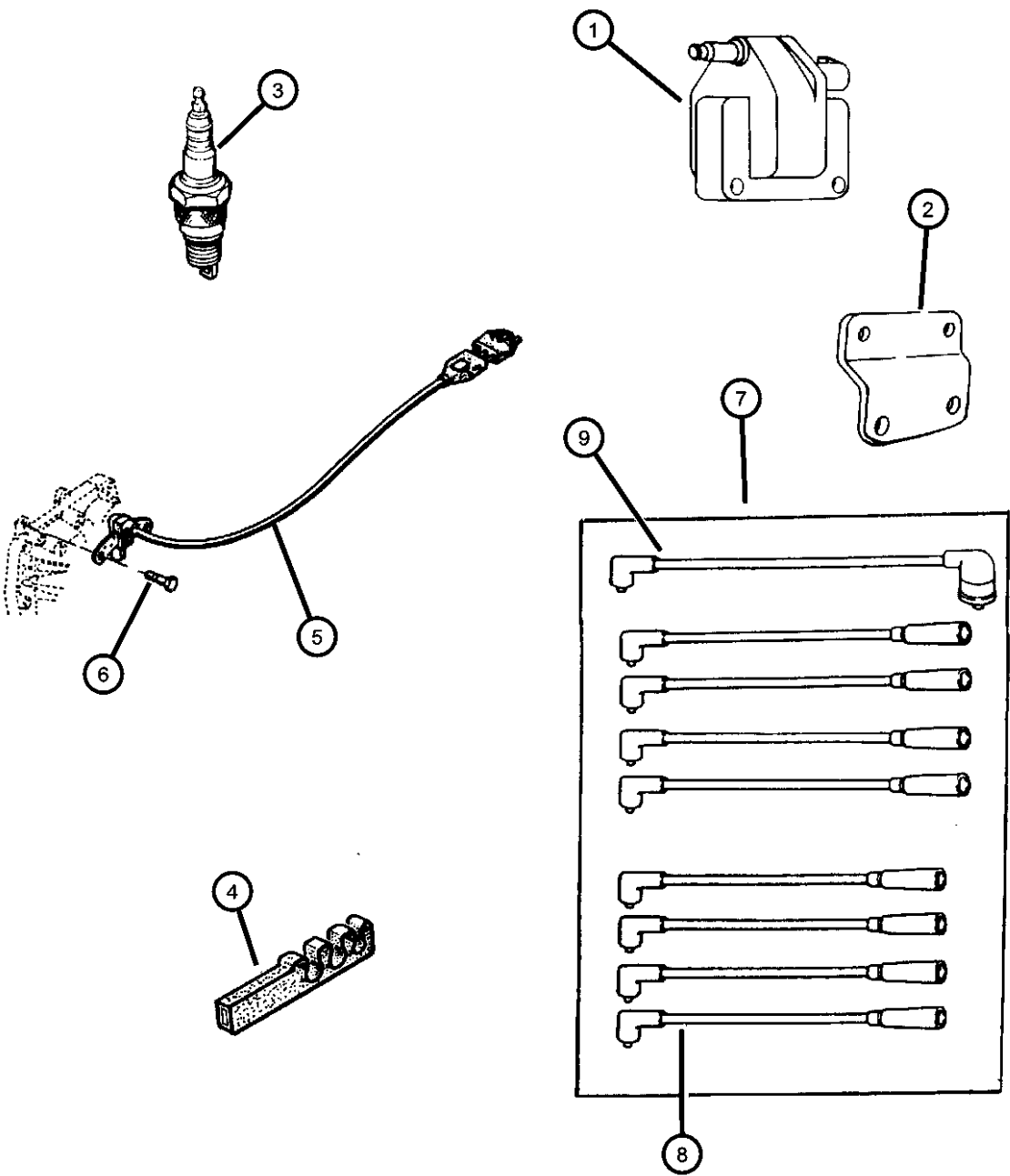
Spark Plugs, Cables, and Coils 4.0  
Figure 8-1905



ITEM	PART NUMBER	QTY	LINE	SERIES	BODY	ENGINE	TRANS	TRIM	DESCRIPTION
1	56028172	1				ER0			COIL, Ignition
2	56041057	1				ER0			CABLE, Ignition Coil
3	56027275	6				ER0			SPARK PLUG, RC-12-LYC5
	OSP00436								Canadian Aftermarket Part
4									CABLE, Ignition
	33007157	1				ER0			#2
	33007158	1				ER0			#3
		1				ER0			#4
	53008069	1				ER0			#5
	53008070	1				ER0			#1
	53008628	1				ER0			#6
5	83507178	1				ER0			CABLE PACKAGE, Ignition, Ignition, (Includes Coil Wire)
	SPC40604AA								Mopar Tune Up Kit (Contains Cap Rotor and Spark Plug Wires)
	SPW07059AA								Mopar V-Line Alternative Part
6	04897321AA	1				ER0	DGK		SENSOR PACKAGE, Crankshaft Position
-7	56041008	1				ER0	DG0		SHIELD, Wiring, Sensor Cover
8	56026890	1				ER0			BRACKET, Ignition Coil
9	33007154	1				ER0			SEPERATOR, Ignition Cable, Ignition Wire
10	06033560	2				ER0			NUT AND WASHER, Hex Nut-Coned Washer, .25-20, (1/4x20)

GRAND CHEROKEE (ZJ)		BODY		ENGINE		TRANSMISSION	
SERIES	LINE						
L = LOWLINE	T = JEEP - 2WD J = JEEP - 4WD	74 = SPORT UTILITY 4-DR		ELF = 5.2L V8 MPI Engine EML = 5.9L V8 MPI Engine ERH = 4.0L Power Tech I-6 Engine		DGK = 4-Spd. Automatic 42RE Transmission DGT = 4-Spd. Automatic 46RE Transmission DGW = TRANSMISSION - 4-SPD. AUTOMATIC, 44RE DGO = ALL AUTOMATIC TRANSMISSIONS	

Spark Plugs, Cables and Coils 5.2 & 5.9  
Figure 8-1910



ITEM	PART NUMBER	QTY	LINE	SERIES	BODY	ENGINE	TRANS	TRIM	DESCRIPTION
1	56028172	1				EL0, EM0			COIL, Ignition
2	56026891	1				EL0, EM0			BRACKET, Ignition Coil
3	56028189	8				EL0, EM0			SPARK PLUG
	OSP00479								Canadian Aftermarket Part
4									SEPERATOR, Ignition Cable
	56027089	2				EL0, EM0			3 Wire
	56028186	1				EL0, EM0			1 Wire
	56041333AA	2				EL0, EM0			5 Wire
5	56027870	1				EL0, EM0			SENSOR, Crankshaft Position, Crankshaft Position
6	06035652	2				EL0, EM0			SCREW AND WASHER, Hex Head, .312-18x.75
7	04728190	1				EL0, EM0			CABLE PACKAGE, Ignition
	SPC52595AA								Mopar Tune Up Kit (Contains Cap Rotor and Spark Plug Wires)
8									CABLE, Ignition
	56027064	1				EL0, EM0			#1
	56027065	1				EL0, EM0			#2
	56027066	1				EL0, EM0			#3
	56027067	1				EL0, EM0			#4
	56027068	1				EL0, EM0			#5
	56027069	1				EL0, EM0			#6
	56027115	2				EL0, EM0			#7 & 8
9	56027055	1				EL0, EM0			CABLE, Ignition Coil

GRAND CHEROKEE (ZJ)		BODY		ENGINE	TRANSMISSION
SERIES	LINE				
L = LOWLINE	T = JEEP - 2WD J = JEEP - 4WD	74 = SPORT UTILITY 4-DR		ELF = 5.2L V8 MPI Engine EML = 5.9L V8 MPI Engine ERH = 4.0L Power Tech I-6 Engine	DGK = 4-Spd. Automatic 42RE Transmission DGT = 4-Spd. Automatic 46RE Transmission DGW = TRANSMISSION - 4-SPD. AUTOMATIC, 44RE DGO = ALL AUTOMATIC TRANSMISSIONS

# Group - 08A

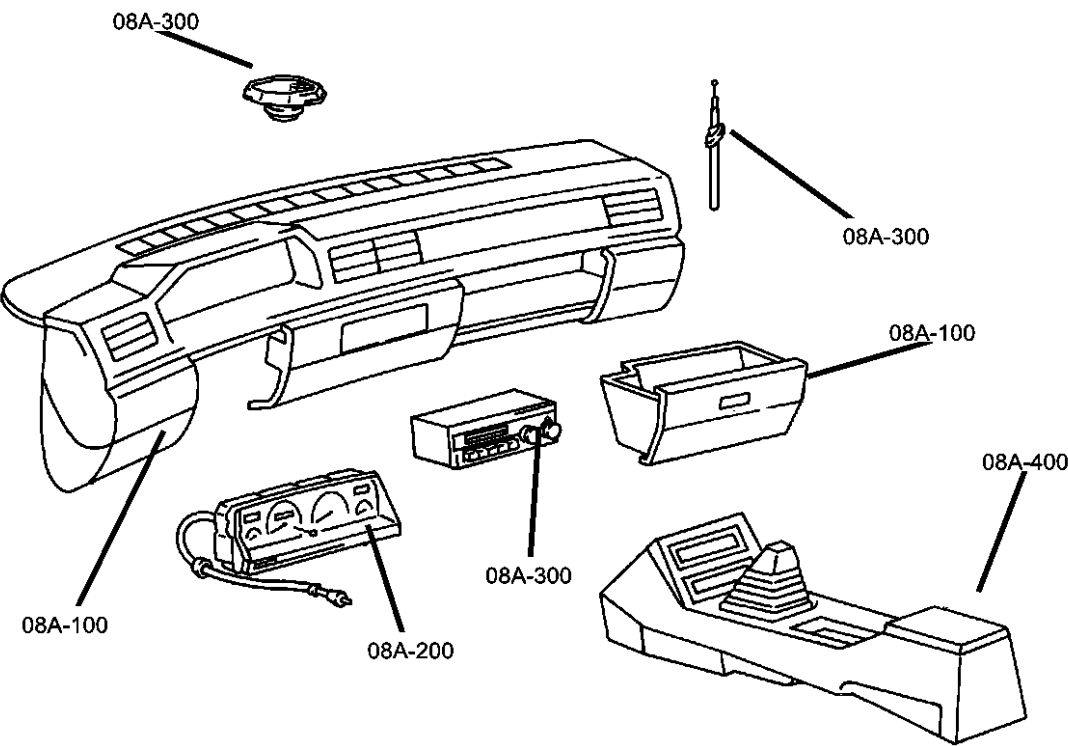
## Instrument Panel and Radios and Consoles

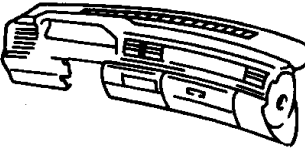
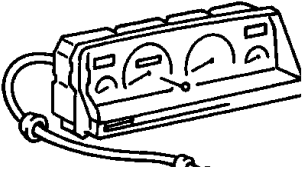

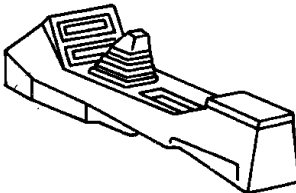
### Group - 08A Instrument Panel and Radios and Consoles

Illustration Title

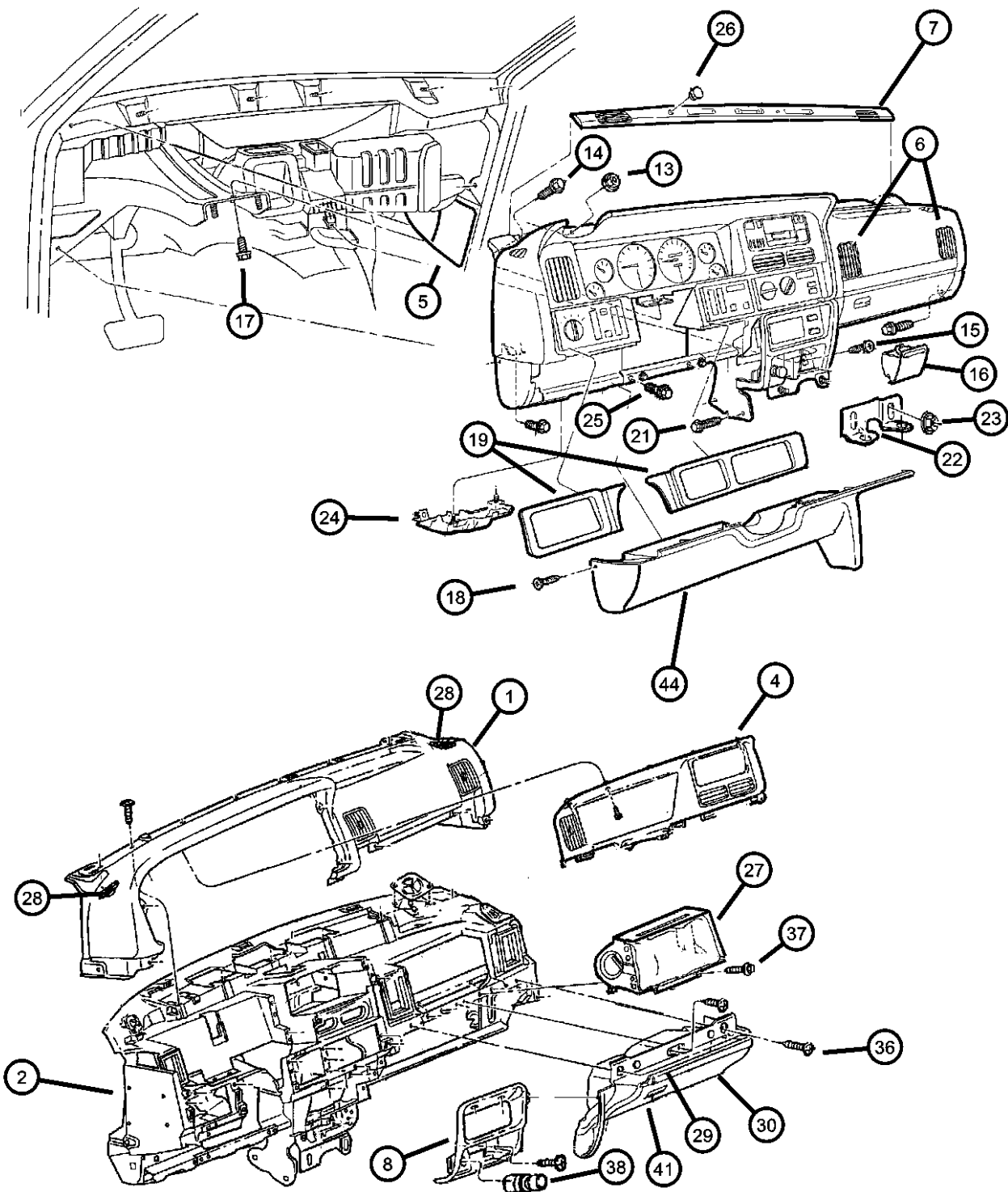
Group-Fig. No.

<b>Instrument Panel</b>	
Instrument Panel .....	Fig. 08A - 110
<b>Instrument Panel Cluster</b>	
Cluster .....	Fig. 08A - 205
<b>Radio, Antenna, and Speakers</b>	
Radio .....	Fig. 08A - 310
Speakers .....	Fig. 08A - 315
Antenna .....	Fig. 08A - 320
<b>Consoles</b>	
Console, Floor .....	Fig. 08A - 405
Console, Overhead .....	Fig. 08A - 410



<b>08A-100</b> Instrument Panel	<b>08A-200</b> Instrument Panel Cluster	<b>08A-300</b> Radio, Antenna, and Speakers	<b>08A-400</b> Consoles
			

Instrument Panel  
Figure 08A-110



ITEM	PART NUMBER	QTY	LINE	SERIES	BODY	ENGINE	TRANS	TRIM	DESCRIPTION
------	-------------	-----	------	--------	------	--------	-------	------	-------------

P.A.R. = Paint as Required    LAZ = Vehicle Information Center

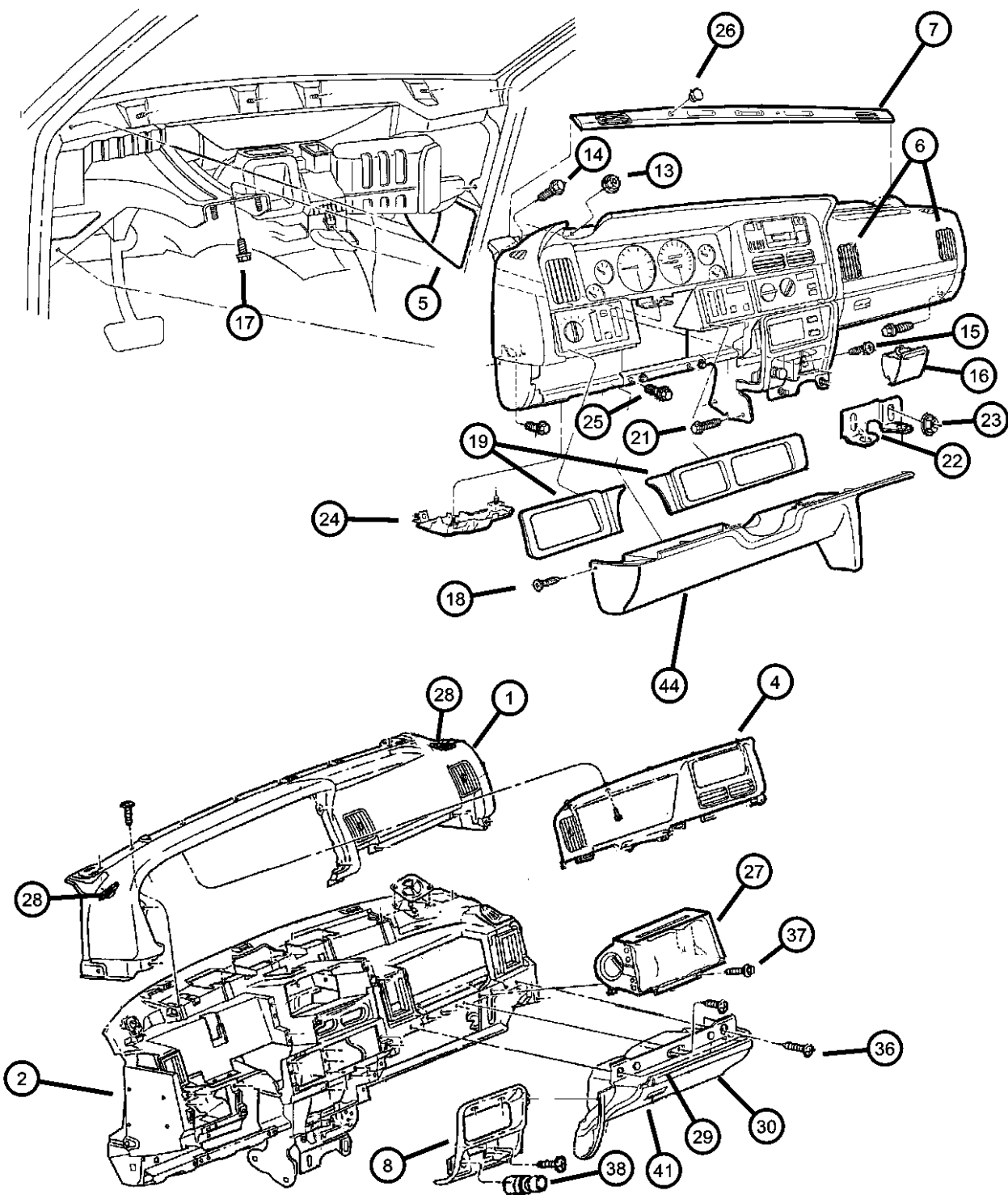
1									PAD, Instrument Panel
	5DT341T9AB	1							Tan T6
	5DT34TAZAB	1							Agate AZ
2	55115109AC	1							FRAME, Instrument Panel
-3	04732089AB	1							BRACKET, Air Bag
4	55116241	1							BEZEL, Instrument Cluster
5									PANEL, Fuse Box Access
	5FF79SAZ	1							Agate
	5FF79SC3	1							Mist Gray
	5FF79ST6	1							Spice/Saddle
6	5DT35DX9	2							OUTLET, Air Conditioning & Heater, Black
7	5DT40SC8	1							COVER, Instrument Panel, Cirrus Paint As Required
8	55115113AB	1							BEZEL, Instrument Panel, Center, (Black) Included Power Outlet Assembly
-9	56006927	1							POWER OUTLET
-10	55115322	1							DOOR, Power Outlet, Center Bezel
-11	55115665	4							BUMPER, Rubber
-12	J4000093	2							BUMPER, Glove Box Door
13	06502843	4							NUT AND WASHER, Hex Nut-Coned Washer, M6 x 1.00
14	06502843	4							SCREW/WASHER, (NOT SERVICED)
15	J4003671	1							SCREW, Tapping, .164-18x.625
16	55115121	1							ASH RECEIVER, Instrument Panel
17	06101786	1							SCREW, Self Tapping, M6x1x15
18	06032723	7							SCREW, Self Tapping, M4.2x1.69x19.05
19									BEZEL, Instrument Panel Switch
	55115116	1							Burl, Right
	55115117	1							Burl, Left
	55116340AA	1							Maple, Right
	55116341AA	1							Maple, Left

GRAND CHEROKEE (ZJ)									
SERIES	LINE								
L = LOWLINE	T = JEEP - 2WD J = JEEP - 4WD								
		BODY				ENGINE			TRANSMISSION
		74 = SPORT UTILITY 4-DR				ELF = 5.2L V8 MPI Engine			DGK = 4-Spd. Automatic 42RE
						EML = 5.9L V8 MPI Engine			Transmission
						ERH = 4.0L Power Tech I-6 Engine			DGT = 4-Spd. Automatic 46RE
									Transmission
									DGW = TRANSMISSION - 4-SPD. AUTOMATIC, 44RE
									DGO = ALL AUTOMATIC TRANSMISSIONS

AR = use ase required    - = Non illustrated part



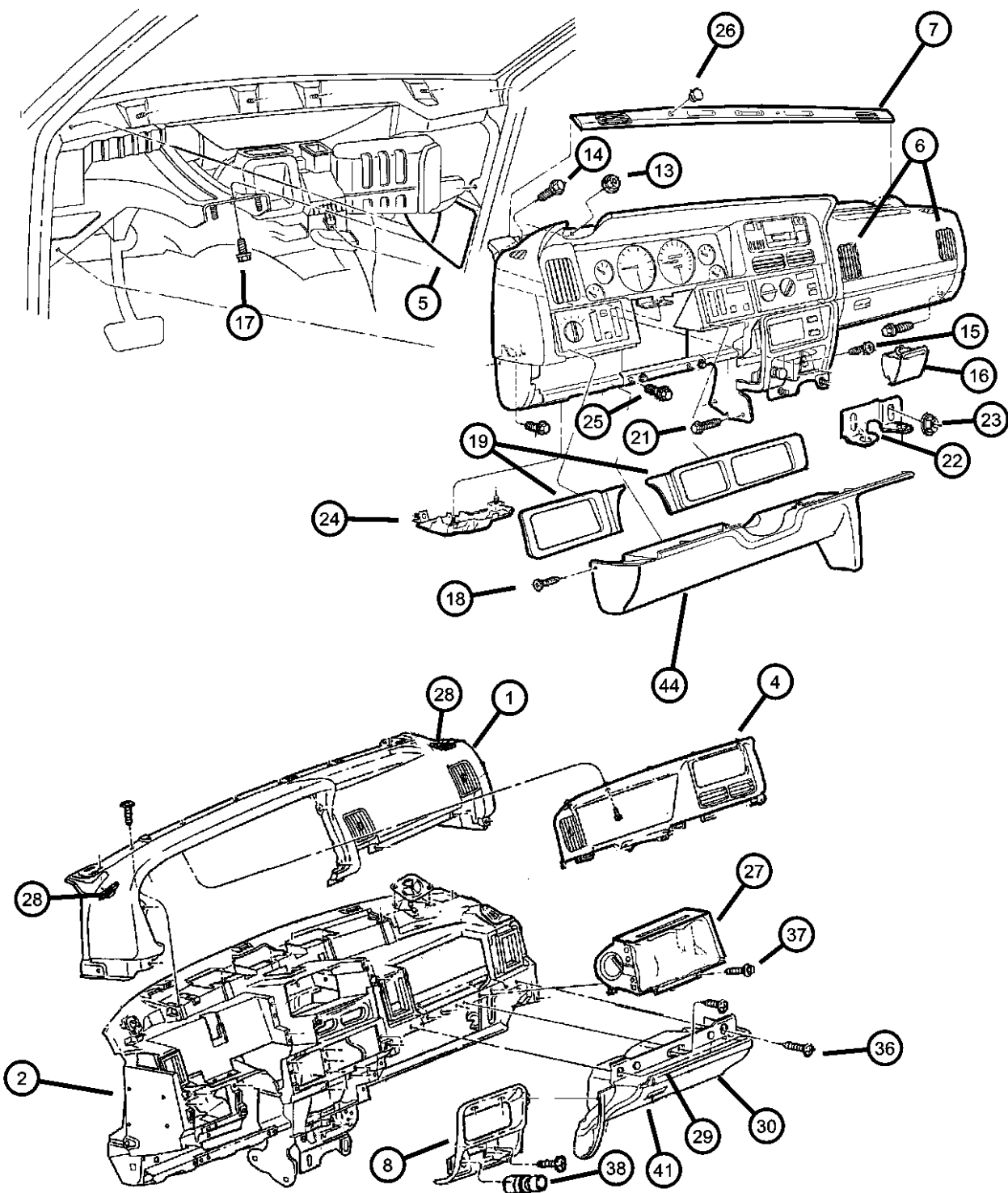
Instrument Panel  
Figure 08A-110



ITEM	PART NUMBER	QTY	LINE	SERIES	BODY	ENGINE	TRANS	TRIM	DESCRIPTION
-20	55115329	1							OUTLET, Demister, Center Duct
21	06033486	14	J						SCREW AND WASHER
22	55115994	1							BRACKET, Instrument Panel
23	06100051	4							NUT AND WASHER, Hex Nut-Coned Washer, M8 x 1.25
24	55115963	1							COVER, Wiring Protector
25	06101786	4							SCREW, Self Tapping, M6x1x15
26									PLUG, Solar Sensor
	5DX77SAZ	1							Agate
	5DX77SC8	1							Gray
	5EL11SAZ	1							Agate Ultra Light Sensor without auto headlamps
	5EL11SC8	1							Gray Ultra Light Sensor without auto headlamps
27	55314704AD	1							AIR BAG, Passenger
28									GRILLE, Instrument Panel Demister
	5DS18SC8	1							Paint As Required, Right
	5DS19SC8	1							Paint As Required, Left
29									MOLDING, Glove Box
	55115123	1							Burl
	55116345AA	1							Maple
30									DOOR, Glove Box
	5DW84SAZ	1							Agate
	5DW84SC8	1							Gray
	5DW84VT9	1							Tan
-31	0KK41LAZAB	1							BEZEL, Glove Box, [P.A.R.]
-32	55115327	1							STRIKER, Glove Box Door Latch
-33	04524343	2							BUMPER, Glove Box Door
-34	04565022	1							SWITCH AND LAMP, Glove Box
-35	55115326	1							HINGE, Glovebox
36	06032723	2							SCREW, Self Tapping, M4.2x1.69x19.05
37	06101786	4							SCREW, Self Tapping, M6x1x15

GRAND CHEROKEE (ZJ)									
SERIES		LINE		BODY		ENGINE		TRANSMISSION	
L = LOWLINE		T = JEEP - 2WD J = JEEP - 4WD		74 = SPORT UTILITY 4-DR		ELF = 5.2L V8 MPI Engine EML = 5.9L V8 MPI Engine ERH = 4.0L Power Tech I-6 Engine		DGK = 4-Spd. Automatic 42RE Transmission DGT = 4-Spd. Automatic 46RE Transmission DGW = TRANSMISSION - 4-SPD. AUTOMATIC,44RE DGO = ALL AUTOMATIC TRANSMISSIONS	

Instrument Panel  
Figure 08A-110

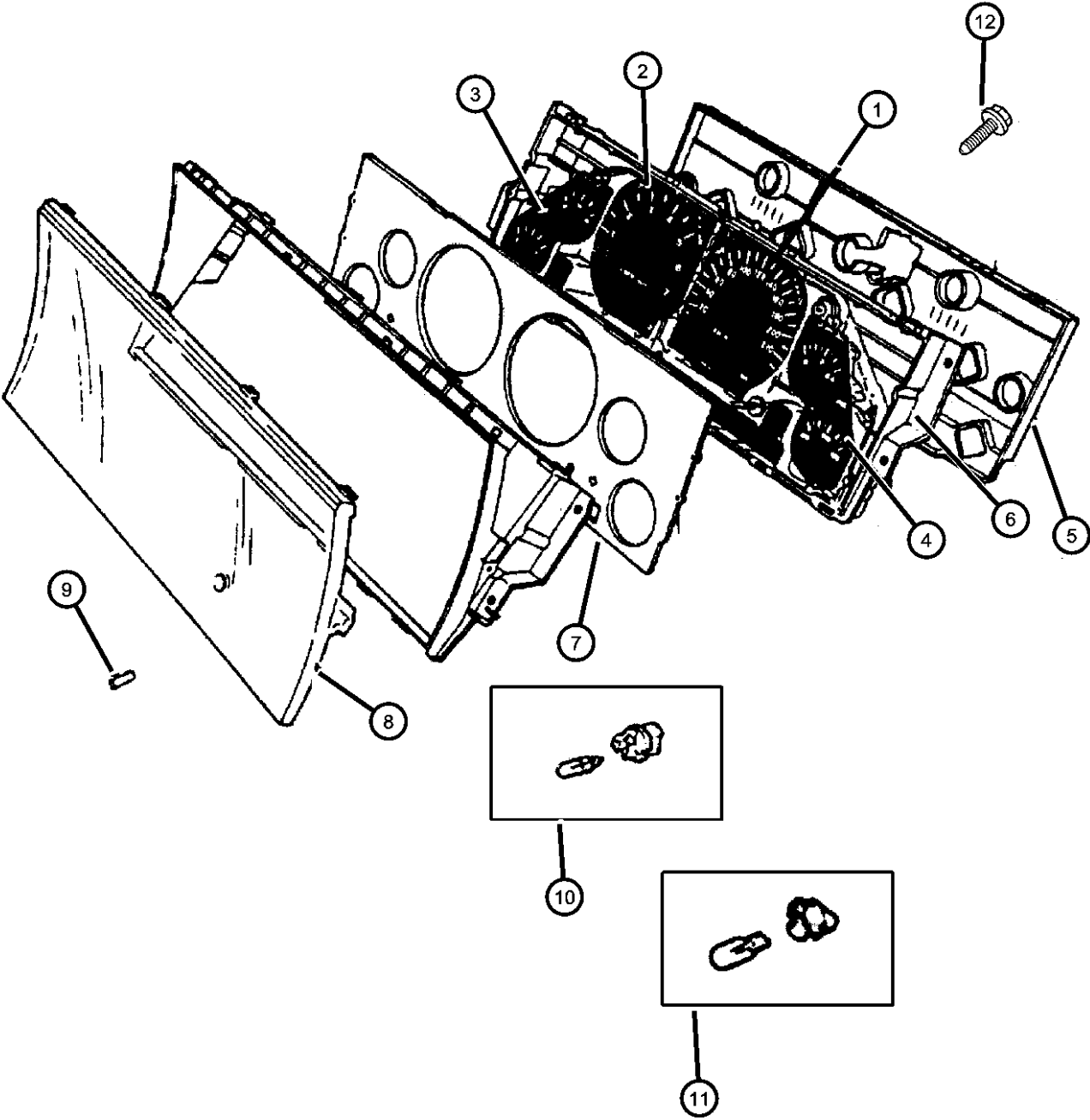


ITEM	PART NUMBER	QTY	LINE	SERIES	BODY	ENGINE	TRANS	TRIM	DESCRIPTION
38	04685370	1							KNOB AND ELEMENT, Cigar Lighter
-39	04685451	1							BASE, Cigar Lighter
-40	04685371AB	1							LAMP, Cigar Lighter
41									LATCH, Glovebox Door
	5DW86SAZ	1							Agate
	5DW86SC8	1							Mist Gray
	5DW86VT9	1							Tan
-42	56042447	1							MODULE, Message Center, With [LAZ]
-43	56007350	1	J						MODULE, Graphic Display, Without [LAZ]
44	5FM29SC8	1							COVER, Instrument Panel, Steering Column Opening, Cirrus (Paint As Required)

GRAND CHEROKEE (ZJ)				
SERIES	LINE	BODY	ENGINE	TRANSMISSION
L = LOWLINE	T = JEEP - 2WD J = JEEP - 4WD	74 = SPORT UTILITY 4-DR	ELF = 5.2L V8 MPI Engine EML = 5.9L V8 MPI Engine ERH = 4.0L Power Tech I-6 Engine	DGK = 4-Spd. Automatic 42RE Transmission DGT = 4-Spd. Automatic 46RE Transmission DGW = TRANSMISSION - 4-SPD. AUTOMATIC, 44RE DGO = ALL AUTOMATIC TRANSMISSIONS

AR = use ase required - = Non illustrated part

Cluster  
Figure 08A-205



ITEM	PART NUMBER	QTY	LINE	SERIES	BODY	ENGINE	TRANS	TRIM	DESCRIPTION
Case components, are serviced in the Circuit Board Assembly Mask 1 is located above gauges Mask 2 is located on the face/front of the cluster									
1	04798828	1							GAUGE, Speedometer
	04798829	1							MPH
	04798832	1							KPH
2	04798832	1							GAUGE, Tachometer
3	04798837	1							GAUGE, Fuel And Volt
	04798838	1							With Fuel Graphic
	04897998AA	1							Without Fuel Graphic
									With Fuel Graphic (Premium Unleaded Fuel)
4	04798834	1							GAUGE, Temperature And Oil
	04798835	1							US
	04798835	1							Canada
5	04874997	1							CASE, Cluster, Serviced in Printed Circuit Board, (NOT SERVICED), BOARD, Circuit
	04875000	1							[MPH]
6									[KPH]
7	04798823	1							MASK, Instrument Cluster
	04798824	1							Inner
	04798826	1							Outer
8	04638220	1							LENS, Cluster
9	04798827	9							KNOB, Odometer Reset
10	L00PC194	7							LAMP, Bulb And Socket
11	04798995	24							LAMP, Bulb And Socket
12	04897987AA	1							SCREW, Gauge Mounting
-13	04897989AA	1							LENS, Telltale
									[MPH]
									[KPH]

GRAND CHEROKEE (ZJ)

SERIES LINE  
L = LOWLINE T = JEEP - 2WD  
J = JEEP - 4WD

BODY  
74 = SPORT UTILITY 4-DR


ENGINE  
ELF = 5.2L V8 MPI Engine  
EML = 5.9L V8 MPI Engine  
ERH = 4.0L Power Tech I-6 Engine

TRANSMISSION  
DGK = 4-Spd. Automatic 42RE Transmission  
DGT = 4-Spd. Automatic 46RE Transmission  
DGW = TRANSMISSION - 4-SPD. AUTOMATIC, 44RE  
DGO = ALL AUTOMATIC TRANSMISSIONS

AR = use ase required - = Non illustrated part

1998 ZJ

Radio  
Figure 08A-310



ITEM	PART NUMBER	QTY	LINE	SERIES	BODY	ENGINE	TRANS	TRIM	DESCRIPTION
------	-------------	-----	------	--------	------	--------	-------	------	-------------

[RAS]=AM/FM Cassette  
[RAZ]=AM/FM w/CD & Cassette  
[RBN]=AM/FM Cassette w/Control

1	04704386AB	1
2	04858556AC	1
3	04704383AD	1
-4	56007524	1

RADIO, AM/FM Cassette with CD Control, [RBN]  
RADIO, AM/FM Cassette, [RAS]  
RADIO, AM/FM with CD and Cassette, [RAZ]  
STRAP, Ground

GRAND CHEROKEE (ZJ)

SERIES	LINE
L = LOWLINE	T = JEEP - 2WD J = JEEP - 4WD

BODY
74 = SPORT UTILITY 4-DR

ENGINE
ELF = 5.2L V8 MPI Engine EML = 5.9L V8 MPI Engine ERH = 4.0L Power Tech I-6 Engine

TRANSMISSION
DGK = 4-Spd. Automatic 42RE Transmission DGT = 4-Spd. Automatic 46RE Transmission DGW = TRANSMISSION - 4-SPD. AUTOMATIC,44RE DGO = ALL AUTOMATIC TRANSMISSIONS

AR = use ase required - = Non illustrated part

Speakers  
Figure 08A-315

ITEM	PART NUMBER	QTY	LINE	SERIES	BODY	ENGINE	TRANS	TRIM	DESCRIPTION
------	-------------	-----	------	--------	------	--------	-------	------	-------------

NOTE: ZJ uses "Chrysler" Radio  
[RCD] = 4 Speaker System  
[RCG] = 8 Speaker Infinity System  
[RCM] = 10 Speaker Infinity System

1	56042100	2							SPEAKER, Instrument Panel, (RCG)(RCM)
2	06032723	8							SCREW, Self Tapping, M4.2x1.69x19.05
3	06031138	AR							NUT
4									SPEAKER, Door
	56008731AD	2							With [RCG RCM], Front Door
	56038548AA	2							With [RCD], Front Door
5									SPEAKER, Door
	56007349	2							[RCD]
	56008731AB	2							[RCM]
	56009340AD	2							[RCG], Rear Door
-6									GRILLE, Speaker
	0PH92SAZ	1							Agate, Right Door
	0PH92SC3	1							Mist Gray, Right Door
	0PH92ST6	1							Tan, Right Door
	0PH93SAZ	1							Agate, Left Door
	0PH93SC3	1							Mist Gray, Left Door
	0PH93ST6	1							Tan, Left Door
-7	55216704	1							NAMEPLATE, Speaker Grille
-8	56042752	2							SPEAKER, 5.25", Sound Bar
-9	56042267	2							SPEAKER, Tweeter, Sound Bar
10	04883494AA	1							WIRING, Speaker
11									SPACER, Speaker Housing
	04883514AA	3							20mm Wide 10mm Long
	04883515AA	2							12mm Wide 15mm Long
12	0QR91LAZAA	1							HOUSING, Speaker
13	55196810AB	1							BRACKET, Speaker, With Stud
14	0QR90LAZAA	5							CAP, Screw Cover
15	5FJ77LAZ	1							PLUG
16	04883513AA	4							SCREW, Tapping

GRAND CHEROKEE (ZJ)

SERIES LINE  
L = LOWLINE T = JEEP - 2WD  
J = JEEP - 4WD

BODY  
74 = SPORT UTILITY 4-DR

ENGINE  
ELF = 5.2L V8 MPI Engine  
EML = 5.9L V8 MPI Engine  
ERH = 4.0L Power Tech I-6  
Engine

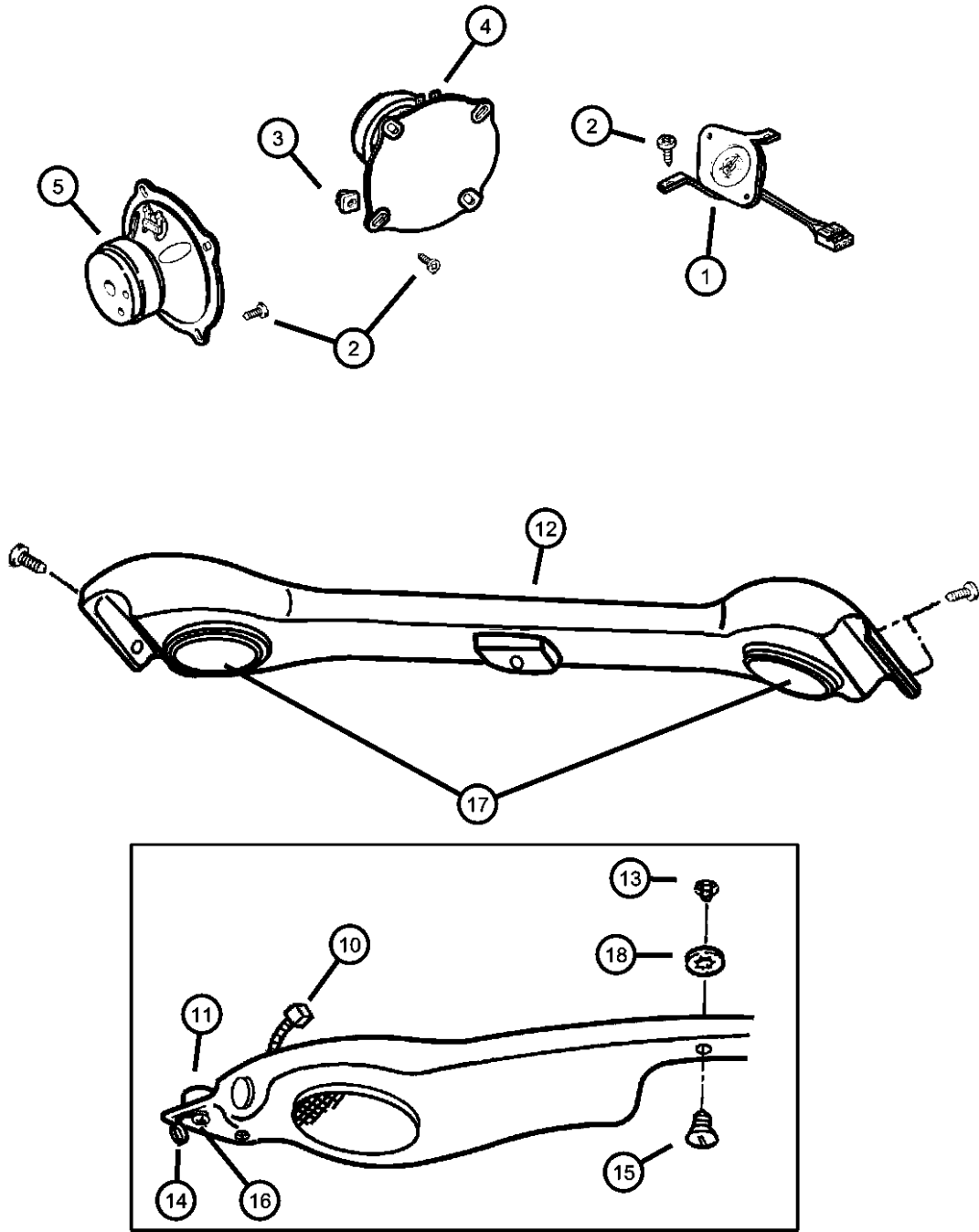
TRANSMISSION  
DGK = 4-Spd. Automatic 42RE  
Transmission  
DGT = 4-Spd. Automatic 46RE  
Transmission  
DGW = TRANSMISSION - 4-SPD.  
AUTOMATIC, 44RE  
DGO = ALL AUTOMATIC  
TRANSMISSIONS

AR = use ase required - = Non illustrated part

1998 ZJ

Speakers  
Figure 08A-315

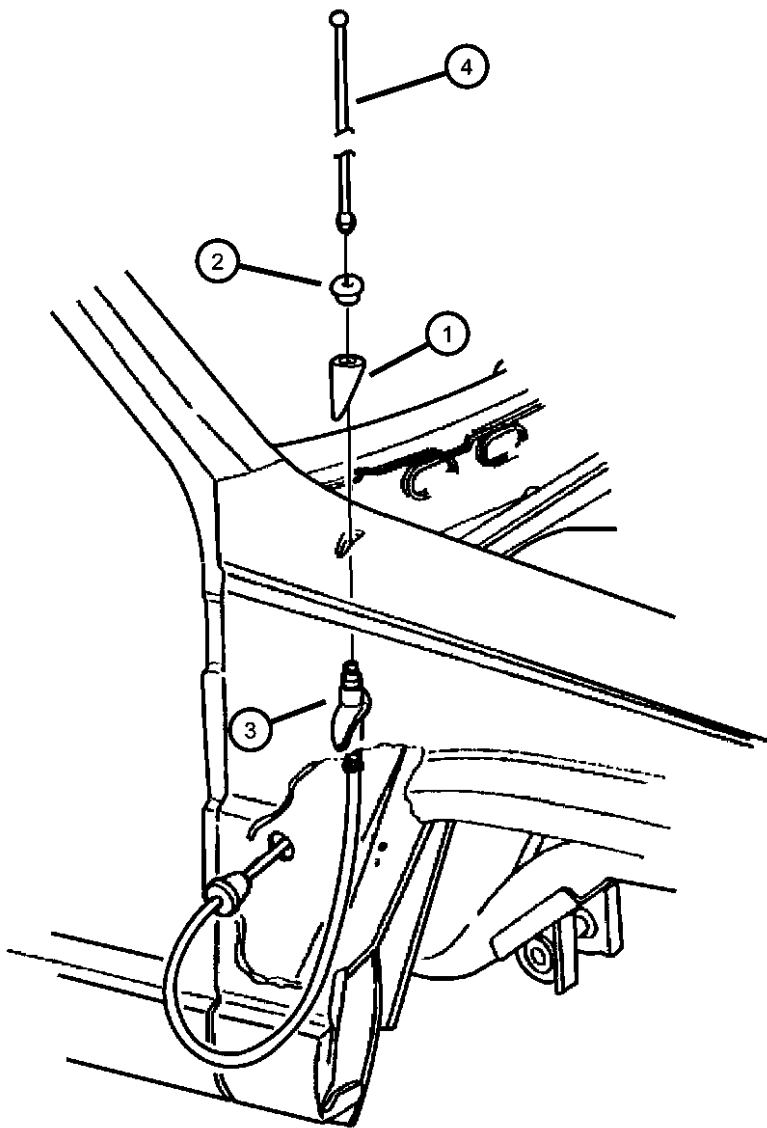
ITEM	PART NUMBER	QTY	LINE	SERIES	BODY	ENGINE	TRANS	TRIM	DESCRIPTION
17	04882388	2							GRILLE, Speaker
18	04883495AA	2							NUT, Push On
-19									AMPLIFIER, Radio
	56007499	1							[RCG]
	56038530AA	1							[RCM]



GRAND CHEROKEE (ZJ)				
SERIES	LINE	BODY	ENGINE	TRANSMISSION
L = LOWLINE	T = JEEP - 2WD J = JEEP - 4WD	74 = SPORT UTILITY 4-DR	ELF = 5.2L V8 MPI Engine EML = 5.9L V8 MPI Engine ERH = 4.0L Power Tech I-6 Engine	DGK = 4-Spd. Automatic 42RE Transmission DGT = 4-Spd. Automatic 46RE Transmission DGW = TRANSMISSION - 4-SPD. AUTOMATIC, 44RE DGO = ALL AUTOMATIC TRANSMISSIONS

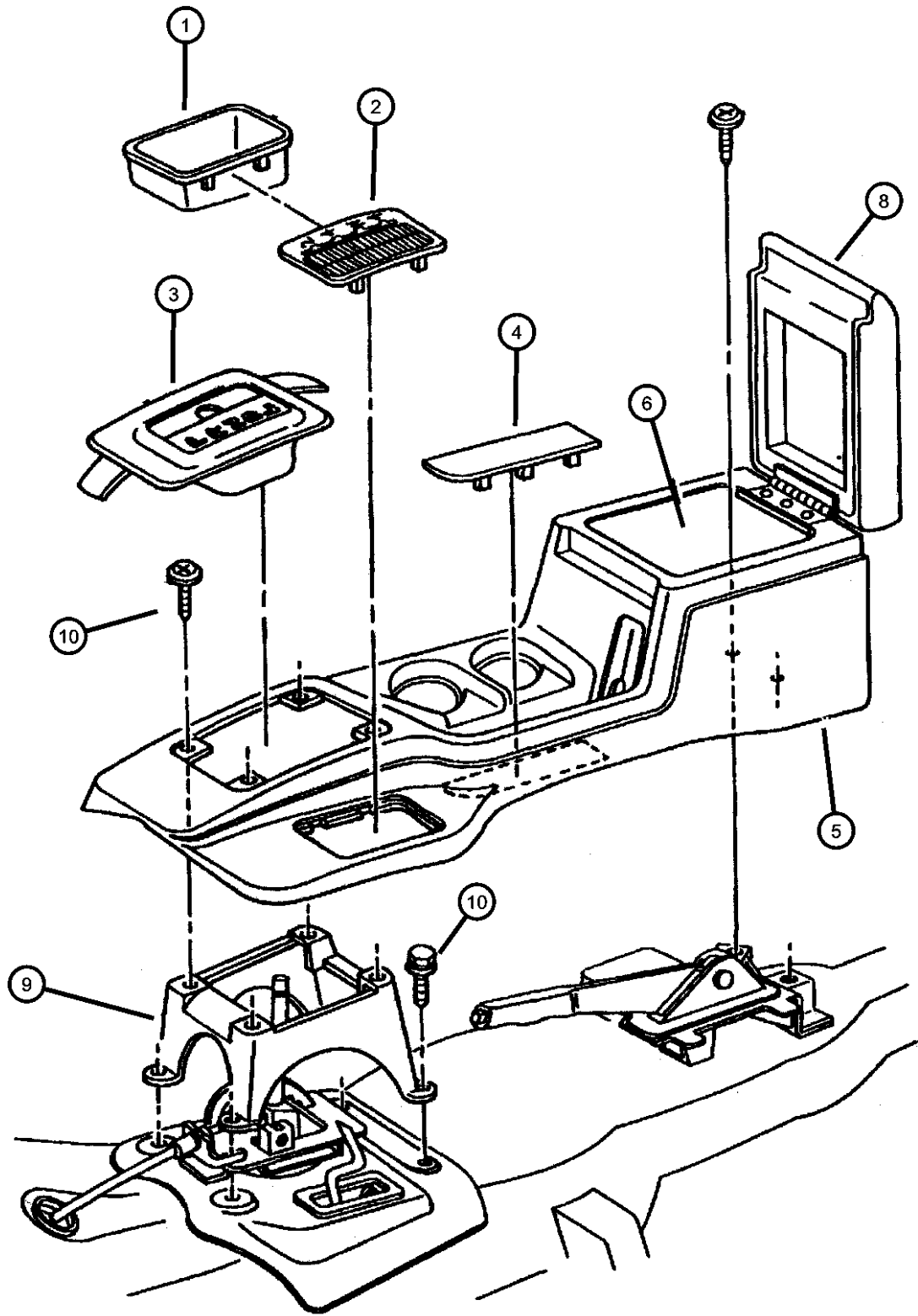
Antenna  
Figure 08A-320

ITEM	PART NUMBER	QTY	LINE	SERIES	BODY	ENGINE	TRANS	TRIM	DESCRIPTION
1	56007173	1							BASE, Antenna
2	56006828	1							CAP NUT, Antenna
3	56007363	1							BODY AND CABLE, Antenna
4	56038500AB	1							MAST, Antenna



GRAND CHEROKEE (ZJ)				
SERIES	LINE	BODY	ENGINE	TRANSMISSION
L = LOWLINE	T = JEEP - 2WD J = JEEP - 4WD	74 = SPORT UTILITY 4-DR	ELF = 5.2L V8 MPI Engine EML = 5.9L V8 MPI Engine ERH = 4.0L Power Tech I-6 Engine	DGK = 4-Spd. Automatic 42RE Transmission DGT = 4-Spd. Automatic 46RE Transmission DGW = TRANSMISSION - 4-SPD. AUTOMATIC, 44RE DGO = ALL AUTOMATIC TRANSMISSIONS

Console, Floor  
Figure 08A-405



ITEM	PART NUMBER	QTY	LINE	SERIES	BODY	ENGINE	TRANS	TRIM	DESCRIPTION
1	55030314	1	T						COVER, Transfer Case Lever Hole, Control Shift Lever Hole w/2WD
2									BEZEL, Transfer Case
	55115772	1	J						242 Transfer Case
	55115773	1	J						249 Transfer Case
3									BEZEL, Floor Console
	55115969	1							Shift Bezel Woodgrain
	55116071	1							Shift Bezel Black
4	5EP14SAZ	1							BEZEL, Park Brake Opening, Agate
5									CONSOLE, Floor
	5DY05SAZ	1							Agate
	5DY05SC3	1							Mist Gray
	5DY05ST6	1							Tan
6	55115230	1							BIN, Floor Console
-7	06032838	3							CLIP, .500x.417x.500
8									LID, Floor Console Bin, With Cupholder
	5DT46SAZ	1							Agate
	5DT46SC3	1							Mist Gray
	5DT46ST6	1							Tan
	5FZ62LAZAA	1							Agate Leather Wrapped
9	55116124	1							BRACKET, Floor Pan
10	55116124	1							SCREW, .190-16 X .750, (NOT SERVICED)
-11	55196820AA	1							CUPHOLDER, Console, Molded Rubber Fits in Cupholder
-12									WIRING, Indicator Lamp
	56006333AB	1	J						Console [PRNDL] and Transfer Case
	56006334AB	1	T						Console [PRNDL]

GRAND CHEROKEE (ZJ)

SERIES LINE  
L = LOWLINE T = JEEP - 2WD  
J = JEEP - 4WD

BODY  
74 = SPORT UTILITY 4-DR

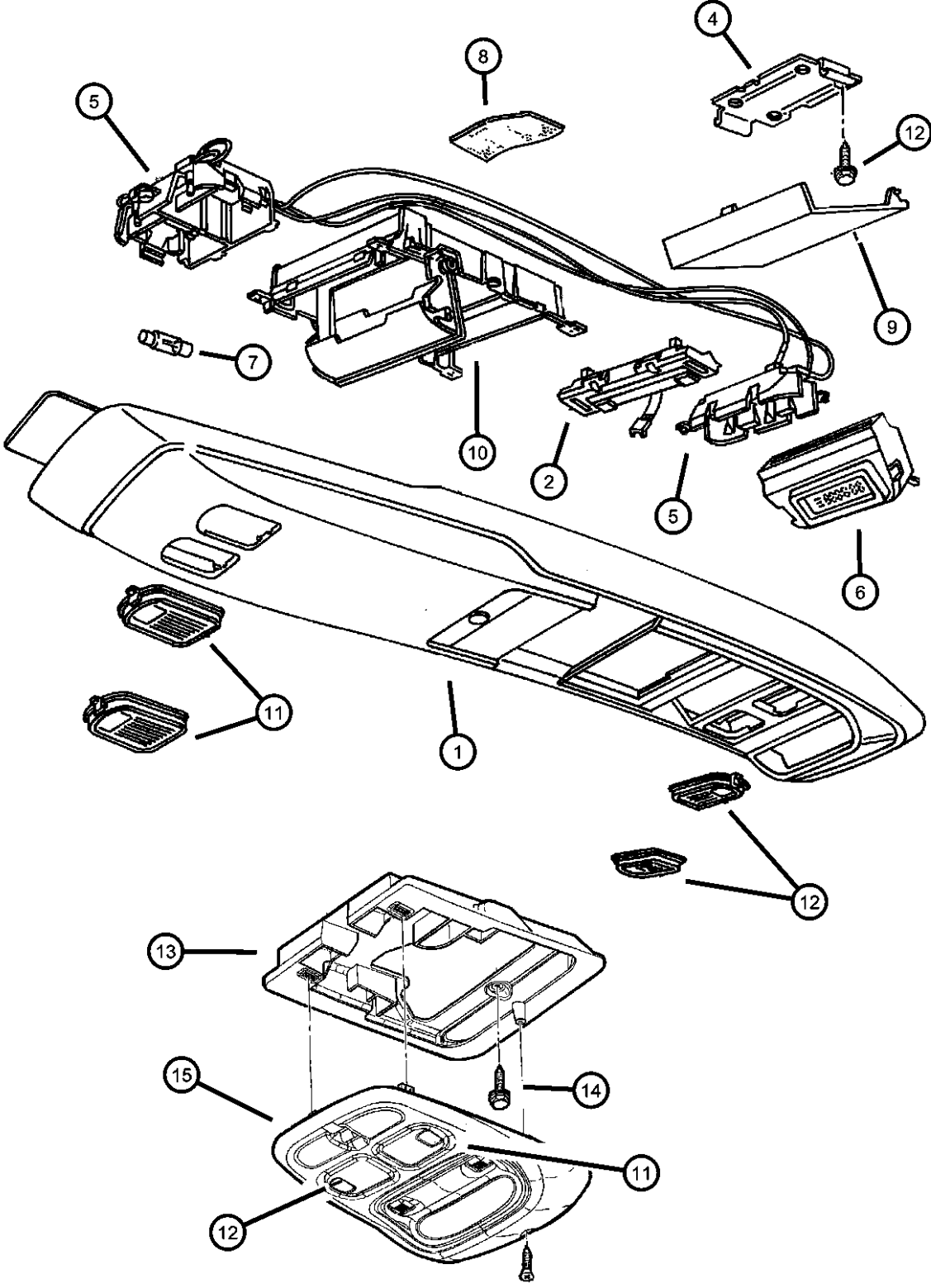
ENGINE  
ELF = 5.2L V8 MPI Engine  
EML = 5.9L V8 MPI Engine  
ERH = 4.0L Power Tech I-6 Engine

TRANSMISSION  
DGK = 4-Spd. Automatic 42RE Transmission  
DGT = 4-Spd. Automatic 46RE Transmission  
DGW = TRANSMISSION - 4-SPD. AUTOMATIC, 44RE  
DGO = ALL AUTOMATIC TRANSMISSIONS

AR = use ase required - = Non illustrated part



Console, Overhead  
Figure 08A-410



ITEM	PART NUMBER	QTY	LINE	SERIES	BODY	ENGINE	TRANS	TRIM	DESCRIPTION
NOTES: Refer to Serviced Manual for Calibrating Module.									
1	0PL85SAZ	1							HOUSING, Overhead Console
	0PL85SC1	1							Full, Agate
	0PL85ST6	1							Full, Mist Gray
2	04565031	2							Full, Tan
-3	04773572	1							SWITCH, Overhead Console Lamp
4	55033850	1							RETAINER, Overhead Console Switch
5	04863981	1							BRACKET, Overhead Console
	04863982	1							WIRING, Overhead Console
6	56042177AB	1							Mini
7	L0021202	2							Full
8	04798405	1							MODULE, Compass Temperature
9	04761965	1							BULB, 212-2
10	04761436	1							ADAPTER, Garage Door Button
11	05268175	1							DOOR, Garage Door Opener
	05268176	1							HOUSING AND DOOR, Overhead Console
12	05268175	1							LENS, Reading Lamp
	05268176	1							Right Rear
13	55196518	1							Left Rear
14	55196518	1							LENS, Reading Lamp
15	0LE65SAZ	1							Left Front
	0LE65SC1	1							Right Front
	0LE65ST6	1							BRACKET, Overhead Console, Mini Console
-16	04773571	1							SCREW, Pan Head, .164-18x.50, (NOT SERVICED)
-17	04773573	2							HOUSING, Overhead Console
									Mini, Agate
									Mini, Mist Gray
									Mini, Tan
									BEZEL, Overhead Console, Display Lens
									CLIP, Console, Console Mounting

GRAND CHEROKEE (ZJ)		BODY		ENGINE		TRANSMISSION	
SERIES	LINE						
L = LOWLINE	T = JEEP - 2WD J = JEEP - 4WD	74 = SPORT UTILITY 4-DR		ELF = 5.2L V8 MPI Engine EML = 5.9L V8 MPI Engine ERH = 4.0L Power Tech I-6 Engine		DGK = 4-Spd. Automatic 42RE Transmission DGT = 4-Spd. Automatic 46RE Transmission DGW = TRANSMISSION - 4-SPD. AUTOMATIC, 44RE DGO = ALL AUTOMATIC TRANSMISSIONS	

AR = use ase required - = Non illustrated part

# Group - 9

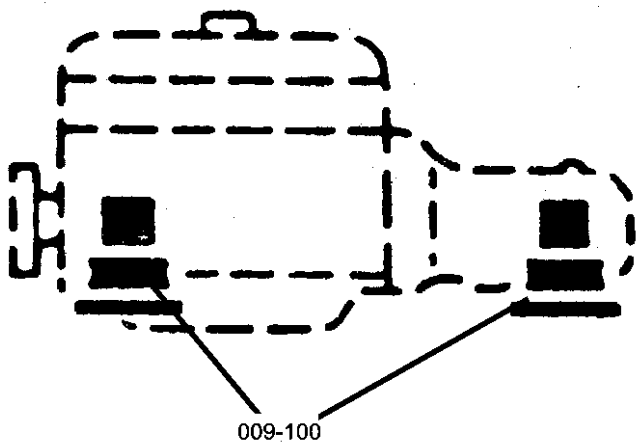
## Engine Mounting

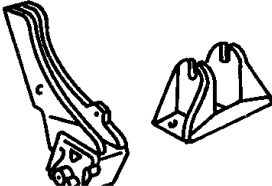
### Group - 9 Engine Mounting

Illustration Title

Group-Fig. No.

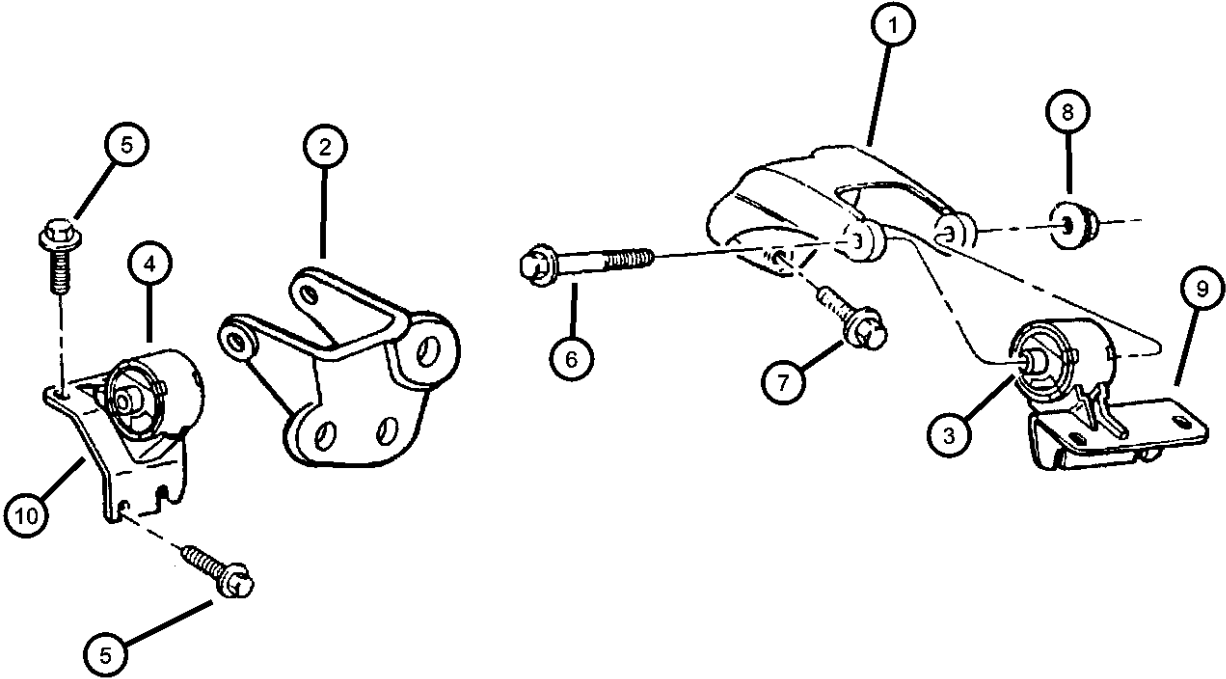
Engine Mounting	
Engine Mounting, Front.....	Fig. 9 - 110
Engine Mounting, Rear .....	Fig. 9 - 120
Engine Mounting, Front.....	Fig. 9 - 130
Engine Mounting, Rear .....	Fig. 9 - 140
Engine Mounting, Front.....	Fig. 9 - 150
Engine Mounting, Rear .....	Fig. 9 - 160



<div>009-100</div> <div>Engine Mounting</div> <div></div>			
---	--	--	--

Engine Mounting, Front  
Figure 9-110

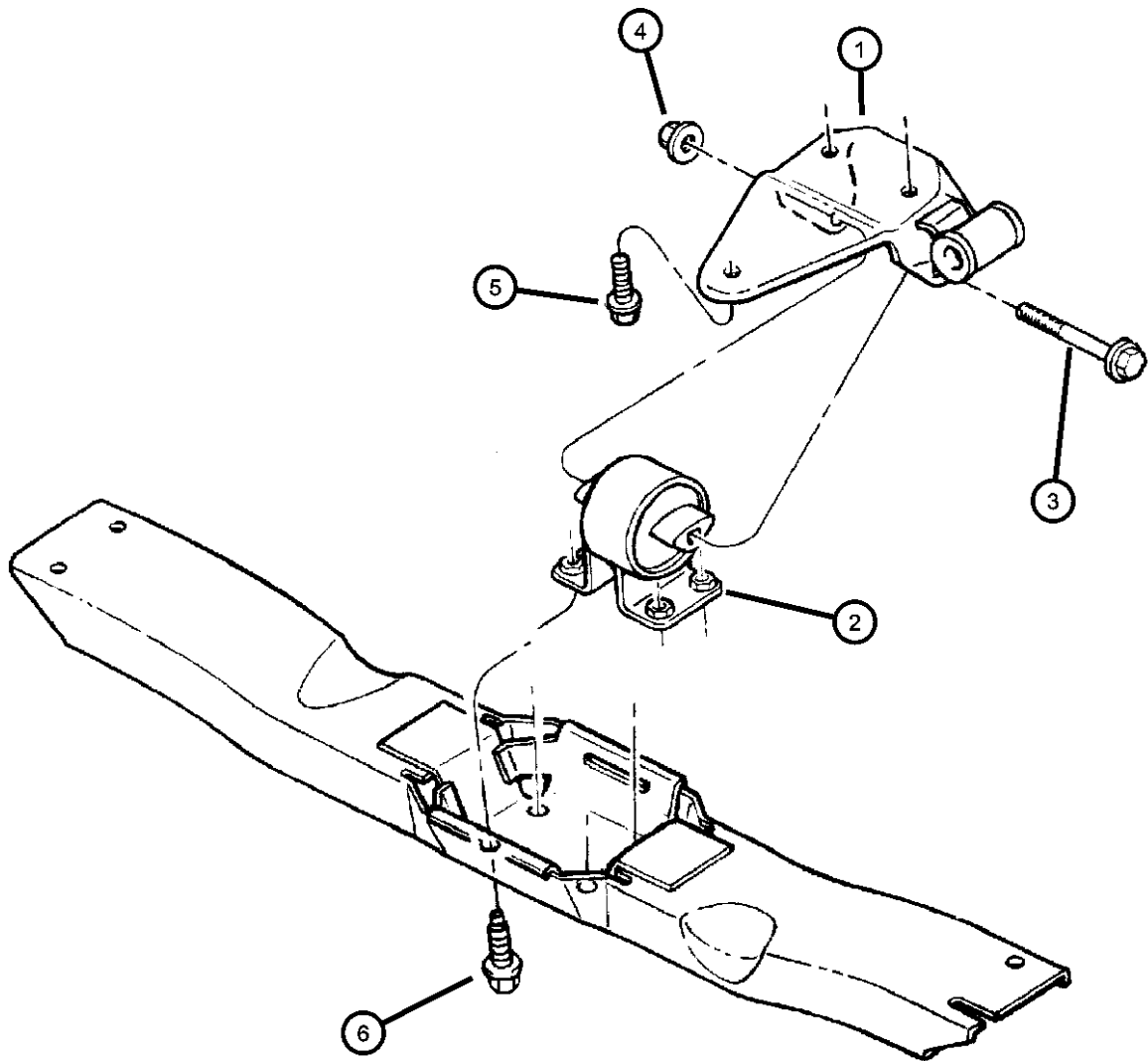
ITEM	PART NUMBER	QTY	LINE	SERIES	BODY	ENGINE	TRANS	TRIM	DESCRIPTION
1	52017829	1				ER0			BRACKET, Engine MountLeft
2	52017851	1				ER0			BRACKET, Engine MountRight
3	52058503AB	1				ER0			INSULATOR, Engine Mount
4	52058502	1				ER0			INSULATOR, Engine Mount
5	06503119	8				ER0			SCREW AND WASHER, Hex Head, M10x1.5x40
6	06504553	2							SCREW, Oval Head, SCREW
7	06034989	6				ER0			SCREW, Hex Head, .375-16x1.125
8	06502697	2							NUT, Hex Flange Lock, M12x1.75
9	52058503AB	1				ER0			INSULATOR, Engine Mount
10	52058502	1				ER0			INSULATOR, Engine Mount



GRAND CHEROKEE (ZJ)

SERIES	LINE	BODY	ENGINE	TRANSMISSION
L = LOWLINE	T = JEEP - 2WD J = JEEP - 4WD	74 = SPORT UTILITY 4-DR	ELF = 5.2L V8 MPI Engine EML = 5.9L V8 MPI Engine ERH = 4.0L Power Tech I-6 Engine	DGK = 4-Spd. Automatic 42RE Transmission DGT = 4-Spd. Automatic 46RE Transmission DGW = TRANSMISSION - 4-SPD. AUTOMATIC,44RE DGO = ALL AUTOMATIC TRANSMISSIONS

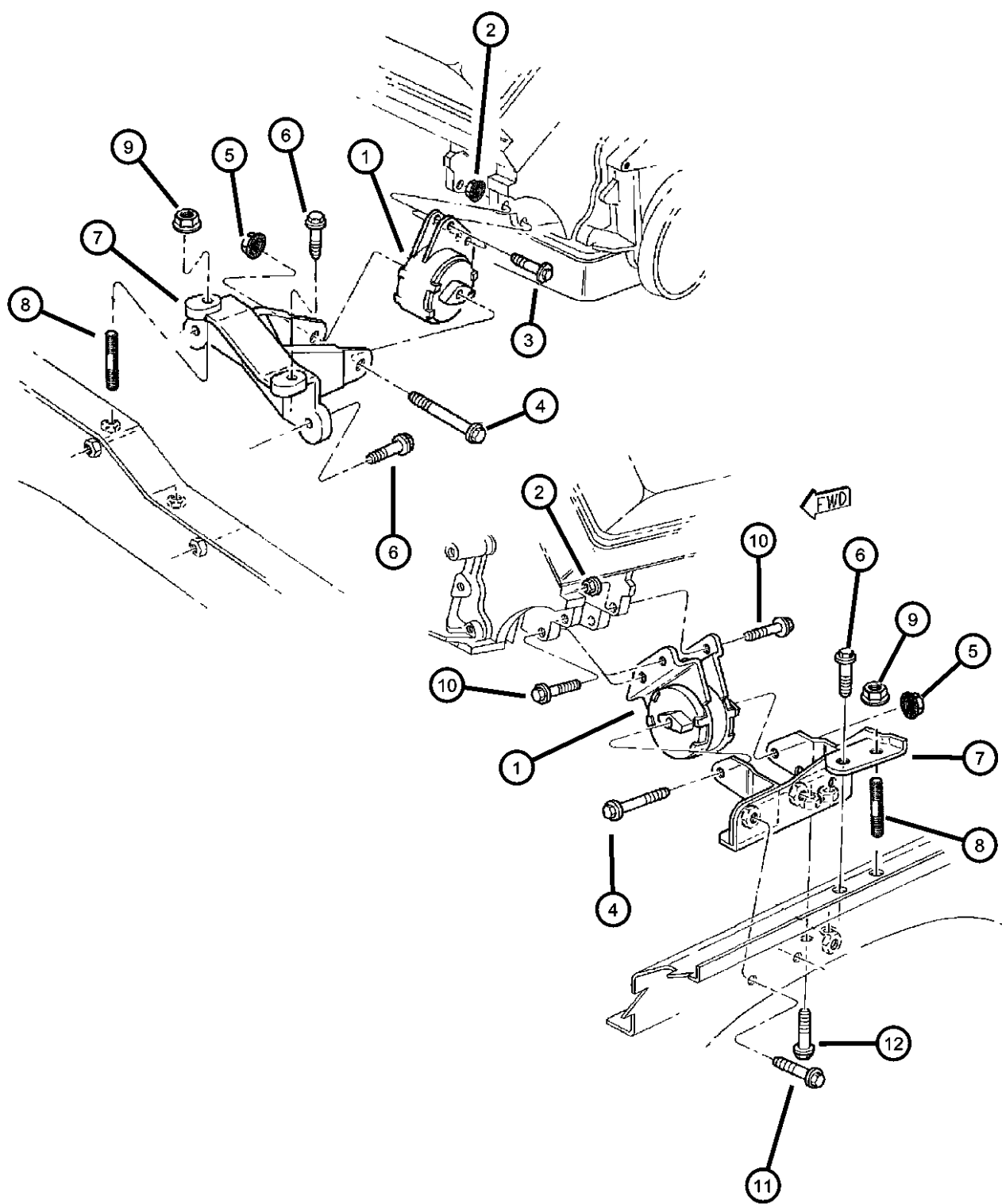
Engine Mounting, Rear  
Figure 9-120



ITEM	PART NUMBER	QTY	LINE	SERIES	BODY	ENGINE	TRANS	TRIM	DESCRIPTION
1	52019542	1	J			ER0	DGK		BRACKET, Transmission Mount
	52058783	1	T			ER0	DGK		
2	52058485	1				ER0	DGK		SUPPORT, Transmission
3	06504553	1							SCREW, Oval Head, SCREW
4	06502697	1							NUT, Hex Flange Lock, M12x1.75
5	06033358	3	T				DG0		SCREW AND WASHER, Hex Head Locking, .437-14x1.25
6	06033358	3							SCREW, M10x1.50x35.00, (NOT SERVICED)

GRAND CHEROKEE (ZJ)		BODY	ENGINE	TRANSMISSION
SERIES	LINE			
L = LOWLINE	T = JEEP - 2WD J = JEEP - 4WD	74 = SPORT UTILITY 4-DR	ELF = 5.2L V8 MPI Engine EML = 5.9L V8 MPI Engine ERH = 4.0L Power Tech I-6 Engine	DGK = 4-Spd. Automatic 42RE Transmission DGT = 4-Spd. Automatic 46RE Transmission DGW = TRANSMISSION - 4-SPD. AUTOMATIC, 44RE DGO = ALL AUTOMATIC TRANSMISSIONS

Engine Mounting, Front  
Figure 9-130

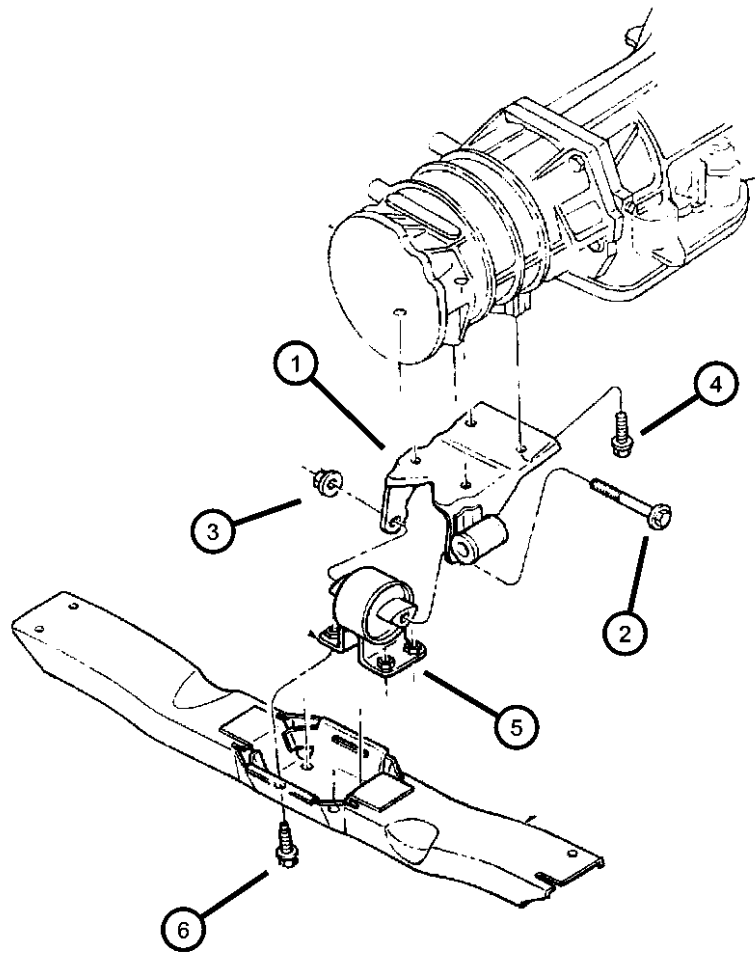


ITEM	PART NUMBER	QTY	LINE	SERIES	BODY	ENGINE	TRANS	TRIM	DESCRIPTION
1									INSULATOR, Engine Mount
	52058504	1				EL0, EM0			
	52058505	1				EL0			
2	52058505	1							NUT, 7/16x14, (NOT SERVICED)
3	06030754	2				EL0, EM0			SCREW AND WASHER, Hex Head, .437-14x1.875 Grade 8
4	06504553	2							SCREW, Oval Head, SCREW
5	06502697	2							NUT, Hex Flange Lock, M12x1.75
6	06503119	4				EL0, EM0			SCREW AND WASHER, Hex Head, M10x1.5x40
7									BRACKET, Sill
	52058009	1				EL0, EM0			Left
	52058014	1				EL0, EM0			Right
8	06504794AA	2				EL0, EM0			STUD, Double Ended, M10x1.5x59
9	06101448	2				EL0, EM0			NUT AND WASHER, Hex Nut-Coned Washer, M10 x 1.5
10	06030713	3				EL0, EM0			SCREW AND WASHER, Hex Head, .437-14x1.625 Grade 8
11	06502560	2				EL0, EM0			BOLT, Hex Flange Pilot Point, M12x1.75 x 95
12	06502557	2							BOLT, Hex Flange Head, M12x1.75x40

GRAND CHEROKEE (ZJ)		BODY		ENGINE	TRANSMISSION
SERIES	LINE				
L = LOWLINE	T = JEEP - 2WD J = JEEP - 4WD	74 = SPORT UTILITY 4-DR		ELF = 5.2L V8 MPI Engine EML = 5.9L V8 MPI Engine ERH = 4.0L Power Tech I-6 Engine	DGK = 4-Spd. Automatic 42RE Transmission DGT = 4-Spd. Automatic 46RE Transmission DGW = TRANSMISSION - 4-SPD. AUTOMATIC, 44RE DGO = ALL AUTOMATIC TRANSMISSIONS

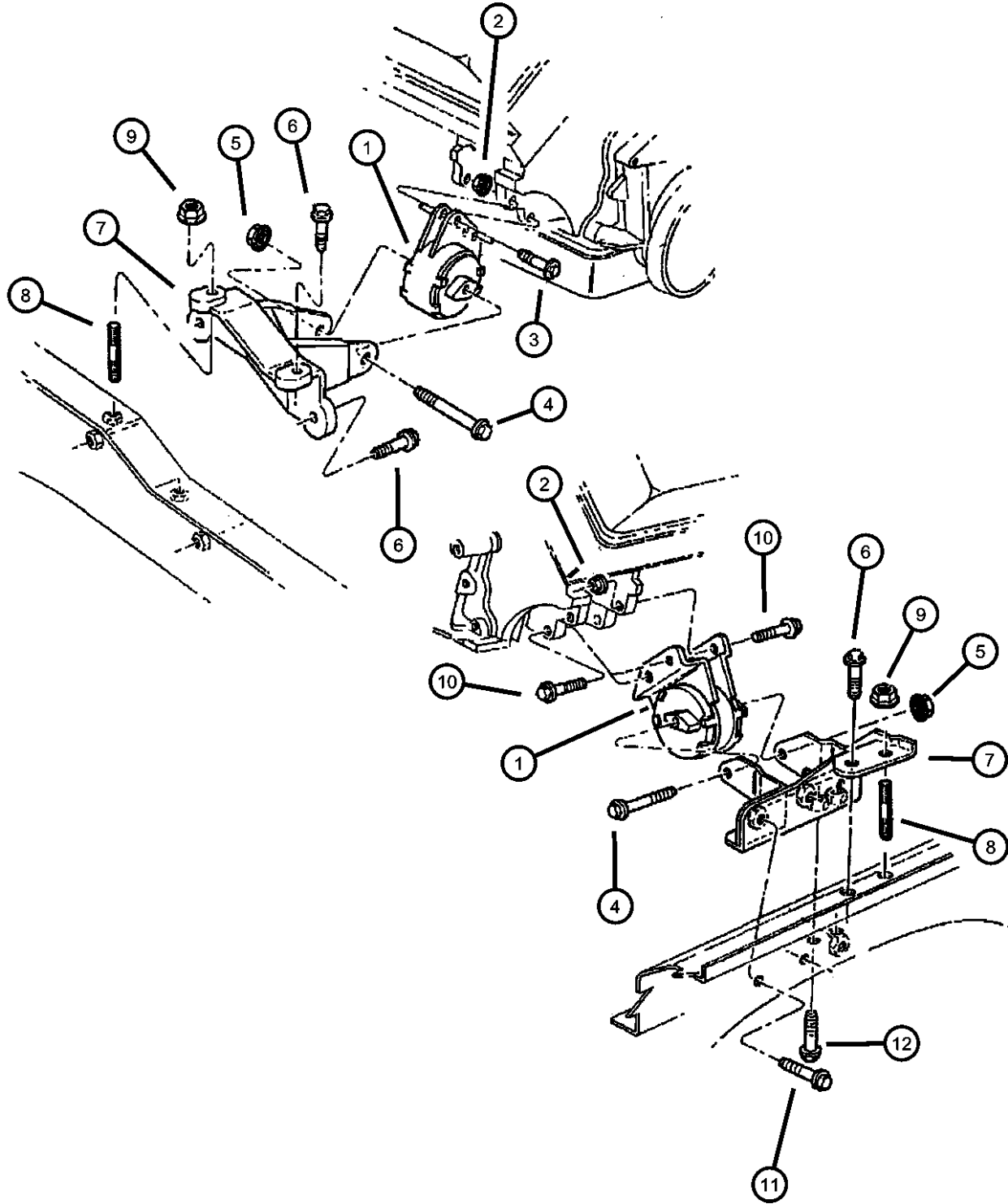
Engine Mounting, Rear  
Figure 9-140

ITEM	PART NUMBER	QTY	LINE	SERIES	BODY	ENGINE	TRANS	TRIM	DESCRIPTION
1	52058784	1	J			EL0, EM0	DG0		BRACKET, Transmission Mount
2	06504553	1							SCREW, Oval Head, SCREW
3	06502697	1							NUT, Hex Flange Lock, M12x1.75
4	06033358	4	J						SCREW AND WASHER, Hex Head Locking, .437-14x1.25
5	52058488	1	J			EL0, EM0	DG0		SUPPORT, Transmission
6	52058488	1							SCREW, M10x1.50x35.00, (NOT SERVICED)



GRAND CHEROKEE (ZJ)		BODY	ENGINE	TRANSMISSION
SERIES	LINE			
L = LOWLINE	T = JEEP - 2WD J = JEEP - 4WD	74 = SPORT UTILITY 4-DR	ELF = 5.2L V8 MPI Engine EML = 5.9L V8 MPI Engine ERH = 4.0L Power Tech I-6 Engine	DGK = 4-Spd. Automatic 42RE Transmission DGT = 4-Spd. Automatic 46RE Transmission DGW = TRANSMISSION - 4-SPD. AUTOMATIC, 44RE DGO = ALL AUTOMATIC TRANSMISSIONS

Engine Mounting, Front  
Figure 9-150

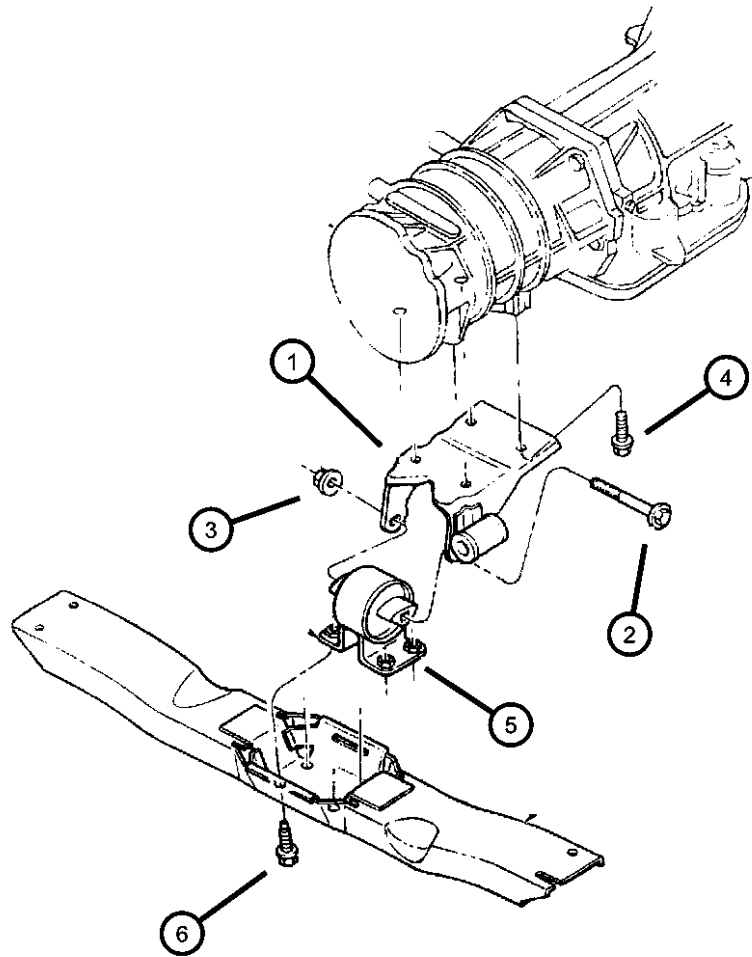


ITEM	PART NUMBER	QTY	LINE	SERIES	BODY	ENGINE	TRANS	TRIM	DESCRIPTION
1	52058504	1				EL0, EM0			INSULATOR, Engine Mount Right
	52059219	1				EM0			Left
	52059219	1							NUT, 7/16x14, (NOT SERVICED)
2	52059219	1							
3	06030754	2				EL0, EM0			SCREW AND WASHER, Hex Head, .437-14x1.875 Grade 8
4	06504553	2							SCREW, Oval Head, SCREW
5	06502697	2							NUT, Hex Flange Lock, M12x1.75
6	06503119	4				EL0, EM0			SCREW AND WASHER, Hex Head, M10x1.5x40
7									BRACKET, Sill
	52058009	1				EL0, EM0			Left
	52058014	1				EL0, EM0			Right
8	06504794AA	2				EL0, EM0			STUD, Double Ended, M10x1.5x59
9	06101448	2				EL0, EM0			NUT AND WASHER, Hex Nut-Coned Washer, M10 x 1.5
10	06030713	3				EL0, EM0			SCREW AND WASHER, Hex Head, .437-14x1.625 Grade 8
11	06502560	2				EL0, EM0			BOLT, Hex Flange Pilot Point, M12x1.75 x 95
12	06502557	2							BOLT, Hex Flange Head, M12x1.75x40

GRAND CHEROKEE (ZJ)					
SERIES	LINE	BODY	ENGINE	TRANSMISSION	
L = LOWLINE	T = JEEP - 2WD J = JEEP - 4WD	74 = SPORT UTILITY 4-DR	ELF = 5.2L V8 MPI Engine EML = 5.9L V8 MPI Engine ERH = 4.0L Power Tech I-6 Engine	DGK = 4-Spd. Automatic 42RE Transmission DGT = 4-Spd. Automatic 46RE Transmission DGW = TRANSMISSION - 4-SPD. AUTOMATIC, 44RE DGO = ALL AUTOMATIC TRANSMISSIONS	

Engine Mounting, Rear  
Figure 9-160

ITEM	PART NUMBER	QTY	LINE	SERIES	BODY	ENGINE	TRANS	TRIM	DESCRIPTION
1	52058784	1	J			EL0, EM0	DG0		BRACKET, Transmission Mount
2	06504553	1							SCREW, Oval Head, SCREW
3	06502697	1							NUT, Hex Flange Lock, M12x1.75
4	06033358	4	J						SCREW AND WASHER, Hex Head Locking, .437-14x1.25
5	52058488	1	J			EL0, EM0	DG0		SUPPORT, Transmission
6	52058488	1							SCREW, M10x1.50x35.00, (NOT SERVICED)



GRAND CHEROKEE (ZJ)		BODY	ENGINE	TRANSMISSION
SERIES	LINE			
L = LOWLINE	T = JEEP - 2WD J = JEEP - 4WD	74 = SPORT UTILITY 4-DR	ELF = 5.2L V8 MPI Engine EML = 5.9L V8 MPI Engine ERH = 4.0L Power Tech I-6 Engine	DGK = 4-Spd. Automatic 42RE Transmission DGT = 4-Spd. Automatic 46RE Transmission DGW = TRANSMISSION - 4-SPD. AUTOMATIC, 44RE DGO = ALL AUTOMATIC TRANSMISSIONS

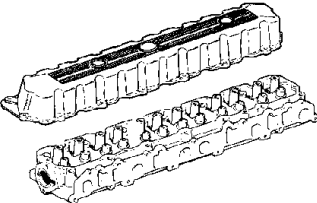
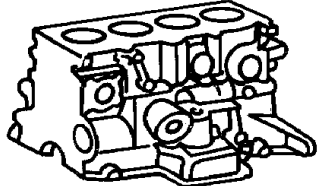

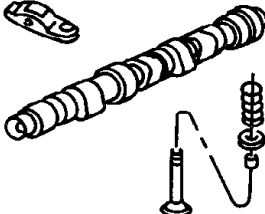
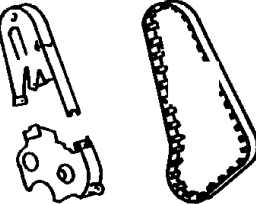

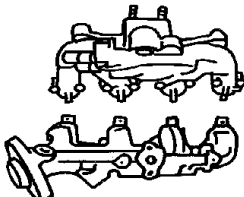
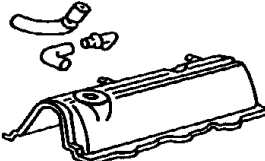


# Group - 4.0L

## Engine 4.0L Six Cylinder

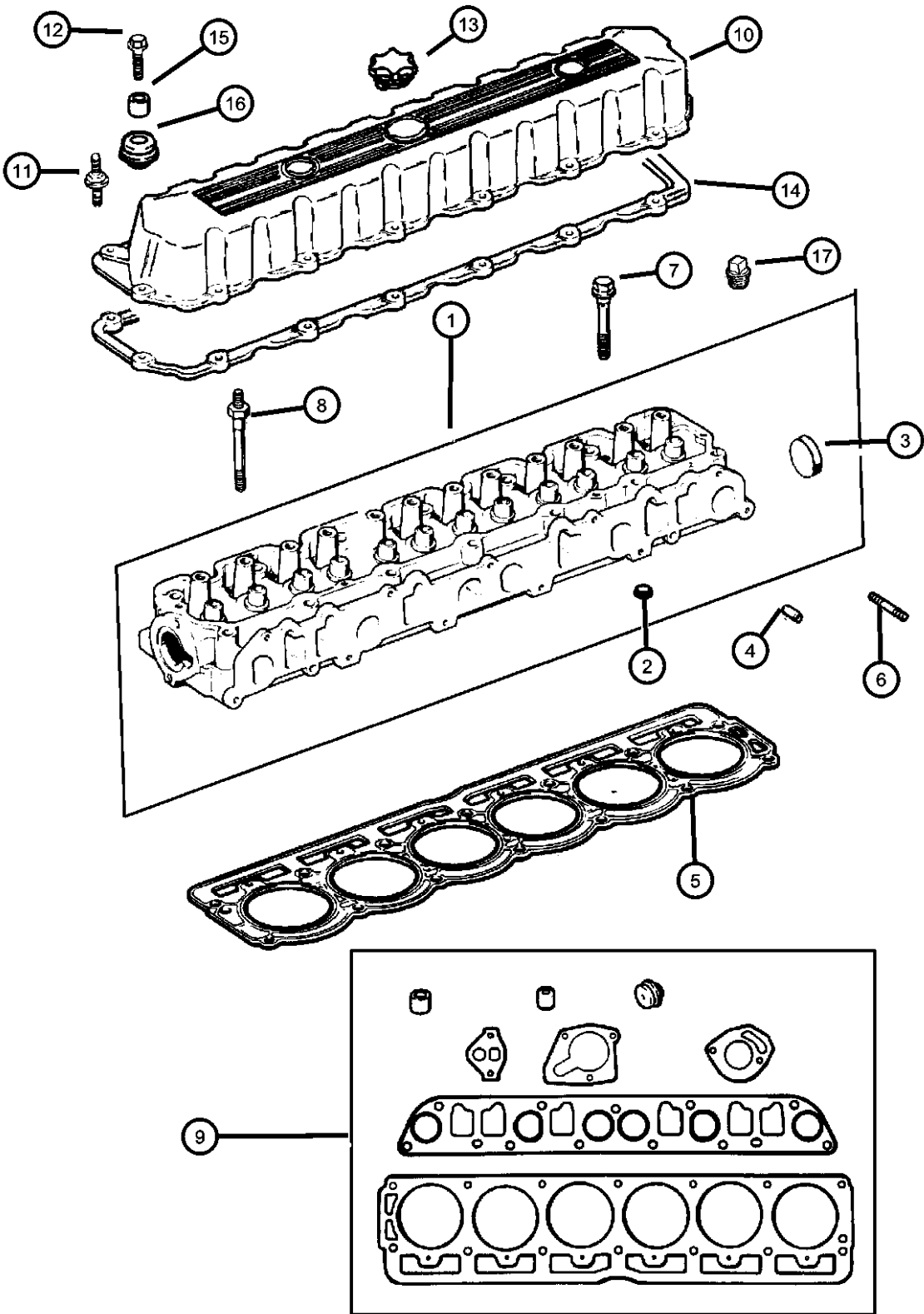
### Group - 4.0L Engine 4.0L Six Cylinder

Illustration Title Group-Fig. No.

<b>4.0L-200</b> Cylinder Head 	<b>4.0L-300</b> Cylinder Block 	<b>4.0L-400</b> Crankshaft, Piston and Torque Converter 	<b>4.0L-500</b> Camshafts & Valves 
<b>4.0L-600</b> Timing Belt and Cover 	<b>4.0L-700</b> Engine Oiling 	<b>4.0L-800</b> Manifolds 	<b>4.0L-900</b> Crankcase Ventilation 

<b>Cylinder Head</b> Cylinder Head .....	Fig. 4.0L - 210
<b>Cylinder Block</b> Cylinder Block .....	Fig. 4.0L - 310
<b>Crankshaft, Piston and Torque Converter</b> Crankshaft, Piston and Torque Converter .....	Fig. 4.0L - 410
<b>Camshafts &amp; Valves</b> Camshaft and Valves .....	Fig. 4.0L - 510
<b>Timing Belt and Cover</b> Timing Gear and Cover .....	Fig. 4.0L - 610
<b>Engine Oiling</b> Engine Oiling .....	Fig. 4.0L - 710
<b>Manifolds</b> Manifold, Intake and Exhaust .....	Fig. 4.0L - 810
<b>Crankcase Ventilation</b> Crankcase Ventilation.....	Fig. 4.0L - 910

Cylinder Head  
Figure 4.0L-210



ITEM	PART NUMBER	QTY	LINE	SERIES	BODY	ENGINE	TRANS	TRIM	DESCRIPTION
1	53020622	1				ER0			HEAD, Cylinder
	R5640469								Mopar Remanufactured Part
2	J4007434	4				ER0			PLUG, Cylinder Block Oil Hole
3	J3105394	1				ER0			PLUG, Cylinder Block Oil Hole
4	J3172318	2				ER0			DOWEL, Cylinder Head To Intake
5	53020754AB	1				ER0			GASKET, Cylinder Head
6	53010165	2				ER0			STUD, .375-16/.375-24x1.75
7									BOLT, Cylinder Head
	06035514	5				ER0			w/o Dome Head, .500-13-3.750
	06035515	2				ER0			w/Dome Head, .500-13-3.750
8	06035516	6				ER0			STUD, Double Ended, .50-13/.437-14x6.00
9	04636982AC	1				ER0			GASKET PACKAGE, Engine Upper
10	53020323	1				ER0			COVER, Cylinder Head
11	06035968AA	7				ER0			STUD, .250-20x2.00
12	06035566	8				ER0			BOLT, Hex Flange Head, .250-20x1.00
13	04777536	1				ER0			CAP, Oil Filler
14	53020758AC	1				ER0			GASKET, Valve Cover
15	53020598AB	15				ER0			SLEEVE, Torque Limiter
16	53010424	15				ER0			GROMMET, Insulator
17	53010424	15							PLUG, Pipe, .125-27x3.50, (NOT REQUIRED)

GRAND CHEROKEE (ZJ)

SERIES LINE  
L = LOWLINE T = JEEP - 2WD  
J = JEEP - 4WD

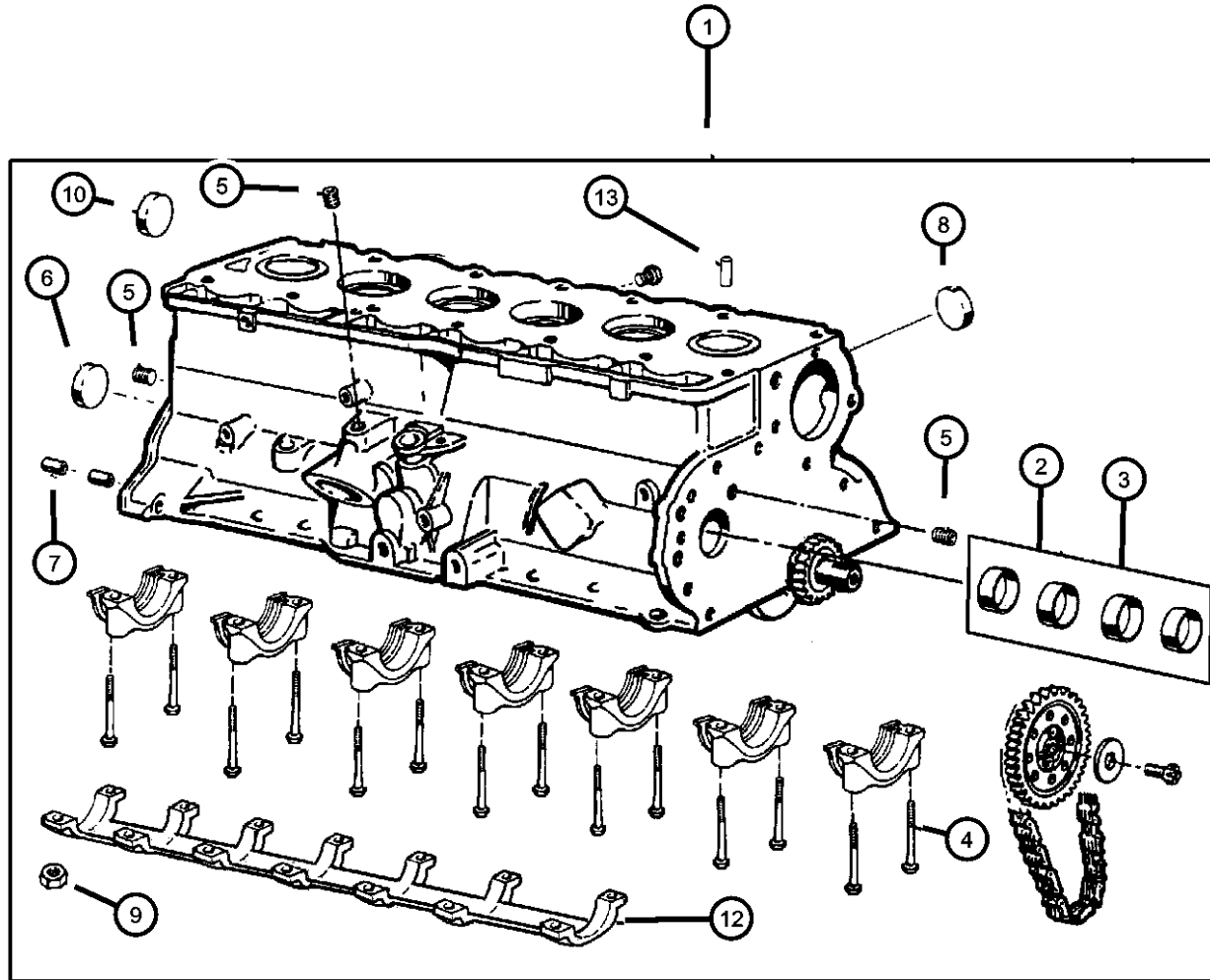
BODY  
74 = SPORT UTILITY 4-DR

ENGINE  
ELF = 5.2L V8 MPI Engine  
EML = 5.9L V8 MPI Engine  
ERH = 4.0L Power Tech I-6 Engine

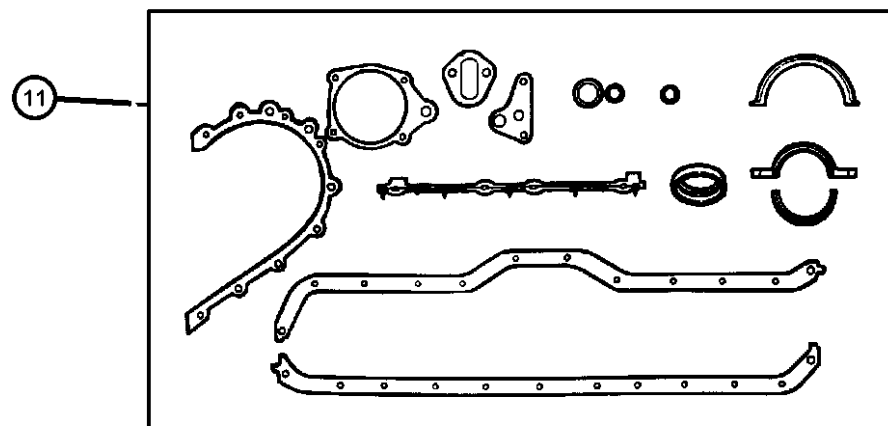
TRANSMISSION  
DGK = 4-Spd. Automatic 42RE Transmission  
DGT = 4-Spd. Automatic 46RE Transmission  
DGW = TRANSMISSION - 4-SPD. AUTOMATIC, 44RE  
DGO = ALL AUTOMATIC TRANSMISSIONS

AR = use ase required - = Non illustrated part

**Cylinder Block  
Figure 4.0L-310**



ITEM	PART NUMBER	QTY	LINE	SERIES	BODY	ENGINE	TRANS	TRIM	DESCRIPTION
1	04883025 R9640421AA R2640469AB	1				ER0			BLOCK, Short Mopar Remanufacatured Short Block Mopar Remanufactured Long Block w/ Head(s)
2	J3205711	1				ER0			BEARING KIT, Camshaft, Standard
3	J3208985	1				ER0			BEARING KIT, Camshaft, .010 Oversize
4	06035207	14				ER0			STUD, .500-13/.375-16x3.97
5	06034166	4				ER0			PLUG, Cylinder Block Oil Hole
6	J3172313	1				ER0			PLUG, Camshaft
7	J4005148	2				ER0			DOWEL, Transmission
8	J3105394	6				ER0			PLUG, Cylinder Block Oil Hole
9	00152474	14				ER0			NUT, Hex Flange Lock, .375-16
10	53020465	1				ER0			PLUG, Cylinder Block
11	04740008AC	1				ER0			GASKET PACKAGE, Engine Lower
12	53020566	1				ER0			BRACE, Main Bearing Cap
13	00141215	2				ER0			DOWEL, .312 x .500



**GRAND CHEROKEE (ZJ)**

SERIES                      LINE  
L = LOWLINE              T = JEEP - 2WD  
                                     J = JEEP - 4WD

BODY  
74 = SPORT UTILITY 4-DR

ENGINE  
ELF = 5.2L V8 MPI Engine  
EML = 5.9L V8 MPI Engine  
ERH = 4.0L Power Tech I-6  
Engine

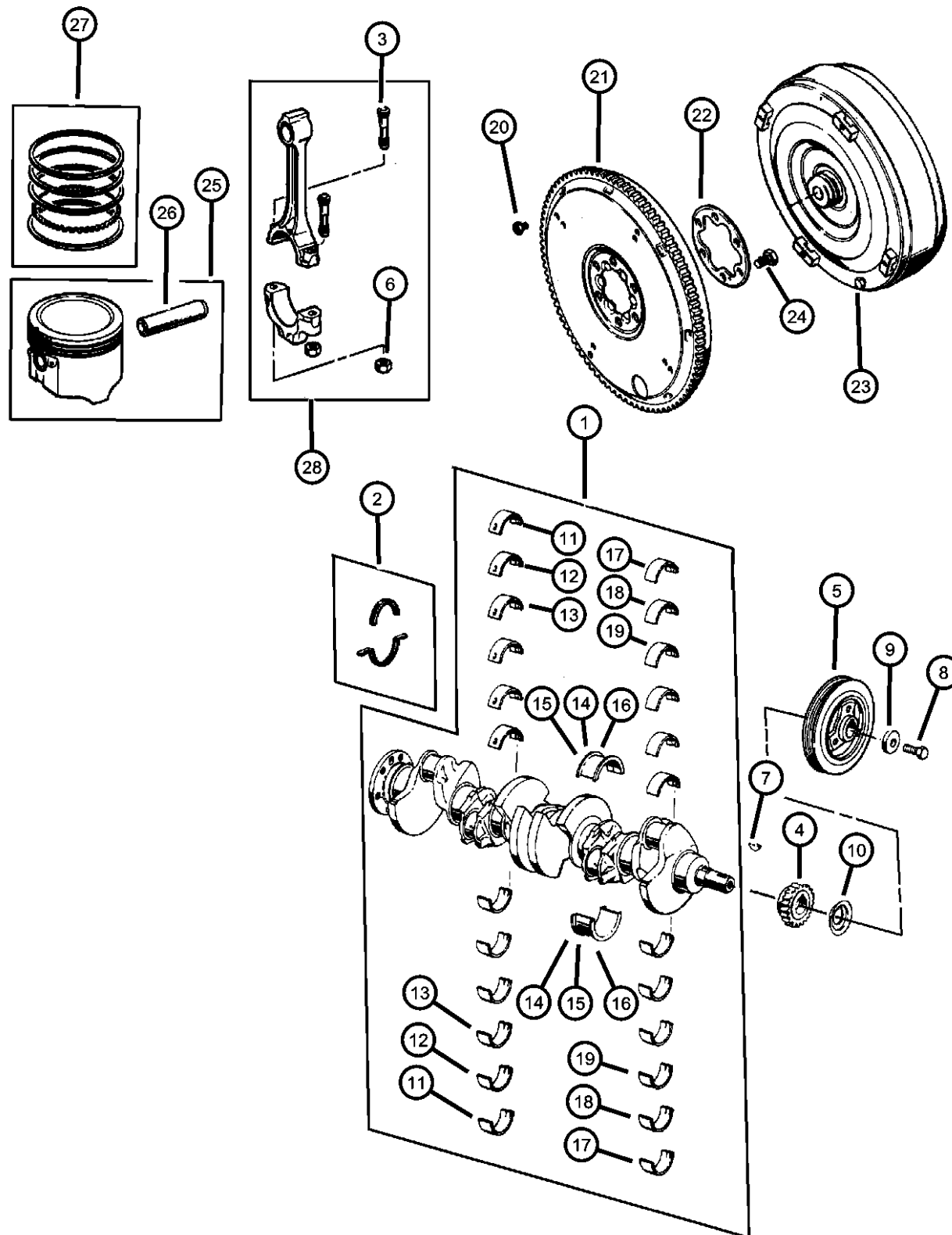
TRANSMISSION  
DGK = 4-Spd. Automatic 42RE  
Transmission  
DGT = 4-Spd. Automatic 46RE  
Transmission  
DGW = TRANSMISSION - 4-SPD.  
AUTOMATIC, 44RE  
DGO = ALL AUTOMATIC  
TRANSMISSIONS

AR = use ase required    - = Non illustrated part

1998 ZJ

**<< RETURN TO GROUP INDEX**

# Crankshaft, Piston and Torque Converter Figure 4.0L-410



ITEM	PART NUMBER	QTY	LINE	SERIES	BODY	ENGINE	TRANS	TRIM	DESCRIPTION
1	04864726	1				ER0	DG0		CRANKSHAFT
2	04778126	1				ER0			SEAL PACKAGE, Crankshaft
3	53020123	12				ER0			BOLT, Connecting Rod
4	53020443	1				ER0			GEAR, Crankshaft
5	33002920	1				ER0			DAMPER, Crankshaft
6	J4006385	12				ER0			NUT, Hex Flange, .3437-24
7	06034749	1				ER0			KEY, Crankshaft Sprocket
8	06029736	1				ER0			BOLT, Hex Head, .50-20 x 1.25
9	J3230155	1				ER0			WASHER, Plain
10	J3173076	1				ER0			SLINGER, Oil
11	83507079	6				ER0			BEARING PACKAGE, Crankshaft, Standard
12	83507080	AR				ER0			BEARING PACKAGE, Crankshaft, .001 Undersize
13	83507083	AR				ER0			BEARING PACKAGE, Crankshaft, .010 Undersize
14	83507084	1				ER0			BEARING PACKAGE, Crankshaft Thrust, Standard Size
15	83507086	AR				ER0			BEARING PACKAGE, Crankshaft Thrust, .001" Undersize
16	83507090	AR				ER0			BEARING PACKAGE, Crankshaft Thrust, .010" Undersize
17	83500300	12				ER0			BEARING KIT, Connecting Rod, Standard
18	83501397	AR				ER0			BEARING KIT, Connecting Rod, .001 Undersize
19	83500301	AR				ER0			BEARING KIT, Connecting Rod, .010 Undersize
20	01949765	4					DG0		SCREW, Hex Head Header Point, .312-24x.44
21	52118257	1				ER0	DG0		PLATE, Drive Plate
22	J3214094	1				ER0	DG0		PLATE, Drive Plate Backing
23	04736596	1				ER0	DG0		TORQUE CONVERTER
	R4736596								Mopar Remanufactured Part
24	J3151407	6				ER0	DG0		BOLT, Hex Head, .50-20x.56
25									PISTON PIN AND ROD
	04798329	AR				ER0			B Size, 3.8742
	04798330	AR				ER0			C Size, 3.8746

## GRAND CHEROKEE (ZJ)

SERIES LINE  
L = LOWLINE T = JEEP - 2WD  
J = JEEP - 4WD

BODY  
74 = SPORT UTILITY 4-DR

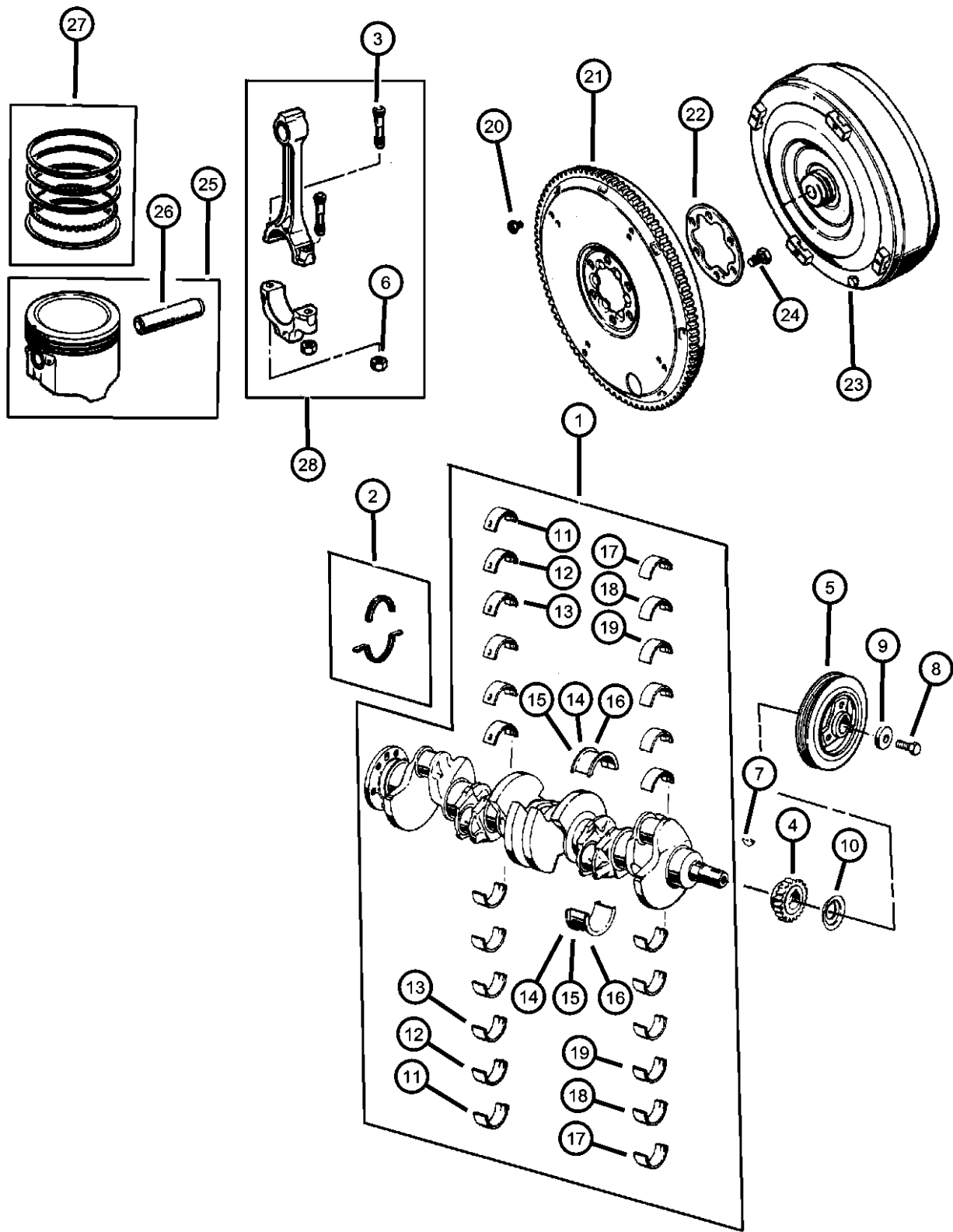
ENGINE  
ELF = 5.2L V8 MPI Engine  
EML = 5.9L V8 MPI Engine  
ERH = 4.0L Power Tech I-6 Engine

TRANSMISSION  
DGK = 4-Spd. Automatic 42RE Transmission  
DGT = 4-Spd. Automatic 46RE Transmission  
DGW = TRANSMISSION - 4-SPD. AUTOMATIC, 44RE  
DGO = ALL AUTOMATIC TRANSMISSIONS

AR = use ase required - = Non illustrated part

1998 ZJ

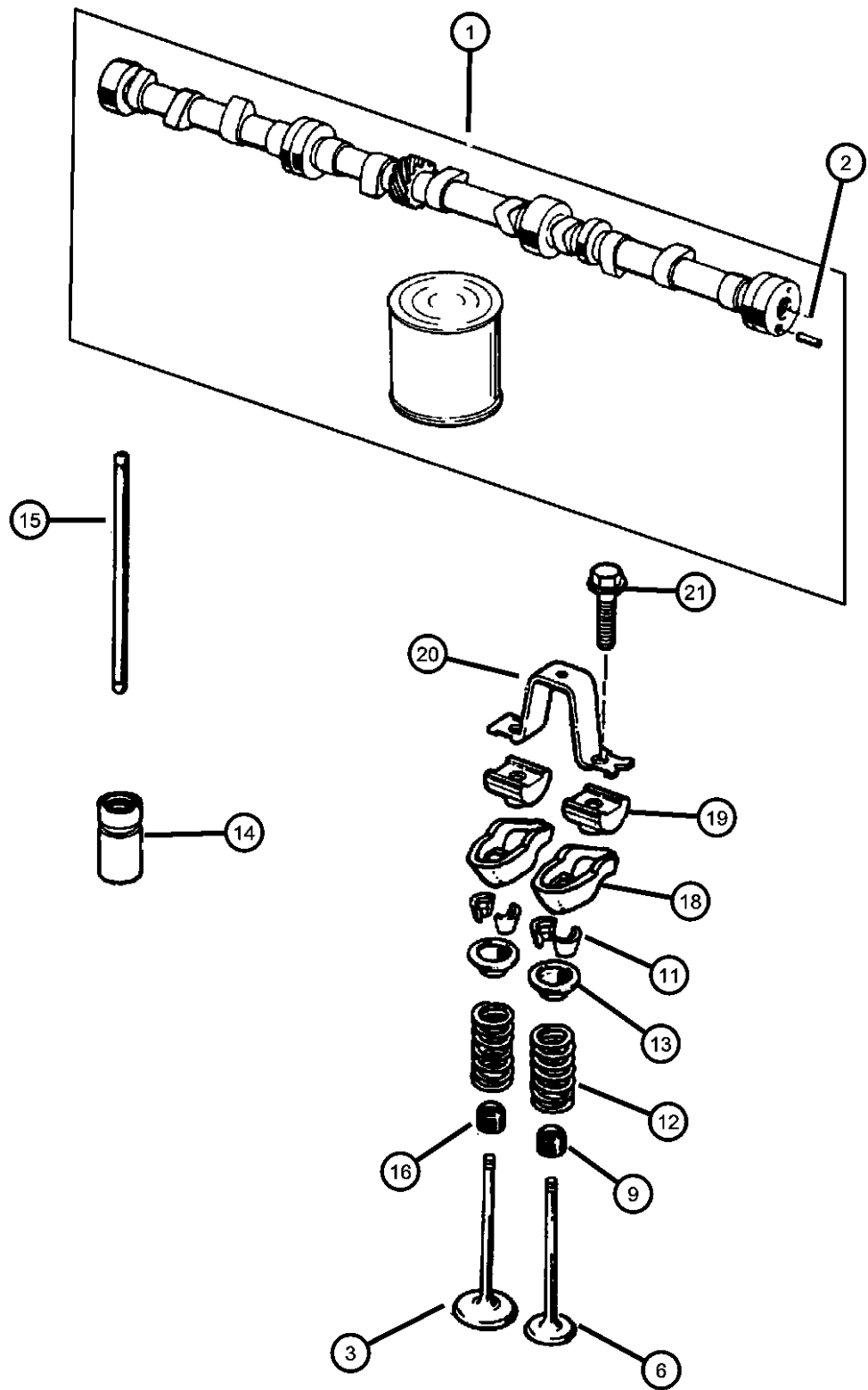
Crankshaft, Piston and Torque Converter  
Figure 4.0L-410



ITEM	PART NUMBER	QTY	LINE	SERIES	BODY	ENGINE	TRANS	TRIM	DESCRIPTION
	04798331	AR				ER0			D Size, 3.8750
	04798332	AR				ER0			E Size, 3.8754
	04798333	AR				ER0			F Size, 3.875842
26	04798333	AR							PIN, Piston, Serviced in Piston, (NOT SERVICED),
27	04798878	6				ER0			RING PACKAGE, Piston, Standard
28	04798878	6							Size Complete Engine
									ROD, Connecting, Serviced in
									Piston, (NOT SERVICED)

GRAND CHEROKEE (ZJ)		BODY		ENGINE	TRANSMISSION
SERIES	LINE				
L = LOWLINE	T = JEEP - 2WD	74 = SPORT UTILITY 4-DR		ELF = 5.2L V8 MPI Engine	DGK = 4-Spd. Automatic 42RE
	J = JEEP - 4WD			EML = 5.9L V8 MPI Engine	Transmission
				ERH = 4.0L Power Tech I-6	DGT = 4-Spd. Automatic 46RE
				Engine	Transmission
					DGW = TRANSMISSION - 4-SPD.
					AUTOMATIC, 44RE
					DGO = ALL AUTOMATIC
					TRANSMISSIONS

Camshaft and Valves  
Figure 4.0L-510



ITEM	PART NUMBER	QTY	LINE	SERIES	BODY	ENGINE	TRANS	TRIM	DESCRIPTION
1	53020438	1				ER0			CAMSHAFT, Engine
2	J0456384	1				ER0			DOWEL, Camshaft Sprocket
3	33003515	6				ER0			VALVE, Intake, Standard
-4	33003519	AR				ER0			VALVE, Intake, .003" O/S
-5	33003575	AR				ER0			VALVE, Intake, .015" O/S
6	04637537	6				ER0			VALVE, Exhaust, Standard
-7	04637539	AR				ER0			VALVE, Exhaust, .003" O/S
-8	04637538	AR				ER0			VALVE, Exhaust, .015" Oversize
9	53009887	6				ER0			SEAL, Valve Guide
-10	33002733	AR				ER0			SEAL, Valve Guide, .015" Oversize
11	33003521	24				ER0			LOCK, Valve Spring Retainer
12	53010388	12				ER0			SPRING, Valve
13	33004626	12				ER0			RETAINER, Valve Spring
14	04740269	12				ER0			TAPPET, Valve
15	33002986	12				ER0			PUSH ROD, Valve
16	53009886	8				EL0, EM0			SEAL, Valve Guide
-17	33003016	AR				ER0			SEAL, Valve Guide, .015" Oversize
18	J3242393	12				ER0			ROCKER ARM, Valve
19	J3235090	12				ER0			PIVOT, Rocker Arm
20	J3236513	6				ER0			BRIDGE, Rocker Arm
21	J9425708	12				ER0			BOLT, Hex Flange Head, .312-18x1.25

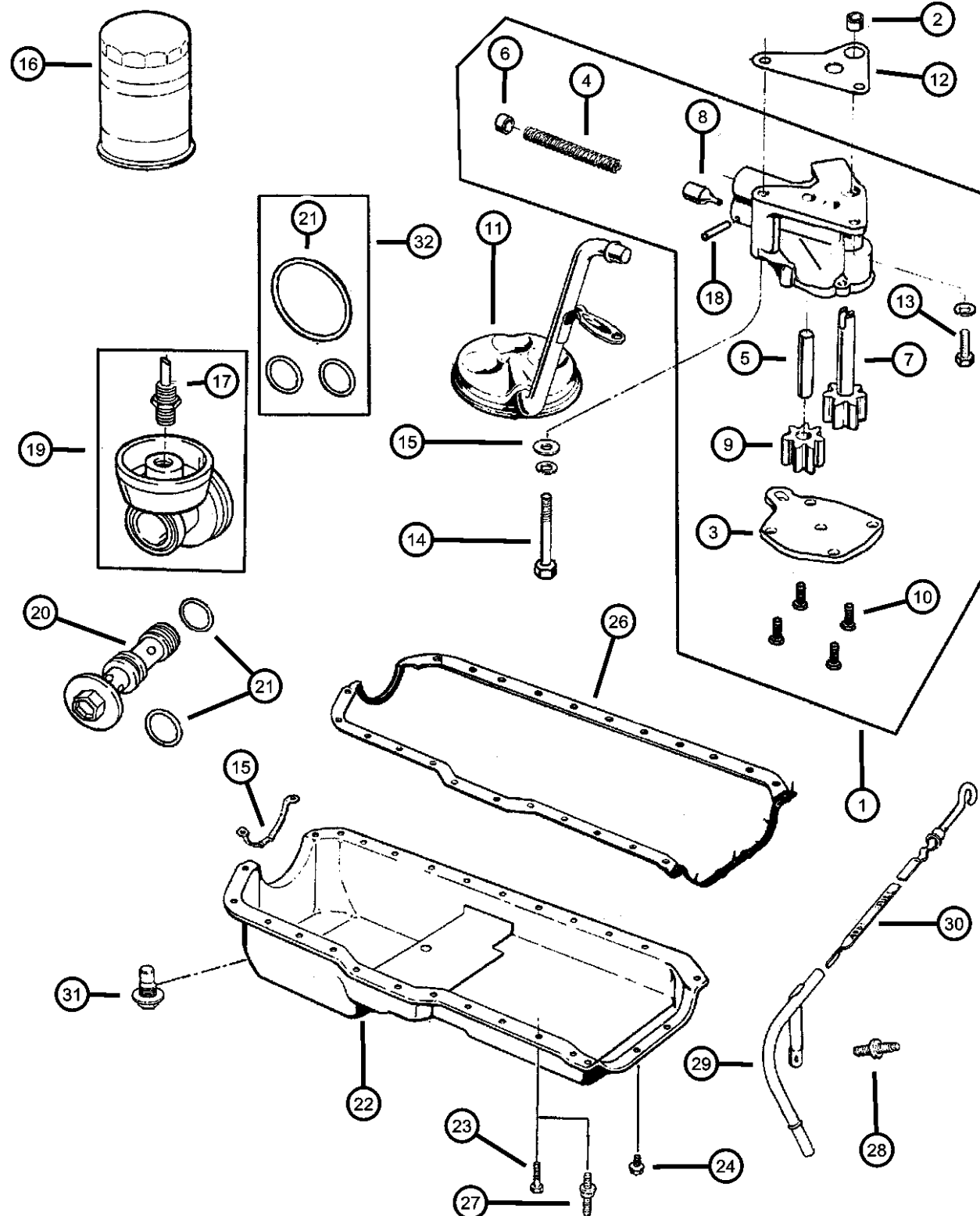
GRAND CHEROKEE (ZJ)		BODY		ENGINE	TRANSMISSION
SERIES	LINE				
L = LOWLINE	T = JEEP - 2WD J = JEEP - 4WD	74 = SPORT UTILITY 4-DR		ELF = 5.2L V8 MPI Engine EML = 5.9L V8 MPI Engine ERH = 4.0L Power Tech I-6 Engine	DGK = 4-Spd. Automatic 42RE Transmission DGT = 4-Spd. Automatic 46RE Transmission DGW = TRANSMISSION - 4-SPD. AUTOMATIC, 44RE DGO = ALL AUTOMATIC TRANSMISSIONS

Timing Gear and Cover  
Figure 4.0L-610

ITEM	PART NUMBER	QTY	LINE	SERIES	BODY	ENGINE	TRANS	TRIM	DESCRIPTION
-1	05189874AA	1				ER0			CHAIN PACKAGE, Timing
2	53020444	1				ER0			CHAIN, Timing
3	53020445	1				ER0			GEAR, Camshaft
4	J3173284	1				ER0			WASHER, Flat, .206 Diameter
5	53020222	1				ER0			COVER, Timing Belt
6	33004681	1				ER0			SEAL, Front Main Crankshaft
7	53020487	1				ER0			GASKET, Front Cover
8	J4006906	5				ER0			BOLT, Hex Head, .25-20x.75
-9	06034604	2				ER0			BOLT, Hex Head Shoulder, .312-18x1.56
10	06034914	1				ER0			BOLT, Hex Flange Head, .250-20x1.24
11	06034604	2				ER0			BOLT, Hex Head Shoulder, .312-18x1.56
12	83502890	1				ER0			PIN PACKAGE, Camshaft Thrust
13	33003446	1				ER0			SNUBBER, Timing Chain

GRAND CHEROKEE (ZJ)				
SERIES	LINE	BODY	ENGINE	TRANSMISSION
L = LOWLINE	T = JEEP - 2WD J = JEEP - 4WD	74 = SPORT UTILITY 4-DR	ELF = 5.2L V8 MPI Engine EML = 5.9L V8 MPI Engine ERH = 4.0L Power Tech I-6 Engine	DGK = 4-Spd. Automatic 42RE Transmission DGT = 4-Spd. Automatic 46RE Transmission DGW = TRANSMISSION - 4-SPD. AUTOMATIC,44RE DGO = ALL AUTOMATIC TRANSMISSIONS

# Engine Oiling Figure 4.0L-710



ITEM	PART NUMBER	QTY	LINE	SERIES	BODY	ENGINE	TRANS	TRIM	DESCRIPTION
1	J3241399	1				ER0			PUMP, Engine Oil
2	J4005149	1				ER0			DOWEL, Oil Pump
3	J3241733	1				ER0			COVER, Engine Oil Pump
4	J3239668	1				ER0			SPRING, Oil Pressure Relief Valve
5	J3171956	1				ER0			SHAFT, Oil Pump
6	J3171958	1				ER0			RETAINER, Oil Release Valve
7	J3172334	1				ER0			GEAR, Oil Pump
8	J3188661	1				ER0			PLUNGER, Oil Pressure Relief Valve
9	J3196843	1				ER0			GEAR, Oil Pump Driven
10	J9416852	4				ER0			SCREW, Hex Flange Head, .25-20x.50
11	33002696	1				ER0			TUBE, Oil Pump Inlet
12	J3172332	1				ER0			GASKET, Oil Pump
13	06022235	1				ER0			BOLT AND WASHER, Hex Head, .312-18x1.00
14	00154593	1				ER0			SCREW, Hex Head Coned, .312-18x2.625
15	J3243116	1				ER0			SUPPORT, Engine Oil Pan
16	05281090	1				ER0			FILTER, Engine Oil
	0FE00292								Canadian Aftermarket Part
	05281090BA								BULK PACK (12)
	77060018								Performance Mobil 1, 15W - 50 Tri-Synthetic Engine Oil- Recommended Fill for 6.1L & 8.3L
	P5007323								Performance Mobil 1, 5W - 30 Tri-Synthetic Engine Oil, Quart
17	53007563	1				ER0			CONNECTOR, Oil Filter
18	J0271448	1				ER0			PIN, Roll, 5/32" x 1.00"
19	53020080	1				ER0			ADAPTER, Oil Filter
20	53020237	1				ER0			BOLT, Oil Filter Adapter
21	33002972	1				ER0			O RING, Oil Filter Adapter
22	53020833	1				ER0			PAN, Engine Oil
23	06034732	16				ER0			SCREW AND WASHER, Hex Head, .25-20x.545
24	06034483	3				ER0			SCREW, Hex Head Coned, .312-18x.875

## GRAND CHEROKEE (ZJ)

SERIES LINE  
L = LOWLINE T = JEEP - 2WD  
J = JEEP - 4WD

BODY  
74 = SPORT UTILITY 4-DR

ENGINE  
ELF = 5.2L V8 MPI Engine  
EML = 5.9L V8 MPI Engine  
ERH = 4.0L Power Tech I-6 Engine

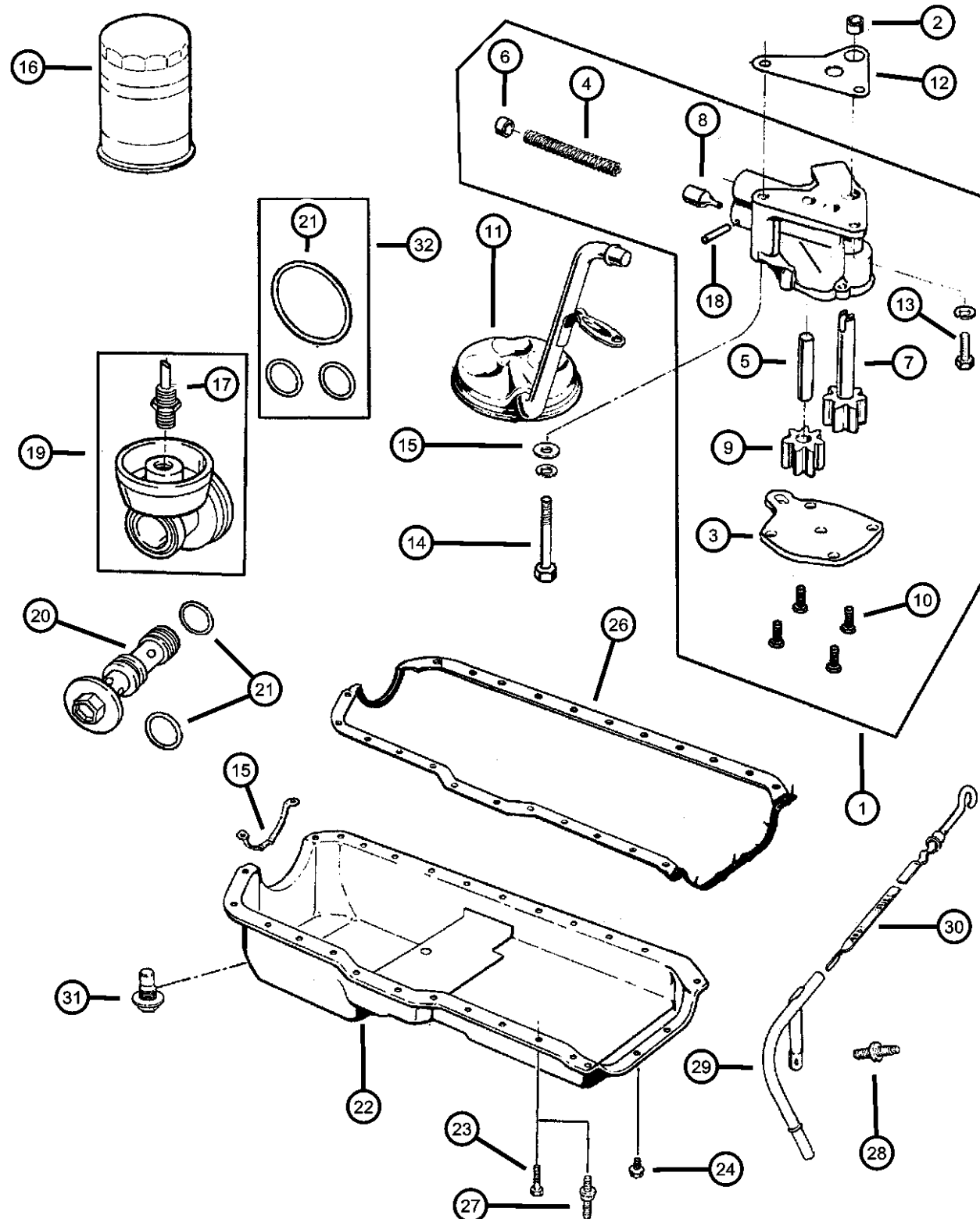
TRANSMISSION  
DGK = 4-Spd. Automatic 42RE Transmission  
DGT = 4-Spd. Automatic 46RE Transmission  
DGW = TRANSMISSION - 4-SPD. AUTOMATIC, 44RE  
DGO = ALL AUTOMATIC TRANSMISSIONS

AR = use ase required - = Non illustrated part

1998 ZJ



# Engine Oiling Figure 4.0L-710



ITEM	PART NUMBER	QTY	LINE	SERIES	BODY	ENGINE	TRANS	TRIM	DESCRIPTION
-25	06034733	1				ER0			STUD, .312-18/.250-20x1.680
26	53007568	1				ER0			GASKET, Oil Pan
27	06034734	8				ER0			BOLT, Double Stud Hex, .250-20x1.437 & .250-20 x.700
28	06035664	1				ER0			STUD, .312-18x1.560
29	53020782	1				ER0			TUBE, Oil Filler
30	53010445	1				ER0			INDICATOR, Engine Oil Level
31	06035417	1				ER0			PLUG, Oil Drain, w/Gasket
32	04720363	1				ER0			SEAL PACKAGE, Oil Filter Adapter

## GRAND CHEROKEE (ZJ)

SERIES LINE  
L = LOWLINE T = JEEP - 2WD  
J = JEEP - 4WD

BODY  
74 = SPORT UTILITY 4-DR

ENGINE  
ELF = 5.2L V8 MPI Engine  
EML = 5.9L V8 MPI Engine  
ERH = 4.0L Power Tech I-6 Engine

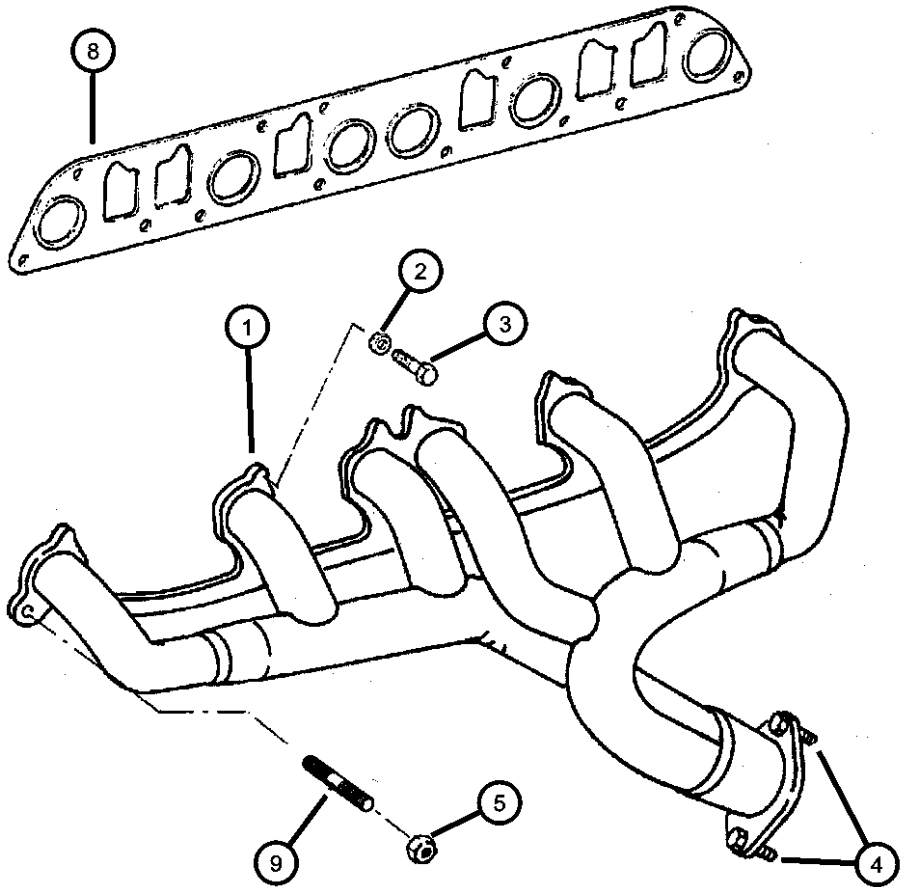
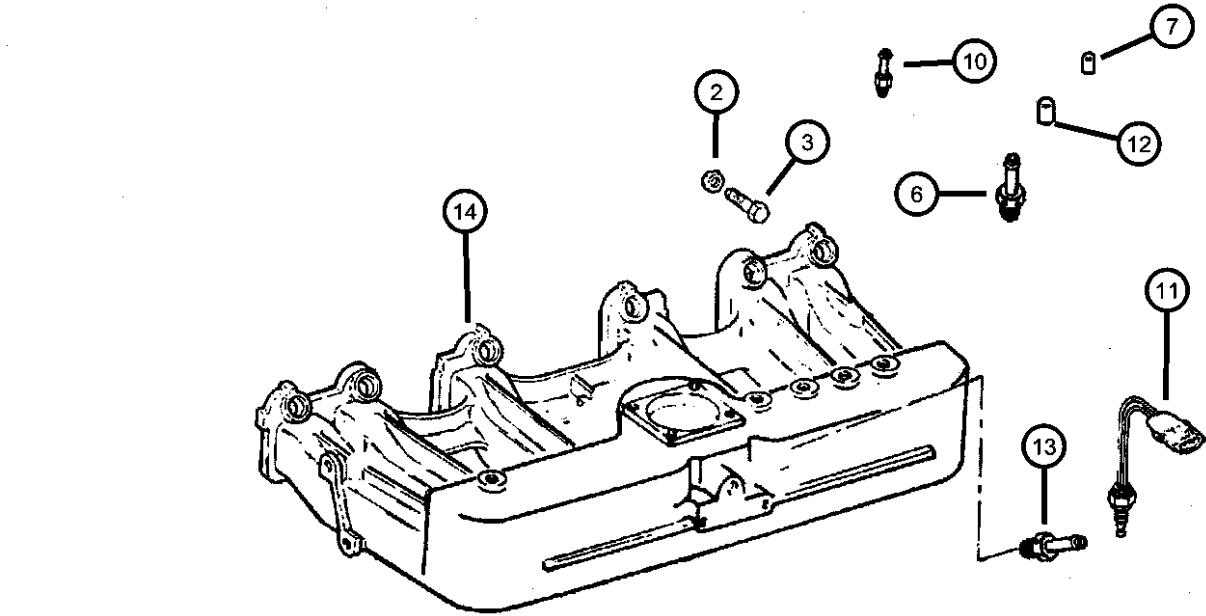
TRANSMISSION  
DGK = 4-Spd. Automatic 42RE Transmission  
DGT = 4-Spd. Automatic 46RE Transmission  
DGW = TRANSMISSION - 4-SPD. AUTOMATIC, 44RE  
DGO = ALL AUTOMATIC TRANSMISSIONS

AR = use ase required - = Non illustrated part

1998 ZJ

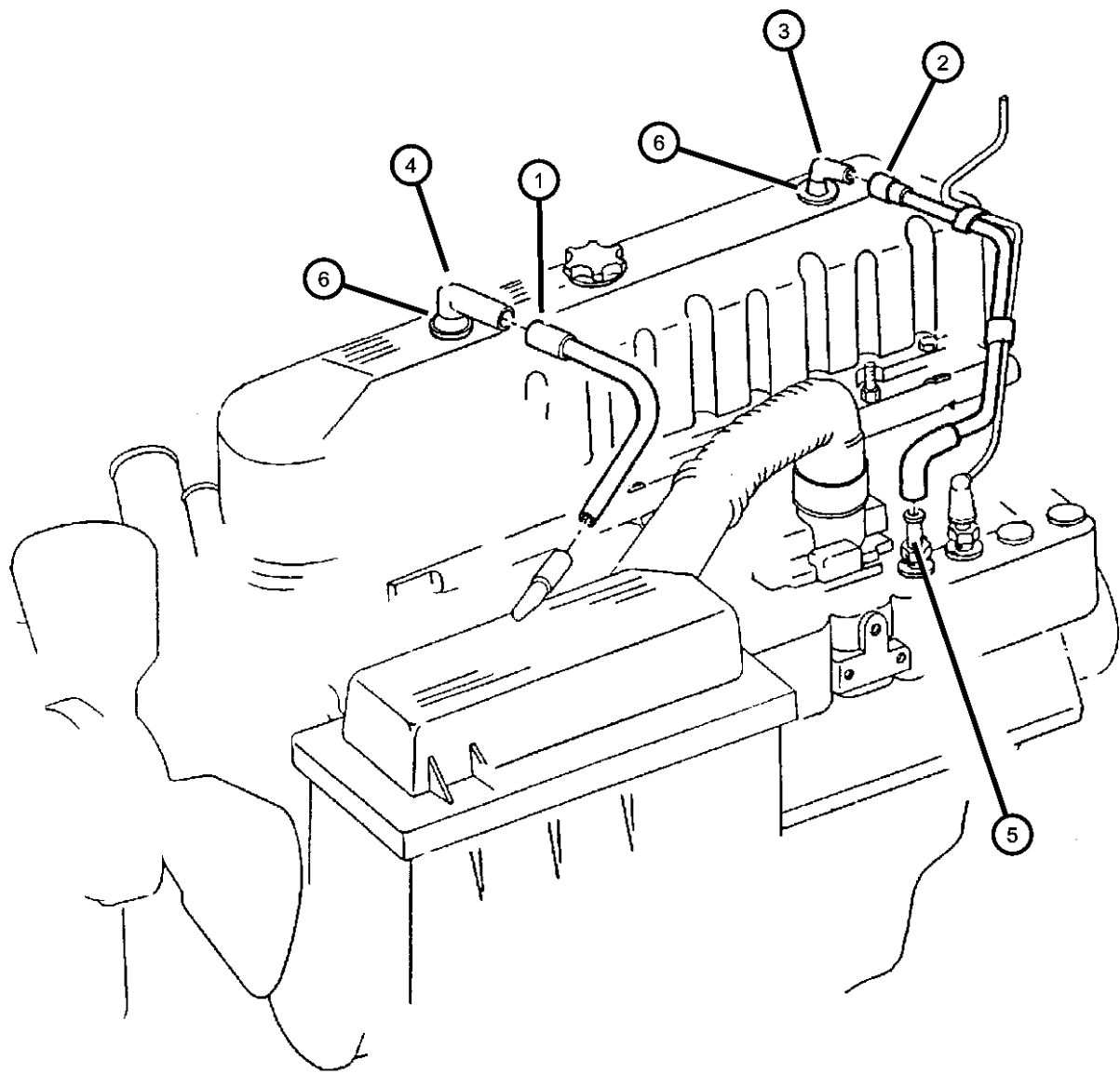
Manifold, Intake and Exhaust  
Figure 4.0L-810

ITEM	PART NUMBER	QTY	LINE	SERIES	BODY	ENGINE	TRANS	TRIM	DESCRIPTION
1	04883385	1				ER0			MANIFOLD, Exhaust
2	33004255	11				ER0			WASHER, Manifold Retaining
3	J0186622	8				ER0			BOLT, Hex Head, .375-16x1.25
4	J4007109	2				ER0			STUD, .375-16x1.69
5	06034984	2				ER0			NUT, Hex Flange Lock, .375-24
6	53020027	1				ER0			FITTING, Vacuum
7	03580171	1				ER0			CAP, Brake Check Valve
8	53010238	1				ER0			GASKET, Intake/Exhaust Manifold
9	53010165	2				ER0			STUD, .375-16/.375-24x1.75
10	53030756	1				ER0			FITTING, Vacuum, 90 Degree
11	56027872	1				ER0			SENSOR, Air Temperature
12	03580172	1				ER0			CAP, Vacuum
13	04854194	1				ER0			FITTING, Vacuum
14	53010237	1				ER0			MANIFOLD, Intake



GRAND CHEROKEE (ZJ)					
SERIES	LINE	BODY	ENGINE	TRANSMISSION	
L = LOWLINE	T = JEEP - 2WD J = JEEP - 4WD	74 = SPORT UTILITY 4-DR	ELF = 5.2L V8 MPI Engine EML = 5.9L V8 MPI Engine ERH = 4.0L Power Tech I-6 Engine	DGK = 4-Spd. Automatic 42RE Transmission DGT = 4-Spd. Automatic 46RE Transmission DGW = TRANSMISSION - 4-SPD. AUTOMATIC, 44RE DGO = ALL AUTOMATIC TRANSMISSIONS	

Crankcase Ventilation  
Figure 4.0L-910



ITEM	PART NUMBER	QTY	LINE	SERIES	BODY	ENGINE	TRANS	TRIM	DESCRIPTION
1	53032031	1				ER0			TUBE, Crankcase Vent To Air Cleaner
2	04854265	1				ER0			TUBE, Crankcase Vent To Intake Manifold
3	53030495	1				ER0			TUBE, Crankcase Vent To Air Cleaner, w/Orifice
4	53030497	1				ER0			FITTING, Crankcase Vent Tube, w/o Orifice
5	53020027	1				ER0			FITTING, Vacuum
6	02946079	2				ER0			GROMMET, Crankcase Vent

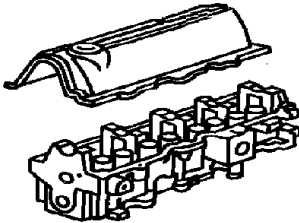
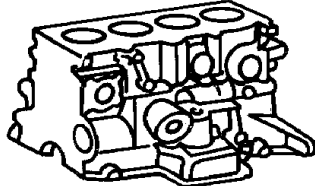

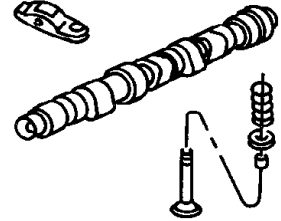
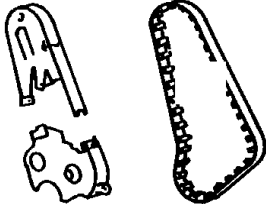

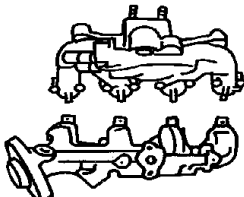
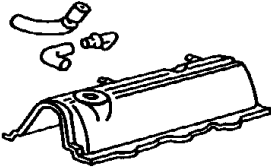
GRAND CHEROKEE (ZJ)					
SERIES	LINE	BODY	ENGINE	TRANSMISSION	
L = LOWLINE	T = JEEP - 2WD J = JEEP - 4WD	74 = SPORT UTILITY 4-DR	ELF = 5.2L V8 MPI Engine EML = 5.9L V8 MPI Engine ERH = 4.0L Power Tech I-6 Engine	DGK = 4-Spd. Automatic 42RE Transmission DGT = 4-Spd. Automatic 46RE Transmission DGW = TRANSMISSION - 4-SPD. AUTOMATIC, 44RE DGO = ALL AUTOMATIC TRANSMISSIONS	

# Group - 5.2L

## Engine 5.2L Eight Cylinder

### Group - 5.2L Engine 5.2L Eight Cylinder

Illustration Title Group-Fig. No.

<b>5.2L-200</b> Cylinder Head 	<b>5.2L-300</b> Cylinder Block 	<b>5.2L-400</b> Crankshaft, Piston and Torque Converter 	<b>5.2L-500</b> Camshafts & Valves 
<b>5.2L-600</b> Timing Belt and Cover 	<b>5.2L-700</b> Engine Oiling 	<b>5.2L-800</b> Manifolds 	<b>5.2L-900</b> Crankcase Ventilation 

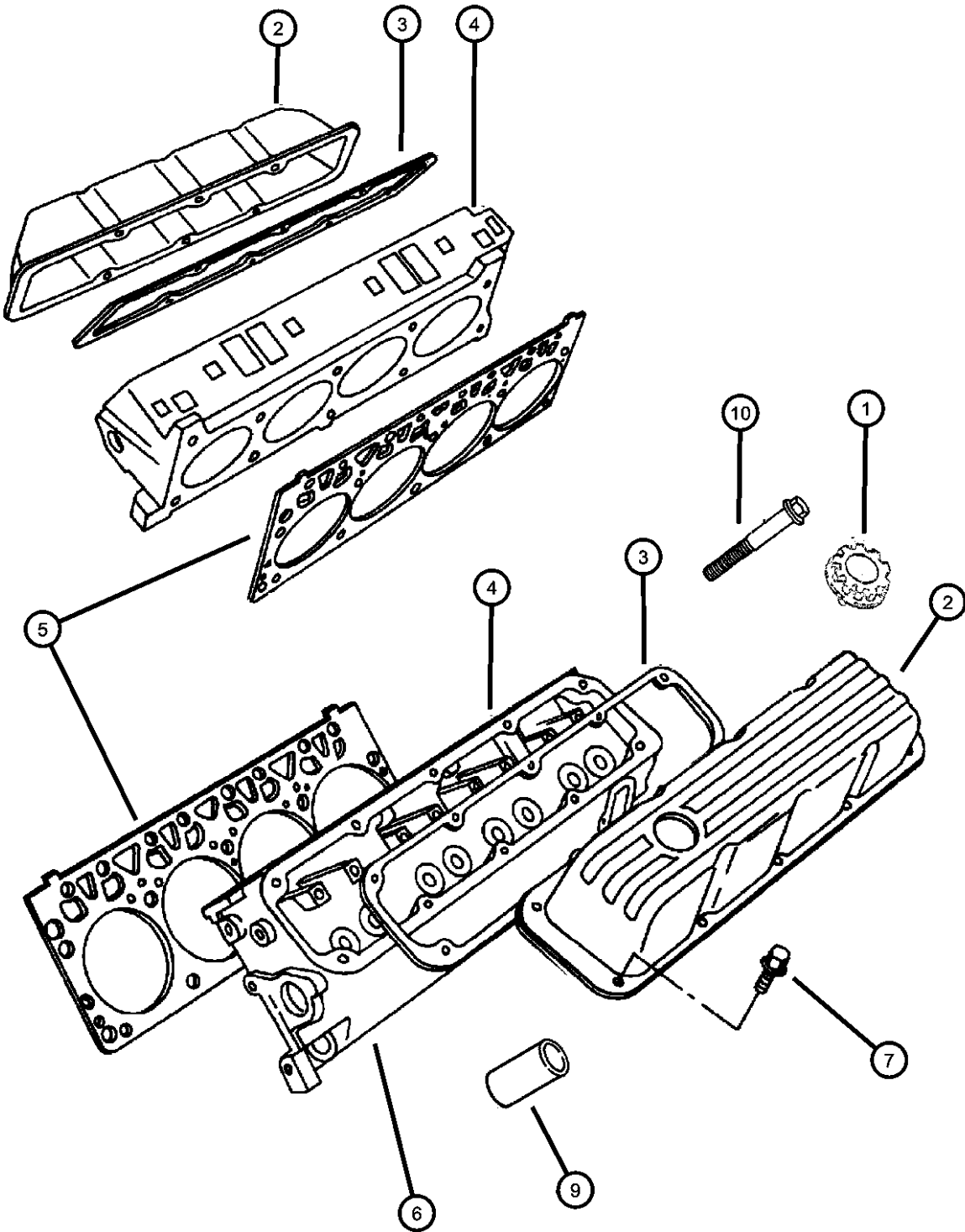
<b>Cylinder Head</b> Cylinder Head .....	Fig. 5.2L - 210
<b>Cylinder Block</b> Cylinder Block .....	Fig. 5.2L - 310
<b>Crankshaft, Piston and Torque Converter</b> Crankshaft, Piston and Torque Converter .....	Fig. 5.2L - 410
<b>Camshafts &amp; Valves</b> Camshaft and Valves .....	Fig. 5.2L - 510
<b>Timing Belt and Cover</b> Timing Gear and Cover .....	Fig. 5.2L - 610
<b>Engine Oiling</b> Engine Oiling .....	Fig. 5.2L - 710
<b>Manifolds</b> Manifold, Intake and Exhaust .....	Fig. 5.2L - 810
<b>Crankcase Ventilation</b> Crankcase Ventilation.....	Fig. 5.2L - 910

Cylinder Head  
Figure 5.2L-210

ITEM	PART NUMBER	QTY	LINE	SERIES	BODY	ENGINE	TRANS	TRIM	DESCRIPTION
------	-------------	-----	------	--------	------	--------	-------	------	-------------

NOTE: Packages Do Not Contain Gaskets For All Required Sealing. R.T.V. Sealer And Gasket Eliminator Must Also Be Used.  
GASKET PACKAGE, Engine Upper - 04897385AA

1	04777536	1				EL0, EM0			CAP, Oil Filler
2									COVER, Cylinder Head
	53020340AB	1				EL0, EM0			w/Oil Fill Hole
	53020612AB	1				EL0, EM0			w/o Oil Fill Hole
3	53006695	2				EL0, EM0			GASKET, Valve Cover
4	53021137	2				EM0			HEAD, Cylinder
	R5852480								Mopar Reman For Corporate Warranty Use
5	53020490	2				EL0			GASKET, Cylinder Head
6	04556020	2				EM0			PLUG, Core, 1.25 Diameter
7	06035878AA	12				EM0			STUD
-8	06035877AA	7				EM0			SCREW AND WASHER, Hex Head, .25-20x.875
9	53020419	8				EL0, EM0			SHIELD, Heat
10									BOLT, Cylinder Head
	06034690	10				EL0, EM0			.50-13x2.00
	06034691	10				EL0, EM0			.50x4.625

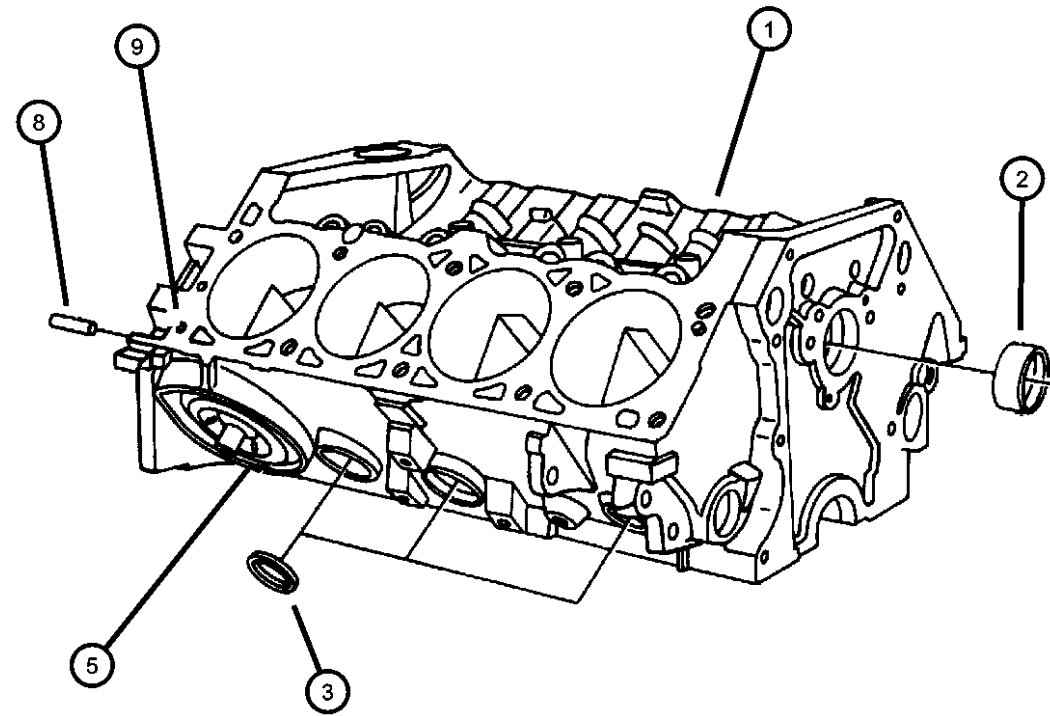


GRAND CHEROKEE (ZJ)				
SERIES	LINE	BODY	ENGINE	TRANSMISSION
L = LOWLINE	T = JEEP - 2WD J = JEEP - 4WD	74 = SPORT UTILITY 4-DR	ELF = 5.2L V8 MPI Engine EML = 5.9L V8 MPI Engine ERH = 4.0L Power Tech I-6 Engine	DGK = 4-Spd. Automatic 42RE Transmission DGT = 4-Spd. Automatic 46RE Transmission DGW = TRANSMISSION - 4-SPD. AUTOMATIC, 44RE DGO = ALL AUTOMATIC TRANSMISSIONS

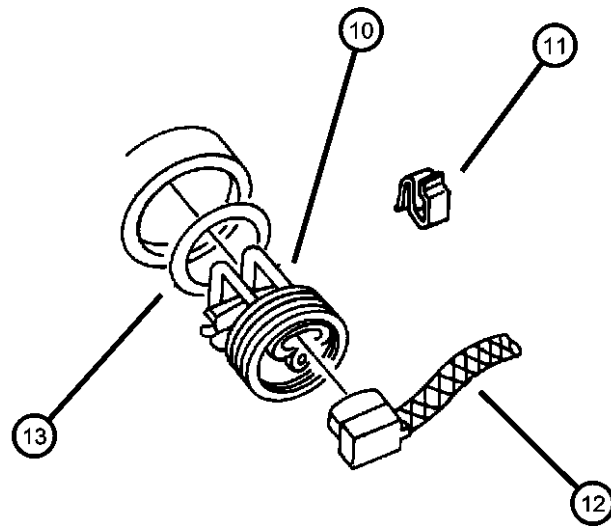
# Cylinder Block Figure 5.2L-310

ITEM	PART NUMBER	QTY	LINE	SERIES	BODY	ENGINE	TRANS	TRIM	DESCRIPTION
------	----------------	-----	------	--------	------	--------	-------	------	-------------

NOTE: Packages Do Not Contain Gaskets For All Required Sealing. R.T.V. Sealer And Gasket Eliminator Must Also Be Used.  
GASKET PACKAGE, Engine Lower - 04720740



1	04713602 R2852480 R9852422 04761845AC 04761839AB P5007324	1				EL0			BLOCK, Short Mopar Remanufactured Long Block w/ Head(s) Mopar Remanufactured Short Block 1992 - 2002 Mopar 10W30 Engine Oil Gallon Mopar 10W30 Engine Oil Quart Performance Mobil 1, 10W - 30 Tri-Synthetic Engine Oil, Quart
2	03830603	1				EL0			BEARING, Camshaft, #1
3	04556020	1				EL0			PLUG, Core, 1.25 Diameter
-4	04556022	9				EL0			PLUG, Core, 1.625 Diameter
5	03751818	2				EL0			PLUG, Pipe
-6	53009518	1				EL0			PLUG, Cylinder Block Oil Hole
-7	53009518	1							PLUG, Cylinder Block Oil Hole, (NOT SERVICED)
8	01122532	2				EL0			DOWEL, Block To Clutch Housing
9	00141215	4				EL0			DOWEL, .312 x .500
10	04798276	1				EL0, EM0			HEATER PACKAGE, Engine Block
11	04798276	1							CLIP, (NOT SERVICED)
12	56027117	1				EL0, EM0			CORD, Engine Block Heater
13	06501446	1				EL0, EM0			O RING, Engine Block Heater



## GRAND CHEROKEE (ZJ)

SERIES	LINE
L = LOWLINE	T = JEEP - 2WD J = JEEP - 4WD

BODY
74 = SPORT UTILITY 4-DR

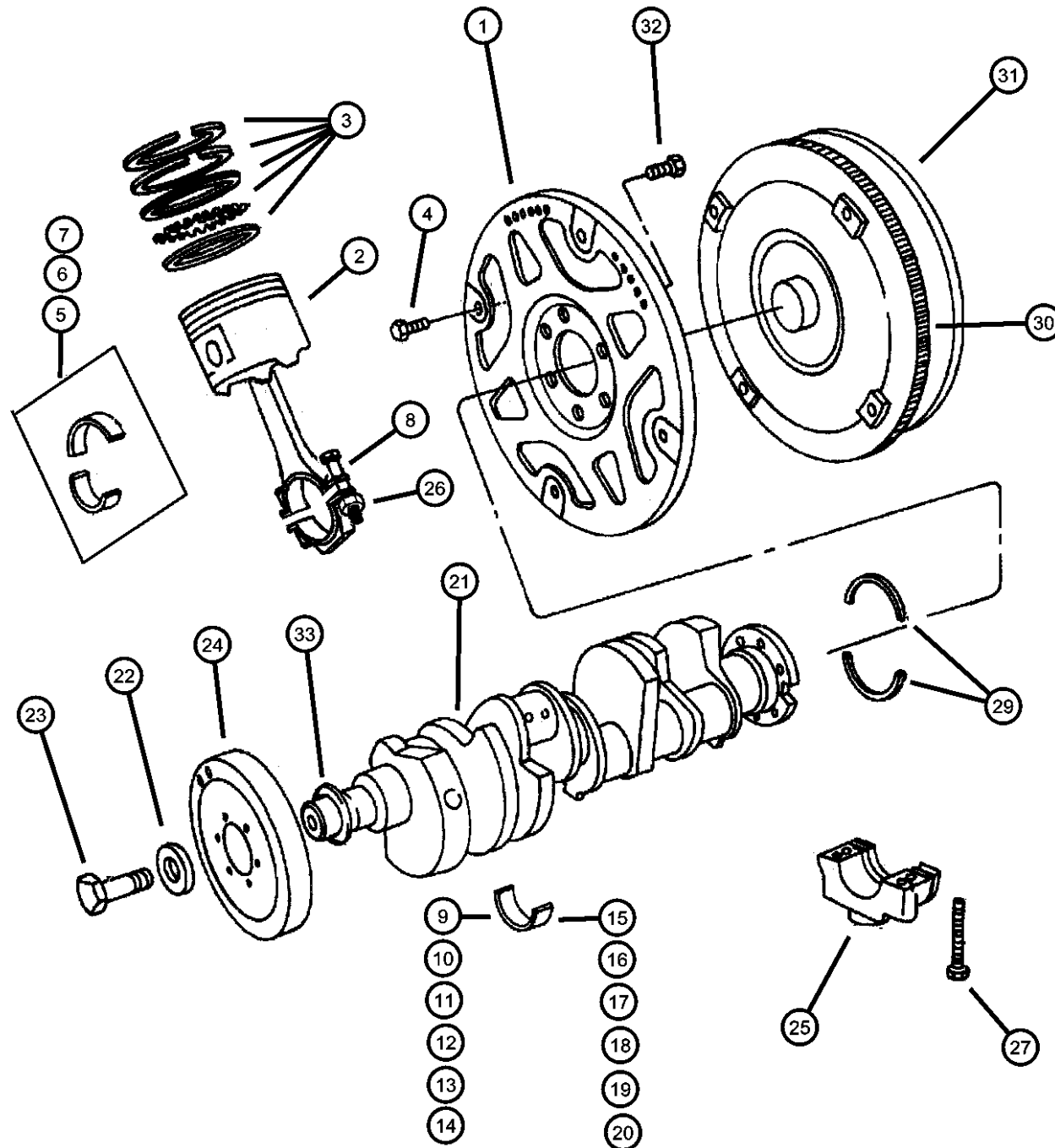
ENGINE
ELF = 5.2L V8 MPI Engine EML = 5.9L V8 MPI Engine ERH = 4.0L Power Tech I-6 Engine

TRANSMISSION
DGK = 4-Spd. Automatic 42RE Transmission DGT = 4-Spd. Automatic 46RE Transmission DGW = TRANSMISSION - 4-SPD. AUTOMATIC, 44RE DGO = ALL AUTOMATIC TRANSMISSIONS

AR = use ase required - = Non illustrated part

1998 ZJ

**Crankshaft, Piston and Torque Converter**  
**Figure 5.2L-410**



ITEM	PART NUMBER	QTY	LINE	SERIES	BODY	ENGINE	TRANS	TRIM	DESCRIPTION
1	52118255	1				EL0	DG0		PLATE, Torque Converter Drive
2									PISTON PIN AND ROD
	04778855	4				EL0			#1,3,5,7 B Size, 3.90925
	04778856	4				EL0			#2,4,6,8 B Size, 3.90925
	04778857	4				EL0			#1,3,5,7 C Size, 3.90975
	04778858	4				EL0			#2,4,6,8 C Size, 3.90975
	04778859	4				EL0			#1,3,5,7 D Size, 3.91025
	04778860	4				EL0			#2,4,6,8 D Size, 3.91025
3	04720727	4				EL0			RING PACKAGE, Piston
4	01949765	4					DG0		SCREW, Hex Head Header Point, .312-24x.44
5	02421305	8				EL0			BEARING, Connecting Rod, STD.
6	02421306	AR				EL0			BEARING, Connecting Rod, .001" U/S
7	02421309	AR				EL0			BEARING, Connecting Rod, .010" U/S
8	06033715	8				EL0			BOLT, Connecting Rod
9	04397776	1				EL0			BEARING PACKAGE, Crankshaft, Standard Size, #1
10	04397780	AR				EL0			BEARING PACKAGE, Crankshaft, .001 Undersize, #1
11	04397792	AR				EL0			BEARING PACKAGE, Crankshaft, .010 Undersize, #1
12	04397777	2				EL0			BEARING PACKAGE, Crankshaft, Standard Size, #2,4
13	04397781	AR				EL0			BEARING PACKAGE, Crankshaft, .001 Undersize, #2,4
14	04397793	AR				EL0			BEARING PACKAGE, Crankshaft, .010 Undersize, #2,4
15	04720595	1				EL0			BEARING, Crankshaft, STD., #3
16	04720596	AR				EL0			BEARING PACKAGE, Crankshaft, .001 Undersize, #3
17	04720593	1				EL0			BEARING PACKAGE, Crankshaft, .010 Undersize, #3
18	04397701	1				EL0			BEARING PACKAGE, Crankshaft, Standard Size, #5
19	04397702	AR				EL0			BEARING PACKAGE, Crankshaft, .001 Undersize, #5
20	04397705	1				EL0			BEARING PACKAGE, Crankshaft, .010 Undersize, #5
21	53020603	1				EL0	DG0		CRANKSHAFT

**GRAND CHEROKEE (ZJ)**

SERIES LINE  
L = LOWLINE T = JEEP - 2WD  
J = JEEP - 4WD

BODY  
74 = SPORT UTILITY 4-DR

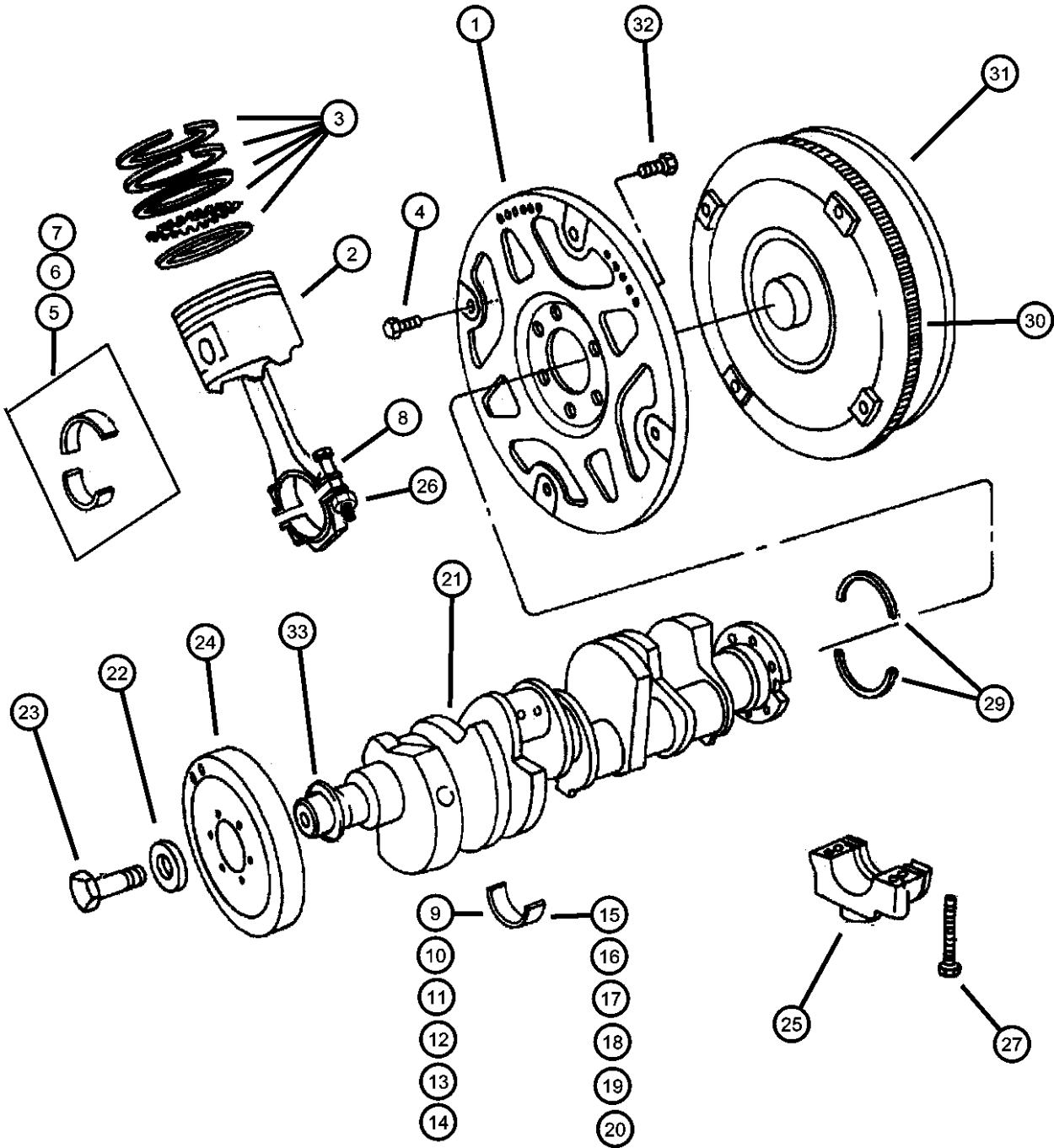
ENGINE  
ELF = 5.2L V8 MPI Engine  
EML = 5.9L V8 MPI Engine  
ERH = 4.0L Power Tech I-6 Engine

TRANSMISSION  
DGK = 4-Spd. Automatic 42RE Transmission  
DGT = 4-Spd. Automatic 46RE Transmission  
DGW = TRANSMISSION - 4-SPD. AUTOMATIC, 44RE  
DGO = ALL AUTOMATIC TRANSMISSIONS

AR = use ase required - = Non illustrated part

1998 ZJ

Crankshaft, Piston and Torque Converter  
Figure 5.2L-410

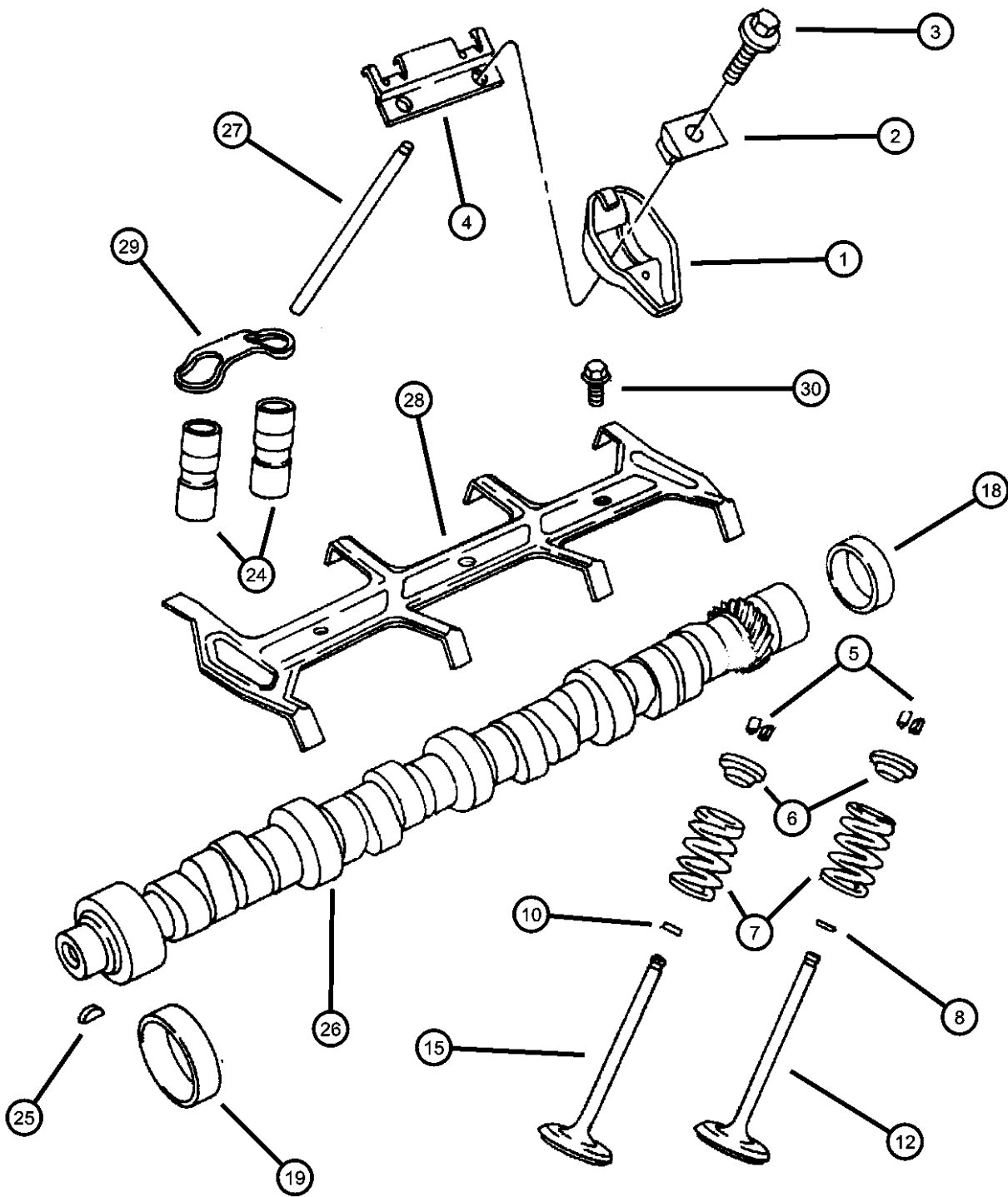


ITEM	PART NUMBER	QTY	LINE	SERIES	BODY	ENGINE	TRANS	TRIM	DESCRIPTION
22	01855561	1				EL0, EM0			WASHER, Flat, .78x1.9x.250
23	01821414	1				EL0, EM0			SCREW, Hex Head Header Point, .75-16x2.25
24	53020229	1				EL0			DAMPER, Crankshaft
25	53020229	1							CAP, Serviced in Block, (NOT SERVICED)
26	06032296	8				EL0			NUT, Hex, .375-24
27	06027264	8				EL0			SCREW, Socket Hex Head, .50-13x3.25, #1,2,3
-28	06033300	2				EL0			SCREW, Cap, .50-13x2.80, #4
29	04778228	1				EL0			SEAL PACKAGE, Crankshaft
30	03515203	1				EL0	DG0		GEAR, Ring
31	04736599	1				EL0	DG0		TORQUE CONVERTER
	R4736599								Mopar Remanufactured Part
32	01949424	6				EL0, EM0	DG0		SCREW, Hex Head Header Point, .75-16x2.25
33	06035948AA	1				EL0, EM0			WASHER, Sealing

GRAND CHEROKEE (ZJ)		BODY		ENGINE	TRANSMISSION
SERIES	LINE				
L = LOWLINE	T = JEEP - 2WD J = JEEP - 4WD	74 = SPORT UTILITY 4-DR		ELF = 5.2L V8 MPI Engine EML = 5.9L V8 MPI Engine ERH = 4.0L Power Tech I-6 Engine	DGK = 4-Spd. Automatic 42RE Transmission DGT = 4-Spd. Automatic 46RE Transmission DGW = TRANSMISSION - 4-SPD. AUTOMATIC, 44RE DGO = ALL AUTOMATIC TRANSMISSIONS



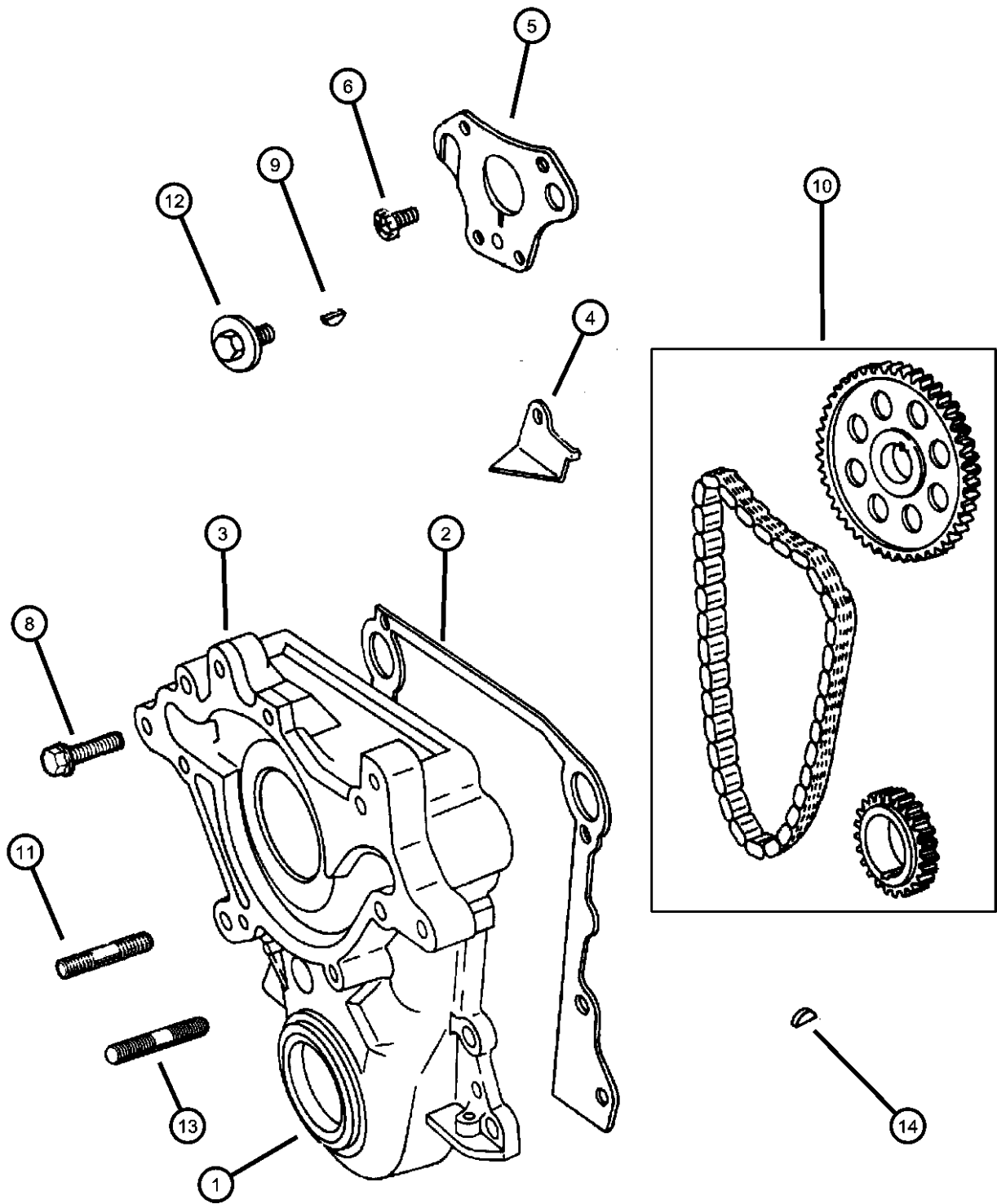
Camshaft and Valves  
Figure 5.2L-510



ITEM	PART NUMBER	QTY	LINE	SERIES	BODY	ENGINE	TRANS	TRIM	DESCRIPTION
1	53008282	16				EL0, EM0			ROCKER ARM, Valve
2	53008283	16				EL0, EM0			PIVOT, Rocker Arm
3	06034184	16				EL0, EM0			BOLT, Hex Flange Head, .312-18x1.72
4	53008633	8				EL0, EM0			RETAINER, Rocker Arm Pivot
5	33003521	32				EL0, EM0			LOCK, Valve Spring Retainer
6	33004626	16				EL0, EM0			RETAINER, Valve Spring
7	53021056	16				EL0, EM0			SPRING, Valve
8	53009886	8				EL0, EM0			SEAL, Valve Guide, Standard, .003 O/S
-9	33003016	AR				EL0			SEAL, Valve Guide, .015" Oversize
10	53009887	8				EL0, EM0			SEAL, Valve Guide
-11	33002733	AR				EL0			SEAL, Valve Guide, .015" Oversize
12	53006723	8				EL0, EM0			VALVE, Intake, Standard
-13	53009287	AR				EL0			VALVE, Intake, .003" O/S
-14	53009285	AR				EL0			VALVE, Intake, .015" O/S
15	53006724	8				EL0, EM0			VALVE, Exhaust, Standard
-16	53009291	AR				EL0			VALVE, Exhaust, .003" O/S
-17	53009289	AR				EL0			VALVE, Exhaust, .015" O/S
18	02863071	1				EL0			PLUG, Camshaft
19	03830603	1				EL0			BEARING, Camshaft, #1
-20	04179776	1				EL0			BEARING, Camshaft, #2
-21	04179777	1				EL0			BEARING, Camshaft, #3
-22	04179778	1				EL0			BEARING, Camshaft, #3 or #4
-23	01632526	1				EL0			BEARING, Camshaft, #4 or #5
24	04713439	16				EL0, EM0			TAPPET PACKAGE, Valve
25	00431787	1				EL0, EM0			KEY, Camshaft Sprocket
26	53020283	1				EL0			CAMSHAFT, Engine
27	53006722	16				EL0, EM0			PUSH ROD, Valve
28	04323207	1				EL0, EM0			RETAINER, Tappet Yoke Aligning
29	04483045	8				EL0, EM0			YOKE, Tappet Aligning
30	06034483	3				EL0, EM0			SCREW, Hex Head Coned, .312-18x.875

GRAND CHEROKEE (ZJ)		BODY		ENGINE		TRANSMISSION	
SERIES	LINE						
L = LOWLINE	T = JEEP - 2WD J = JEEP - 4WD	74 = SPORT UTILITY 4-DR		ELF = 5.2L V8 MPI Engine EML = 5.9L V8 MPI Engine ERH = 4.0L Power Tech I-6 Engine		DGK = 4-Spd. Automatic 42RE Transmission DGT = 4-Spd. Automatic 46RE Transmission DGW = TRANSMISSION - 4-SPD. AUTOMATIC, 44RE DGO = ALL AUTOMATIC TRANSMISSIONS	

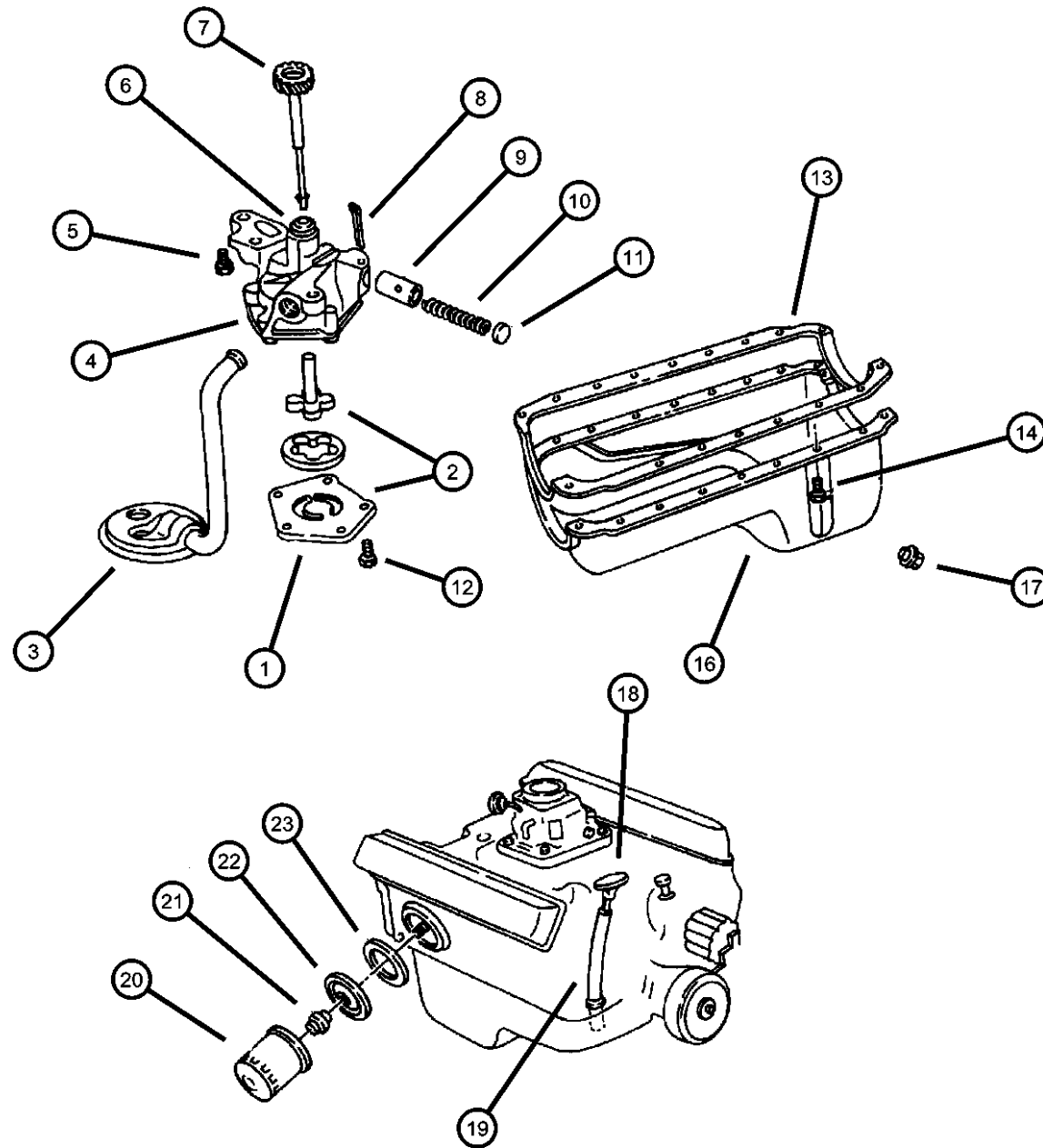
Timing Gear and Cover  
Figure 5.2L-610



ITEM	PART NUMBER	QTY	LINE	SERIES	BODY	ENGINE	TRANS	TRIM	DESCRIPTION
1	04897297AA	1				EL0			SEAL PACKAGE, Timing Case Cover
2	53021057	1				EL0, EM0			GASKET, Chain Case Cover
3	04897723AA	1				EL0			COVER PACKAGE, Engine Timing
4	03671649	1				EL0, EM0			TAB, Timing Chain Oil
5	04315764	1				EL0, EM0			PLATE, Camshaft Thrust
6	04315764	1							SCREW, Hex Head, .312-18.625, (NOT REQUIRED)
-7	01947953	3				EL0, EM0			SCREW AND WASHER, Hex Head
8	06034479	1				EL0, EM0			BOLT, Hex Head, .375-16x2.25
9	06029411	1				EL0			KEY, Crankshaft Sprocket
10	83507095	1				EL0			CHAIN PACKAGE, Timing
11	06034452	1				EL0, EM0			STUD, .375-16x.375-16x2.38
12	06034321	1				EL0, EM0			SCREW AND WASHER, Hex Head, Coned, Header, .437-14x1.375
13	06034453	2				EL0, EM0			STUD, .375-16x.375-16x1.63
14	06029411	1				EL0			KEY, Crankshaft Sprocket

GRAND CHEROKEE (ZJ)		BODY		ENGINE	TRANSMISSION
SERIES	LINE				
L = LOWLINE	T = JEEP - 2WD J = JEEP - 4WD	74 = SPORT UTILITY 4-DR		ELF = 5.2L V8 MPI Engine EML = 5.9L V8 MPI Engine ERH = 4.0L Power Tech I-6 Engine	DGK = 4-Spd. Automatic 42RE Transmission DGT = 4-Spd. Automatic 46RE Transmission DGW = TRANSMISSION - 4-SPD. AUTOMATIC, 44RE DGO = ALL AUTOMATIC TRANSMISSIONS

# Engine Oiling Figure 5.2L-710



ITEM	PART NUMBER	QTY	LINE	SERIES	BODY	ENGINE	TRANS	TRIM	DESCRIPTION
1	04071043	1				EL0			COVER, Engine Oil Pump
2	03837648	1				EL0			SHAFT AND ROTOR PACKAGE, Oil Pump
3	53020462	1				EL0			PICKUP, Engine Oil
4	53009295	1				EL0			PUMP, Engine Oil
5	00179842	2				EL0, EM0			SCREW, Hex Head Header Point, .375-16x1.375
6	01737725	1				EL0			BUSHING, Oil Pump and Distributor
7	53020546	1				EL0, EM0			SHAFT, Oil Pump
8	00108636	1				EL0			PIN, Cotter
9	02843208	1				EL0			PLUNGER, Oil Pressure Relief Valve
10	02402473	1				EL0			SPRING, Oil Pressure Relief Valve
11	02806273	1				EL0			CAP, Oil Pressure Relief Valve
12	00220480	5				EL0			SCREW, Hex Head Header Point, .25-20x.75
13	53005650	1				EL0			GASKET, Oil Pan
14	06034483	18				EL0, EM0			SCREW, Hex Head Coned, .312-18x.875
-15	06034733	1				EL0, EM0			STUD, .312-18/.250-20x1.680
16	53020913	1				EL0			PAN, Engine Oil
17	06035417	1				EL0			PLUG, Oil Drain
18	53020948	1				EL0, EM0			INDICATOR, Engine Oil Level
19	53009121	1				EL0, EM0			TUBE, Engine Oil Indicator
20	05281090	1				EL0, EM0			FILTER, Engine Oil
	0FE00292								Canadian Aftermarket Part
	05281090BA								BULK PACK (12)
	77060018								Performance Mobil 1, 15W - 50 Tri-Synthetic Engine Oil-Recommended Fill for 6.1L & 8.3L
	P5007323								Performance Mobil 1, 5W - 30 Tri-Synthetic Engine Oil, Quart
21	53007563	1				EL0, EM0			CONNECTOR, Oil Filter
22	53021053	1				EL0, EM0			PLATE, Oil Filter Adapter
23	53020461	1				EL0, EM0			GASKET, Oil Filter Adapter

## GRAND CHEROKEE (ZJ)

SERIES LINE  
L = LOWLINE T = JEEP - 2WD  
J = JEEP - 4WD

BODY  
74 = SPORT UTILITY 4-DR

ENGINE  
ELF = 5.2L V8 MPI Engine  
EML = 5.9L V8 MPI Engine  
ERH = 4.0L Power Tech I-6 Engine

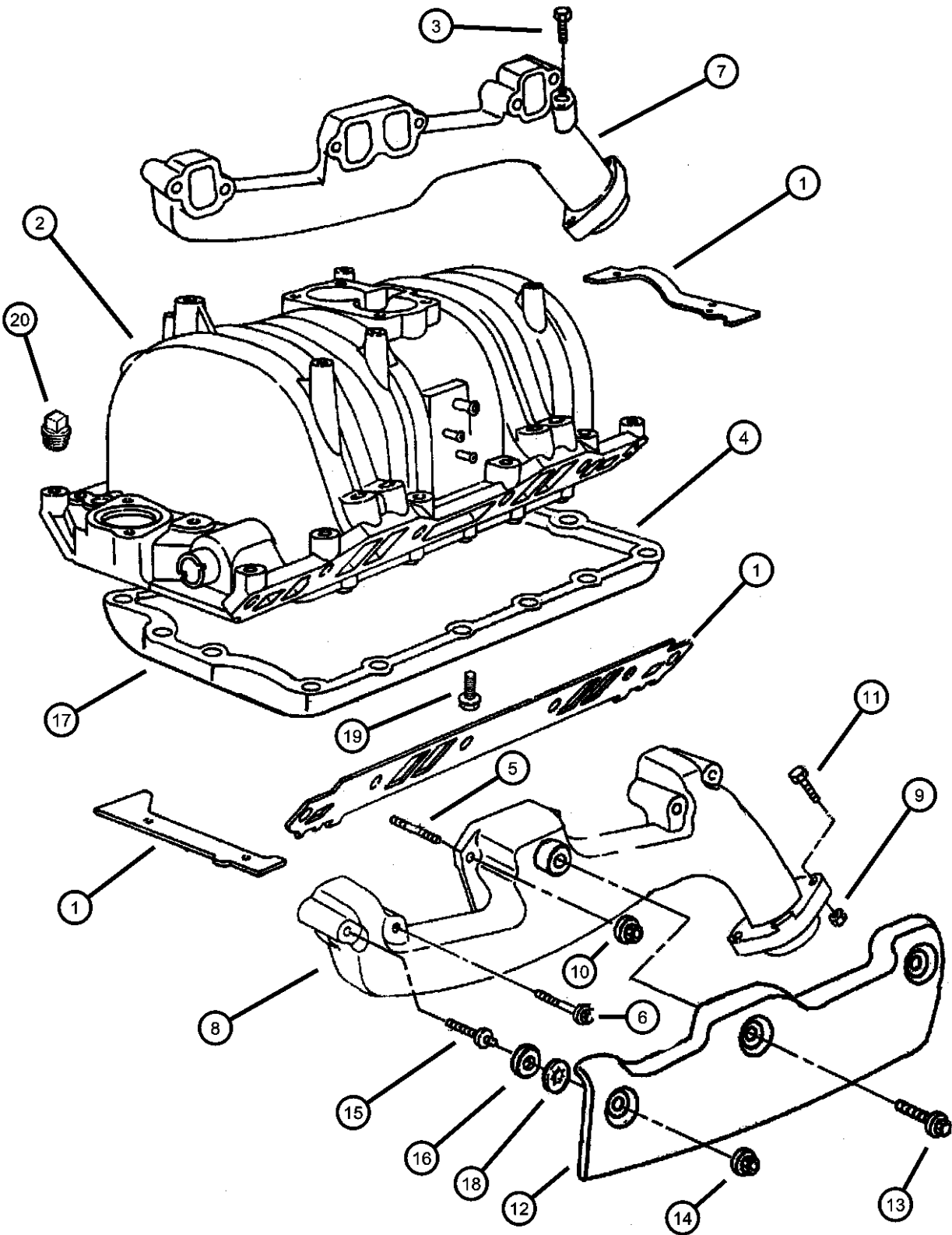
TRANSMISSION  
DGK = 4-Spd. Automatic 42RE Transmission  
DGT = 4-Spd. Automatic 46RE Transmission  
DGW = TRANSMISSION - 4-SPD. AUTOMATIC, 44RE  
DGO = ALL AUTOMATIC TRANSMISSIONS

AR = use ase required - = Non illustrated part

1998 ZJ

<< RETURN TO GROUP INDEX

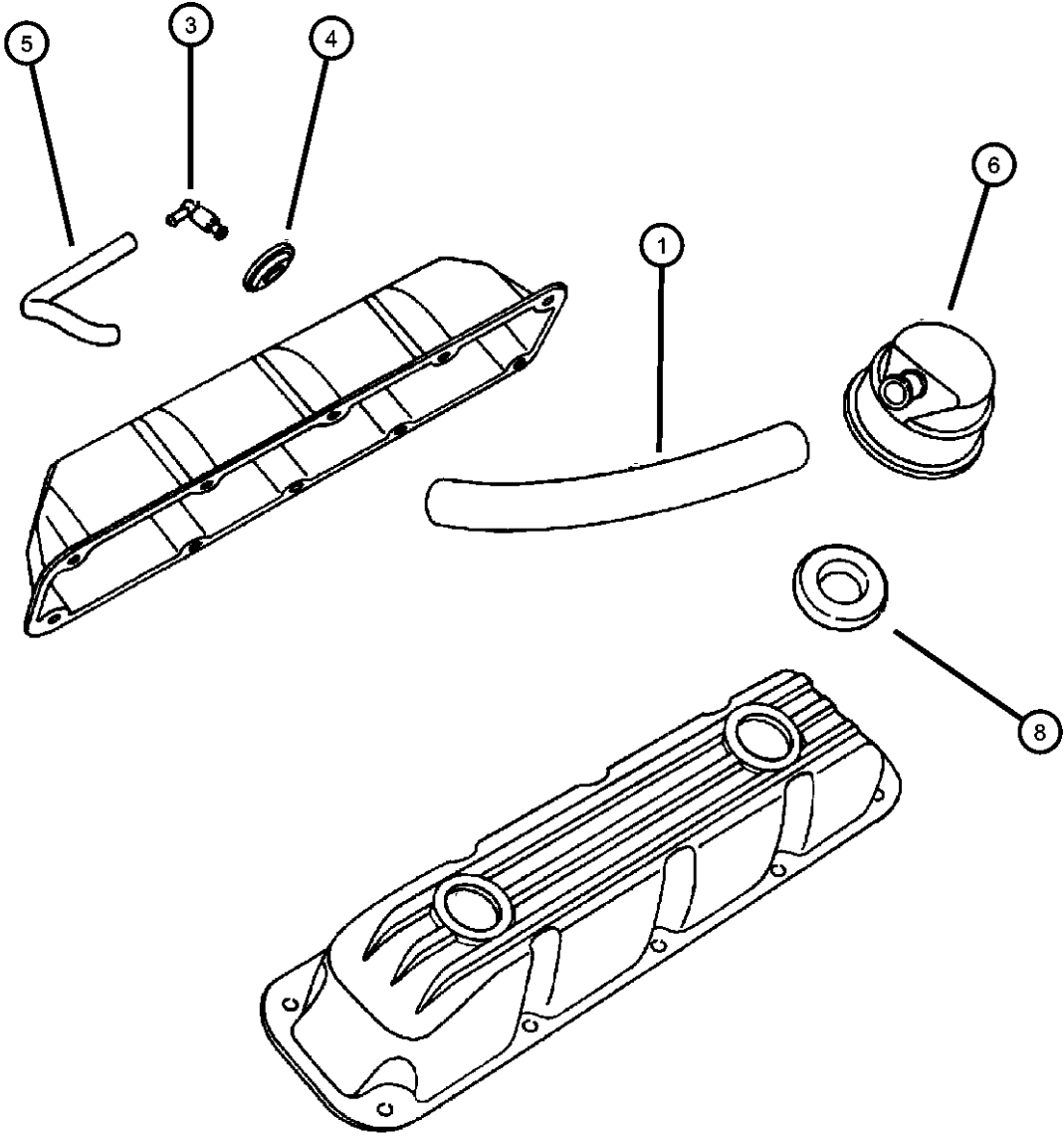
Manifold, Intake and Exhaust  
Figure 5.2L-810



ITEM	PART NUMBER	QTY	LINE	SERIES	BODY	ENGINE	TRANS	TRIM	DESCRIPTION
NOTE: Packages Do Not Contain Gaskets For All Required Sealing. R.T.V. Sealer And Gasket Eliminator Must Also Be Used.									
1	04897383AB	1				EL0, EM0			GASKET PACKAGE, Intake Manifold
2	04897490AA	1				EL0, EM0			MANIFOLD, Intake
3	06035967AA	12				EL0, EM0			SCREW AND WASHER, Hex Head
4	53006623	1				EL0, EM0			GASKET, Intake Manifold Pan
5	06034643	4				EL0, EM0			STUD, .312-18/.312-24x2.25
6	06034806	2				EL0, EM0			SCREW AND WASHER, Hex Head, .312-18x3.125
7	53030869	1				EL0			MANIFOLD, Exhaust
8	53009379	1				EL0			MANIFOLD, Exhaust
9	06031959	4				EL0, EM0			NUT, Hex Flange Lock
10	00115729	4				EL0, EM0			NUT, Hex, .312 x 24
11	06035343	4				EL0, EM0			BOLT, Hex Head, .375-16x.25
12	53010260	1				EL0, EM0			SHIELD, Exhaust Manifold
13	53010260	1							SCREW, .312-18x.875, (NOT SERVICED)
14	53010260	1							NUT, .312-24, (NOT SERVICED)
15	06035184	6				EL0, EM0			STUD, .312-18/.312-24x4.125
16	53010091	4				EL0, EM0			CLAMP, Exhaust Manifold
17	53006617	1				EL0, EM0			PAN, Intake Manifold
18	06026334	4				EL0, EM0			NUT, Push, .312
19	06034583	15				EL0, EM0			SCREW AND WASHER, Hex Head, .25-20x.892
20	06034583	15							PLUG, Pipe, .125-27x3.50, (NOT REQUIRED)

GRAND CHEROKEE (ZJ)		BODY		ENGINE	TRANSMISSION
SERIES	LINE				
L = LOWLINE	T = JEEP - 2WD J = JEEP - 4WD	74 = SPORT UTILITY 4-DR		ELF = 5.2L V8 MPI Engine EML = 5.9L V8 MPI Engine ERH = 4.0L Power Tech I-6 Engine	DGK = 4-Spd. Automatic 42RE Transmission DGT = 4-Spd. Automatic 46RE Transmission DGW = TRANSMISSION - 4-SPD. AUTOMATIC, 44RE DGO = ALL AUTOMATIC TRANSMISSIONS

Crankcase Ventilation  
Figure 5.2L-910



ITEM	PART NUMBER	QTY	LINE	SERIES	BODY	ENGINE	TRANS	TRIM	DESCRIPTION
1	06034583	15							HOSE, Crankcase Vent, (NOT REQUIRED)
-2	53030341AB	1				EL0, EM0			TUBE, Crankcase Vent To Air Cleaner
3	53031135	1				EL0, EM0			VALVE, Crankcase Vent
4	53030017	1				EL0, EM0			GROMMET, Crankcase Vent
5	53008675AB	1				EL0, EM0			TUBE, PCV Valve
6	53008675AB	1							FILTER, Crankcase Vent, (NOT REQUIRED)
-7	53030497	1				EL0, EM0			FITTING, Crankcase Vent Tube
8	02946079	1				EL0, EM0			GROMMET, Crankcase Vent

GRAND CHEROKEE (ZJ)				
SERIES	LINE	BODY	ENGINE	TRANSMISSION
L = LOWLINE	T = JEEP - 2WD J = JEEP - 4WD	74 = SPORT UTILITY 4-DR	ELF = 5.2L V8 MPI Engine EML = 5.9L V8 MPI Engine ERH = 4.0L Power Tech I-6 Engine	DGK = 4-Spd. Automatic 42RE Transmission DGT = 4-Spd. Automatic 46RE Transmission DGW = TRANSMISSION - 4-SPD. AUTOMATIC, 44RE DGO = ALL AUTOMATIC TRANSMISSIONS

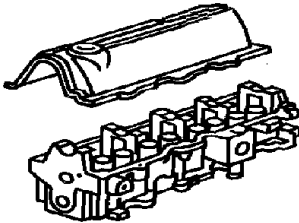
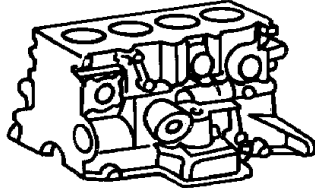

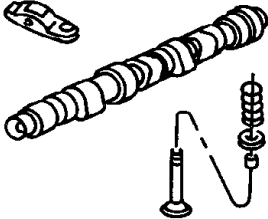
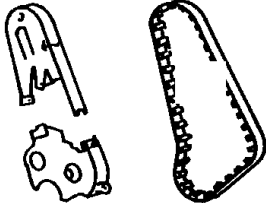
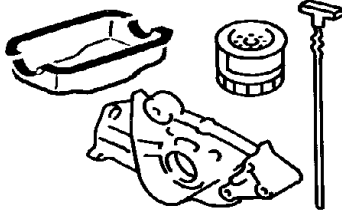
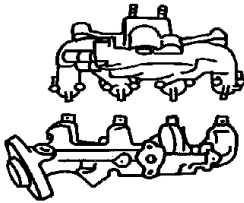
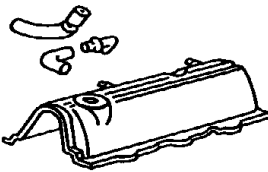
AR = use ase required - = Non illustrated part

# Group - 5.9L

## Engine 5.9L Eight Cylinder

### Group - 5.9L Engine 5.9L Eight Cylinder

Illustration Title Group-Fig. No.

<b>5.9L-200</b> Cylinder Head 	<b>5.9L-300</b> Cylinder Block 	<b>5.9L-400</b> Crankshaft, Pistion and Torque Converter 	<b>5.9L-500</b> Camshafts & Valves 
<b>5.9L-600</b> Timing Belt and Cover 	<b>5.9L-700</b> Engine Oiling 	<b>5.9L-800</b> Manifolds 	<b>5.9L-900</b> Crankcase Ventilation 

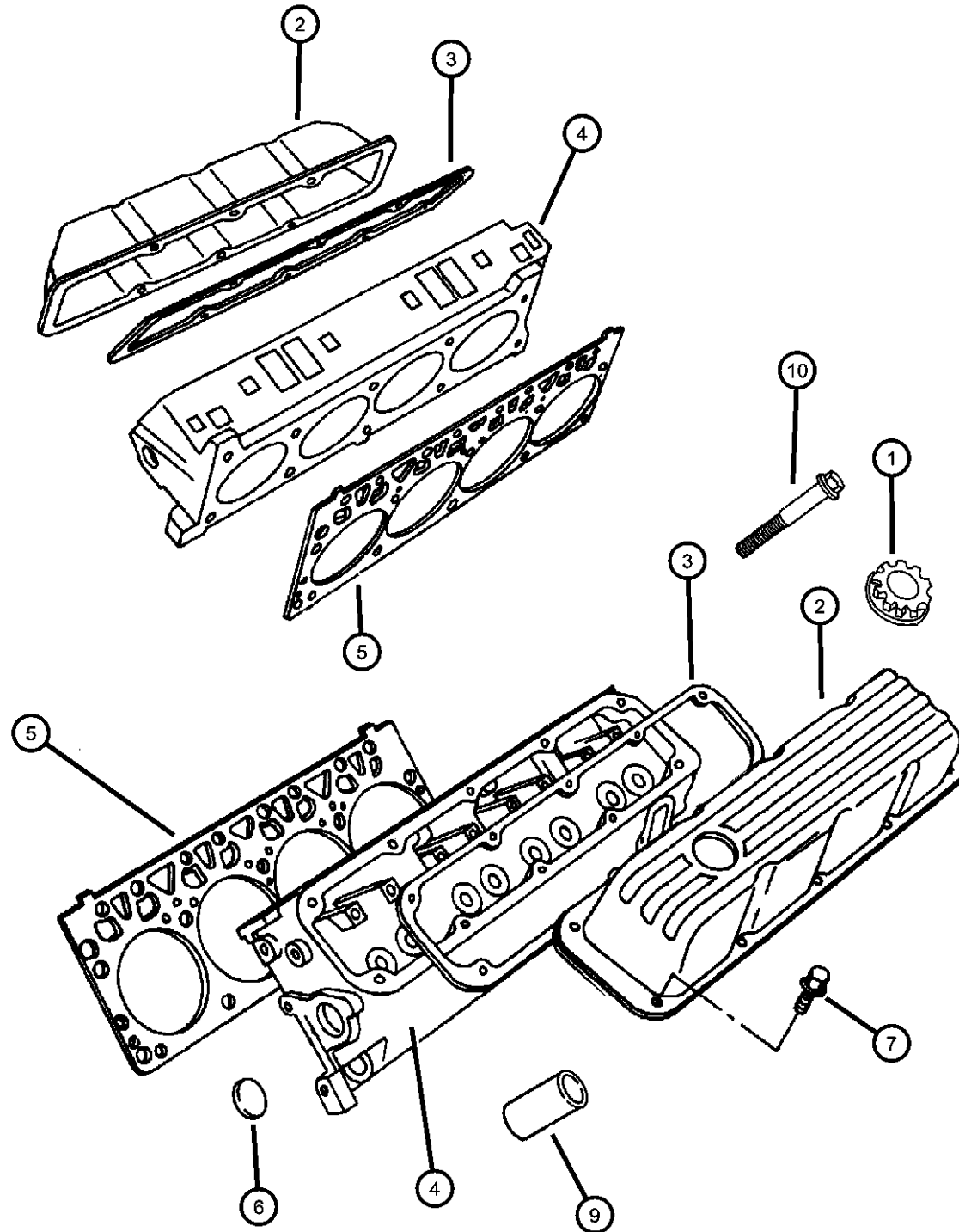
<b>Cylinder Head</b> Cylinder Head .....	Fig. 5.9L - 210
<b>Cylinder Block</b> Cylinder Block .....	Fig. 5.9L - 310
<b>Crankshaft, Pistion and Torque Converter</b> Crankshaft, Piston and Torque Converter .....	Fig. 5.9L - 410
<b>Camshafts &amp; Valves</b> Camshaft and Valves .....	Fig. 5.9L - 510
<b>Timing Belt and Cover</b> Timing Cover .....	Fig. 5.9L - 610
<b>Engine Oiling</b> Engine Oiling .....	Fig. 5.9L - 710
<b>Manifolds</b> Manifold, Intake and Exhaust .....	Fig. 5.9L - 810
<b>Crankcase Ventilation</b> Crankcase Ventilation.....	Fig. 5.9L - 910

**Cylinder Head**  
**Figure 5.9L-210**

ITEM	PART NUMBER	QTY	LINE	SERIES	BODY	ENGINE	TRANS	TRIM	DESCRIPTION
------	-------------	-----	------	--------	------	--------	-------	------	-------------

NOTE: Packages Do Not Contain Gaskets For All Required Sealing. R.T.V. Sealer And Gasket Eliminator Must Also Be Used.  
GASKET PACKAGE, Engine Upper - 04897386AA

1	04777536	1	EL0, EM0	CAP, Oil Filler
2				COVER, Cylinder Head
	53020340AB	1	EL0, EM0	w/Oil Fill Hole
	53020612AB	1	EL0, EM0	w/o Oil Fill Hole
3	53006695	2	EL0, EM0	GASKET, Valve Cover
4	53021137	2	EM0	HEAD, Cylinder
	R5852480			Mopar Reman For Corporate Warranty Use
5	53021098	2	EM0	GASKET, Cylinder Head
6	04556020	4	EM0	PLUG, Core, 1.25 Diameter
7	06035878AA	12	EM0	STUD
-8	06035877AA	7	EM0	SCREW AND WASHER, Hex Head, .25-20x.875
9	53020419	8	EL0, EM0	SHIELD, Heat
10				BOLT, Cylinder Head
	06034690	10	EL0, EM0	.50-13x2.00
	06034691	10	EL0, EM0	.50x4.625



**GRAND CHEROKEE (ZJ)**

SERIES                      LINE  
L = LOWLINE            T = JEEP - 2WD  
                                 J = JEEP - 4WD

BODY  
74 = SPORT UTILITY 4-DR

ENGINE  
ELF = 5.2L V8 MPI Engine  
EML = 5.9L V8 MPI Engine  
ERH = 4.0L Power Tech I-6  
Engine

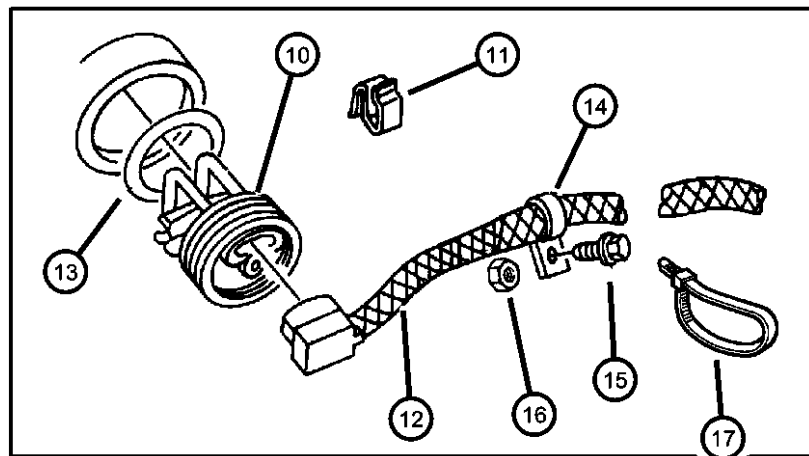
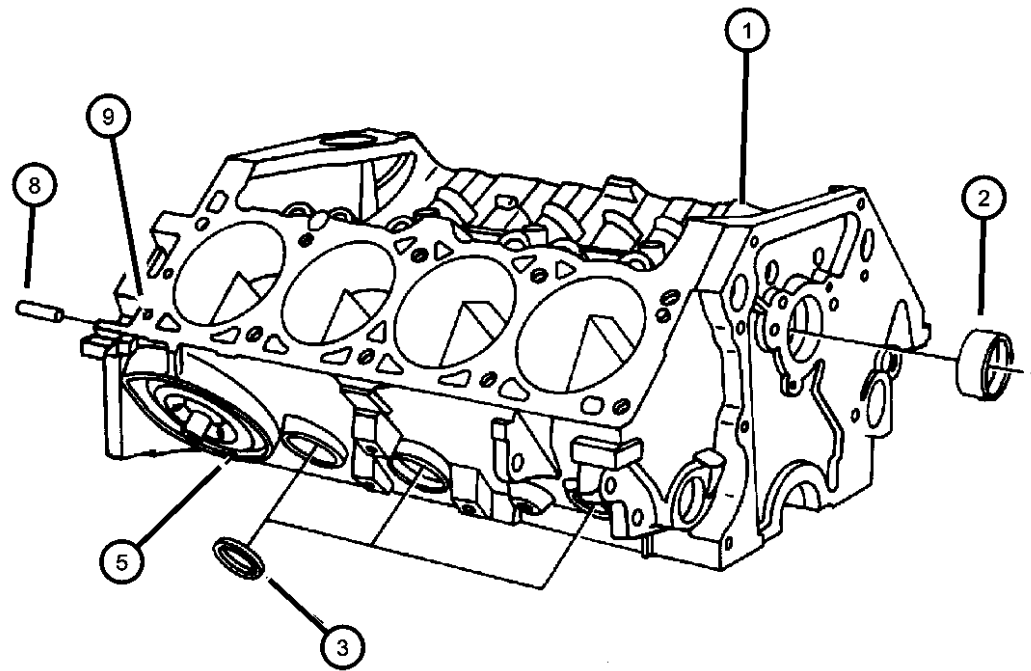
TRANSMISSION  
DGK = 4-Spd. Automatic 42RE  
Transmission  
DGT = 4-Spd. Automatic 46RE  
Transmission  
DGW = TRANSMISSION - 4-SPD.  
AUTOMATIC, 44RE  
DGO = ALL AUTOMATIC  
TRANSMISSIONS

AR = use ase required    - = Non illustrated part

1998 ZJ

**<< RETURN TO GROUP INDEX**

# Cylinder Block Figure 5.9L-310



ITEM	PART NUMBER	QTY	LINE	SERIES	BODY	ENGINE	TRANS	TRIM	DESCRIPTION
NOTE: Packages Do Not Contain Gaskets For All Required Sealing. R.T.V. Sealer And Gasket Eliminator Must Also Be Used. GASKET PACKAGE, Engine Lower - 04746001									
1	04741528AB 04761839AB 04761845AC R2859488	1				EM0			BLOCK, Short Mopar 10W30 Engine Oil Quart Mopar 10W30 Engine Oil Gallon Mopar Reman 5.9L Long Block (EML)
2	03830603	1				EM0			BEARING, Camshaft, #1
3	04556020	2				EM0			PLUG, Core, 1.25 Diameter
-4	04556022	8				EM0			PLUG, Core, 1.625 Diameter
5	03751818	2				EM0			PLUG, Pipe
-6	53009518	1				EM0			PLUG, Cylinder Block Oil Hole
-7	53009518	1							PLUG, Cylinder Block, 3/8NPT, (NOT SERVICED)
8	01122532	2				EM0			DOWEL, Block To Clutch Housing
9	00141215	4				EM0			DOWEL, .312 x .500
10	04798276	1				EL0, EM0			HEATER PACKAGE, Engine Block
11	04798276	1							CLIP, (NOT SERVICED)
12	56027117	1				EL0, EM0			CORD, Engine Block Heater
13	06501446	1				EL0, EM0			O RING, Engine Block Heater
14	06501446	1							CLIP, (NOT SERVICED)
15	06501446	1							SCREW, (NOT SERVICED)
16	00152474	1				EL0, EM0			NUT, Hex Flange Lock, .375-16
17	56008876	1							STRAP, Tie

## GRAND CHEROKEE (ZJ)

SERIES LINE  
L = LOWLINE T = JEEP - 2WD  
J = JEEP - 4WD

BODY  
74 = SPORT UTILITY 4-DR

ENGINE  
ELF = 5.2L V8 MPI Engine  
EML = 5.9L V8 MPI Engine  
ERH = 4.0L Power Tech I-6 Engine

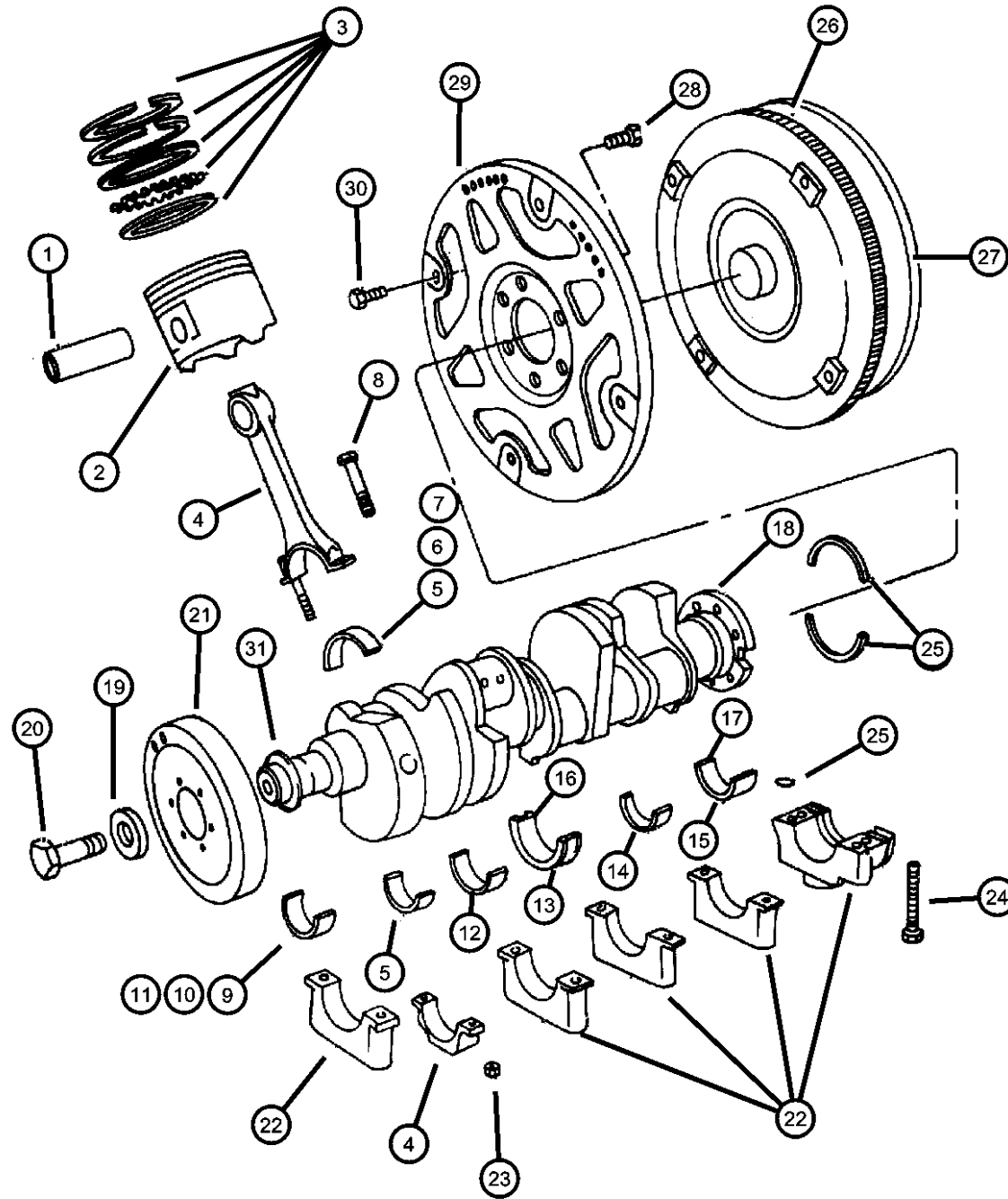
TRANSMISSION  
DGK = 4-Spd. Automatic 42RE Transmission  
DGT = 4-Spd. Automatic 46RE Transmission  
DGW = TRANSMISSION - 4-SPD. AUTOMATIC, 44RE  
DGO = ALL AUTOMATIC TRANSMISSIONS

AR = use ase required - = Non illustrated part

1998 ZJ



**Crankshaft, Piston and Torque Converter**  
**Figure 5.9L-410**



ITEM	PART NUMBER	QTY	LINE	SERIES	BODY	ENGINE	TRANS	TRIM	DESCRIPTION
1	56008876	1							PIN, Piston, Serviced in Piston, (NOT SERVICED)
2									PISTON AND PIN
	04778871	4				EM0			#1,3,5,7 B Size, 3.99975
	04778872	4				EM0			#2,4,6,8 B Size, 3.99975
	04778873	4				EM0			#1,3,5,7 C Size, 4.00025
	04778874	4				EM0			#2,4,6,8 C Size, 4.00025
	04778875	4				EM0			#1,3,5,7 D Size, 4.00075
	04778876	4				EM0			#2,4,6,8 D Size, 4.00075
3	04740259	4				EM0			RING, Piston
4	04740259	4							ROD, Connecting, Serviced in Piston, (NOT SERVICED)
5	02421305	8				EM0			BEARING, Connecting Rod, STD.
6	02421306	4				EM0			BEARING, Connecting Rod, .001" U/S
7	02421309	4				EM0			BEARING, Connecting Rod, .010" U/S
8	06033715	8				EM0			BOLT, Connecting Rod
9	04026487	3				EM0			BEARING PACKAGE, Crankshaft, Standard Size, #1,2,4
10	04026488	3				EM0			BEARING PACKAGE, Crankshaft, .001 Undersize, #1,2,4
11	04026491	3				EM0			BEARING PACKAGE, Crankshaft, .010 Undersize, #1,2,4
12	04713030	1				EM0			BEARING PACKAGE, Crankshaft, Standard Size, #3
13	04713032	1				EM0			BEARING PACKAGE, Crankshaft, .001 Undersize, #3
14	04713036	1				EM0			BEARING, Crankshaft Thrust, .010" U/S, #3
15	03780100	1				EM0			BEARING PACKAGE, Crankshaft, Standard Size, #5
16	03780101	1				EM0			BEARING PACKAGE, Crankshaft, .001 Undersize, #5
17	03780104	1				EM0			BEARING PACKAGE, Crankshaft, .010 Undersize, #5
18	04790759	1				EM0	DG0		CRANKSHAFT AND KEY
19	01855561	1				EL0, EM0			WASHER, Flat, .78x1.9x.250
20	01821414	1				EL0, EM0			SCREW, Hex Head Header Point, .75-16x2.25
21	53020182	1				EM0			DAMPER, Crankshaft

**GRAND CHEROKEE (ZJ)**

SERIES LINE  
L = LOWLINE T = JEEP - 2WD  
J = JEEP - 4WD

BODY  
74 = SPORT UTILITY 4-DR

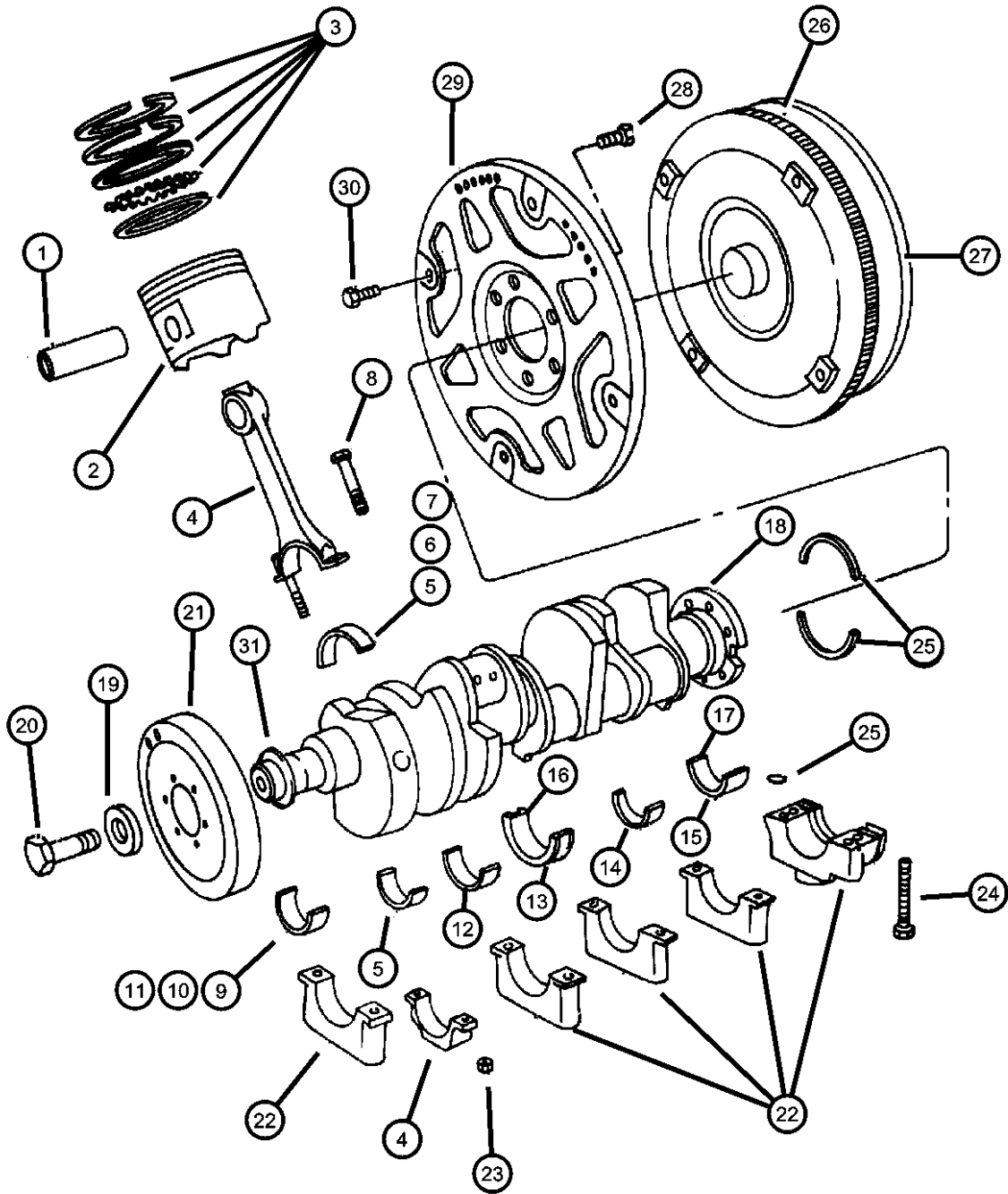
ENGINE  
ELF = 5.2L V8 MPI Engine  
EML = 5.9L V8 MPI Engine  
ERH = 4.0L Power Tech I-6 Engine

TRANSMISSION  
DGK = 4-Spd. Automatic 42RE Transmission  
DGT = 4-Spd. Automatic 46RE Transmission  
DGW = TRANSMISSION - 4-SPD. AUTOMATIC, 44RE  
DGO = ALL AUTOMATIC TRANSMISSIONS

AR = use ase required - = Non illustrated part

1998 ZJ

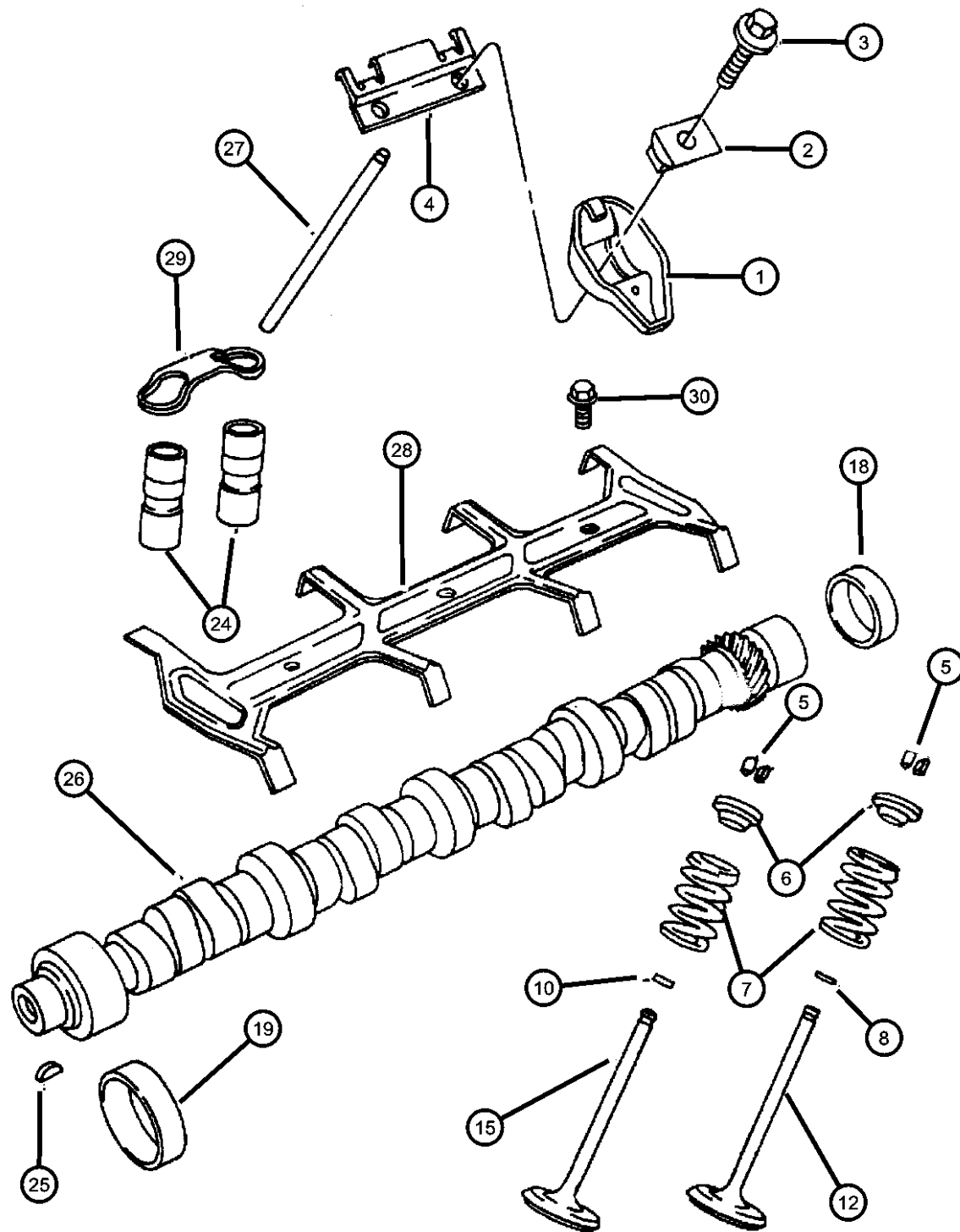
Crankshaft, Piston and Torque Converter  
Figure 5.9L-410



ITEM	PART NUMBER	QTY	LINE	SERIES	BODY	ENGINE	TRANS	TRIM	DESCRIPTION
22	53020182	1							CAP, Serviced in Block, (NOT SERVICED)
23	06032296	8				EM0			NUT, Hex, .375-24
24	06027264	10				EM0			SCREW, Socket Hex Head, .50-13x3.25
25	04798216	2				EM0			SEAL PACKAGE, Crankshaft
26	03515203	1				EM0	DG0		GEAR, Ring
27	04736591	1				EM0	DG0		TORQUE CONVERTER
	R4736591								Mopar Remanufactured Part
28	01949424	6				EL0, EM0	DG0		SCREW, Hex Head Header Point, .75-16x2.25
29	04863841	1				EM0	DG0		PLATE, Torque Converter Drive
30	01949765	4					DG0		SCREW, Hex Head Header Point, .312-24x.44
31	06035948AA	1				EL0, EM0			WASHER, Sealing

GRAND CHEROKEE (ZJ)		BODY		ENGINE	TRANSMISSION
SERIES	LINE				
L = LOWLINE	T = JEEP - 2WD J = JEEP - 4WD	74 = SPORT UTILITY 4-DR		ELF = 5.2L V8 MPI Engine EML = 5.9L V8 MPI Engine ERH = 4.0L Power Tech I-6 Engine	DGK = 4-Spd. Automatic 42RE Transmission DGT = 4-Spd. Automatic 46RE Transmission DGW = TRANSMISSION - 4-SPD. AUTOMATIC, 44RE DGO = ALL AUTOMATIC TRANSMISSIONS

# Camshaft and Valves Figure 5.9L-510



ITEM	PART NUMBER	QTY	LINE	SERIES	BODY	ENGINE	TRANS	TRIM	DESCRIPTION
1	53008282	16				EL0, EM0			ROCKER ARM, Valve
2	53008283	16				EL0, EM0			PIVOT, Rocker Arm
3	06034184	16				EL0, EM0			BOLT, Hex Flange Head, .312-18x1.72
4	53008633	8				EL0, EM0			RETAINER, Rocker Arm Pivot
5	33003521	32				EL0, EM0			LOCK, Valve Spring Retainer
6	33004626	16				EL0, EM0			RETAINER, Valve Spring
7	53021056	16				EL0, EM0			SPRING, Valve
8	53009886	8				EL0, EM0			SEAL, Valve Guide, Standard, .003 O/S
-9	33003016	AR				EM0	DG0		SEAL, Valve Guide, .015" Oversize
10	53009887	8				EL0, EM0			SEAL, Valve Guide, Standard, .003 O/S
-11	33002733	AR				EM0	DG0		SEAL, Valve Guide, .015" Oversize
12	53006723	8				EL0, EM0			VALVE, Intake, Standard
-13	53009287	AR				EM0	DG0		VALVE, Intake, .003" O/S
-14	53009285	AR				EM0	DG0		VALVE, Intake, .015" O/S
15	53006724	8				EL0, EM0			VALVE, Exhaust, Standard
-16	53009291	AR				EM0	DG0		VALVE, Exhaust, .003" O/S
-17	53009289	AR				EM0	DG0		VALVE, Exhaust, .015" O/S
18	02863071	1				EM0			PLUG, Camshaft
19	03830603	1				EM0			BEARING, Camshaft, #1
-20	04179776	1				EM0			BEARING, Camshaft, #2
-21	04179777	1				EM0			BEARING, Camshaft, #3
-22	04179778	1				EM0			BEARING, Camshaft, #3 or #4
-23	01632526	1				EM0			BEARING, Camshaft, #4 or #5
24	04713439	16				EL0, EM0			TAPPET PACKAGE, Valve
25	00431787	1				EL0, EM0			KEY, Camshaft Sprocket
26	53021101	1				EM0			CAMSHAFT, Engine
27	53006722	16				EL0, EM0			PUSH ROD, Valve
28	04323207	1				EL0, EM0			RETAINER, Tappet Yoke Aligning
29	04483045	8				EL0, EM0			YOKE, Tappet Aligning
30	06034483	3				EL0, EM0			SCREW, Hex Head Coned, .312-18x.875

## GRAND CHEROKEE (ZJ)

SERIES LINE  
L = LOWLINE T = JEEP - 2WD  
J = JEEP - 4WD

BODY  
74 = SPORT UTILITY 4-DR

ENGINE  
ELF = 5.2L V8 MPI Engine  
EML = 5.9L V8 MPI Engine  
ERH = 4.0L Power Tech I-6 Engine

TRANSMISSION  
DGK = 4-Spd. Automatic 42RE Transmission  
DGT = 4-Spd. Automatic 46RE Transmission  
DGW = TRANSMISSION - 4-SPD. AUTOMATIC, 44RE  
DGO = ALL AUTOMATIC TRANSMISSIONS

AR = use ase required - = Non illustrated part

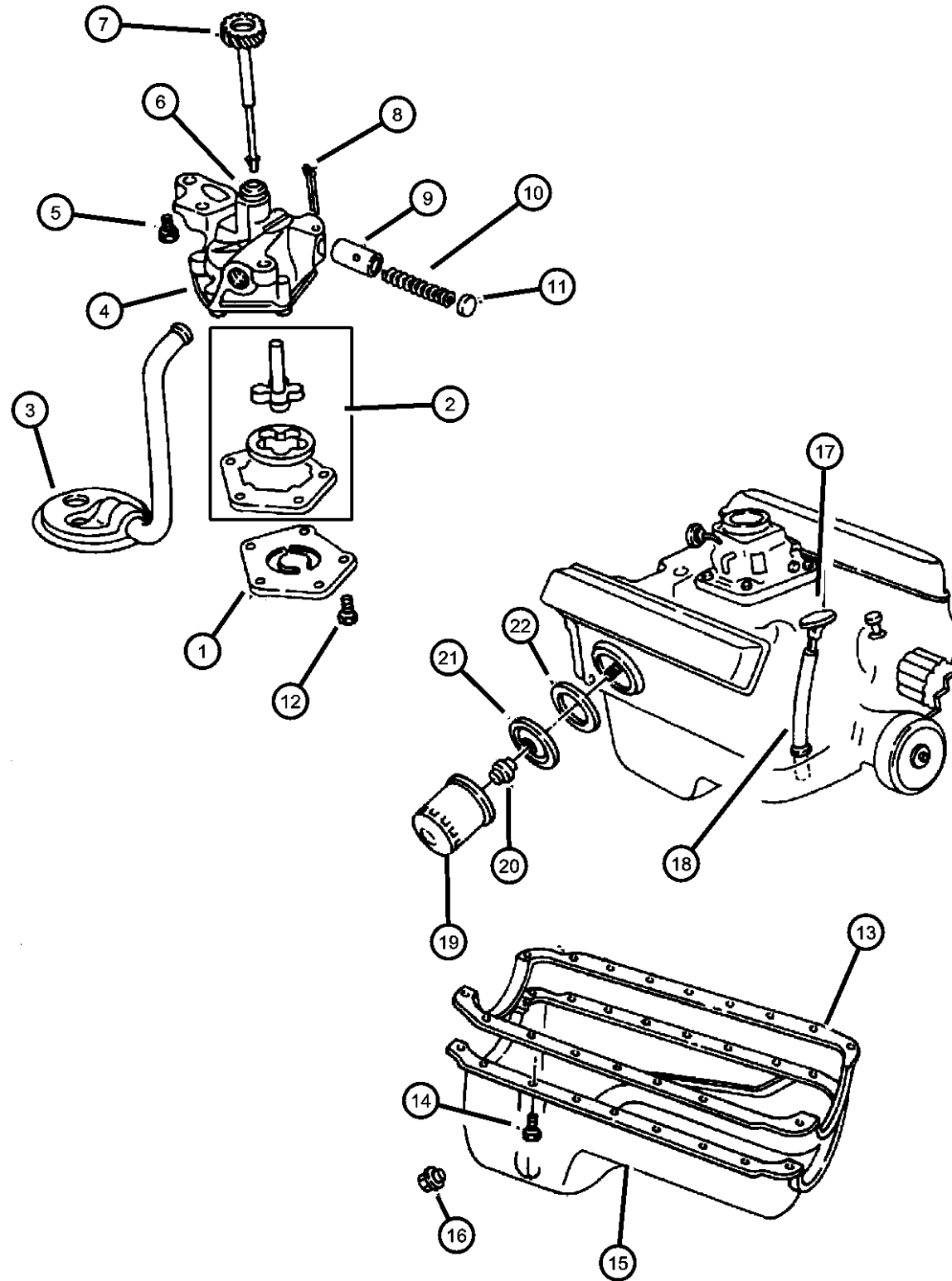
1998 ZJ

Timing Cover  
Figure 5.9L-610

ITEM	PART NUMBER	QTY	LINE	SERIES	BODY	ENGINE	TRANS	TRIM	DESCRIPTION
1	04897297AA	1				EM0			SEAL PACKAGE, Timing Case Cover
2	53021057	1				EL0, EM0			GASKET, Chain Case Cover
3	04897723AA	1				EM0			COVER PACKAGE, Engine Timing
4	03671649	1				EL0, EM0			TAB, Timing Chain Oil
5	04315764	1				EL0, EM0			PLATE, Camshaft Thrust
6	04315764	1							SCREW, Hex Head, .312-18.625, (NOT REQUIRED)
-7	01947953	3				EL0, EM0			SCREW AND WASHER, Hex Head
8	06029411	1				EM0	DG0		KEY, Crankshaft Sprocket
9	06029411	1				EM0	DG0		KEY, Crankshaft Sprocket
10	83507095	1				EM0			CHAIN PACKAGE, Timing
11	06034321	1				EL0, EM0			SCREW AND WASHER, Hex Head, Coned, Header, .437-14x1.375
12	06034479	1				EL0, EM0			BOLT, Hex Head, .375-16x2.25
13	06034452	1				EL0, EM0			STUD, .375-16x.375-16x2.38
14	06034453	2				EL0, EM0			STUD, .375-16x.375-16x1.63

GRAND CHEROKEE (ZJ)		BODY		ENGINE	TRANSMISSION
SERIES	LINE				
L = LOWLINE	T = JEEP - 2WD J = JEEP - 4WD	74 = SPORT UTILITY 4-DR		ELF = 5.2L V8 MPI Engine EML = 5.9L V8 MPI Engine ERH = 4.0L Power Tech I-6 Engine	DGK = 4-Spd. Automatic 42RE Transmission DGT = 4-Spd. Automatic 46RE Transmission DGW = TRANSMISSION - 4-SPD. AUTOMATIC, 44RE DGO = ALL AUTOMATIC TRANSMISSIONS

# Engine Oiling Figure 5.9L-710



ITEM	PART NUMBER	QTY	LINE	SERIES	BODY	ENGINE	TRANS	TRIM	DESCRIPTION
1	04071043	1				EM0			COVER, Engine Oil Pump
2	03837648	1				EM0			SHAFT AND ROTOR PACKAGE, Oil Pump
3	53020462	1				EM0			PICKUP, Engine Oil
4	53009295	1				EM0			PUMP, Engine Oil
5	00179842	2				EL0, EM0			SCREW, Hex Head Header Point, .375-16x1.375
6	01737725	1				EM0			BUSHING, Oil Pump and Distributor
7	53020546	1				EL0, EM0			SHAFT, Oil Pump
8	00108636	1				EM0			PIN, Cotter
9	02843208	1				EM0			PLUNGER, Oil Pressure Relief Valve
10	02402473	1				EM0			SPRING, Oil Pressure Relief Valve
11	02806273	1				EM0			CAP, Oil Pressure Relief Valve
12	00220480	5				EM0			SCREW, Hex Head Header Point, .25-20x.75
13	53008610	1				EM0			GASKET, Oil Pan
14	06034483	18				EL0, EM0			SCREW, Hex Head Coned, .312-18x.875
15	53020918	1				EM0			PAN, Engine Oil
16	06035417	1				EM0			PLUG, Oil Drain
17	53020948	1				EL0, EM0			INDICATOR, Engine Oil Level
18	53009121	1				EL0, EM0			TUBE, Engine Oil Indicator
19	05281090	1				EL0, EM0			FILTER, Engine Oil
	0FE00292								Canadian Aftermarket Part
	05281090BA								BULK PACK (12)
	77060018								Performance Mobil 1, 15W - 50 Tri-Synthetic Engine Oil-Recommended Fill for 6.1L & 8.3L
	P5007323								Performance Mobil 1, 5W - 30 Tri-Synthetic Engine Oil, Quart
20	53007563	1				EL0, EM0			CONNECTOR, Oil Filter
21	53021053	1				EL0, EM0			PLATE, Oil Filter Adapter
22	53020461	1				EL0, EM0			GASKET, Oil Filter Adapter

## GRAND CHEROKEE (ZJ)

SERIES LINE  
L = LOWLINE T = JEEP - 2WD  
J = JEEP - 4WD

BODY  
74 = SPORT UTILITY 4-DR

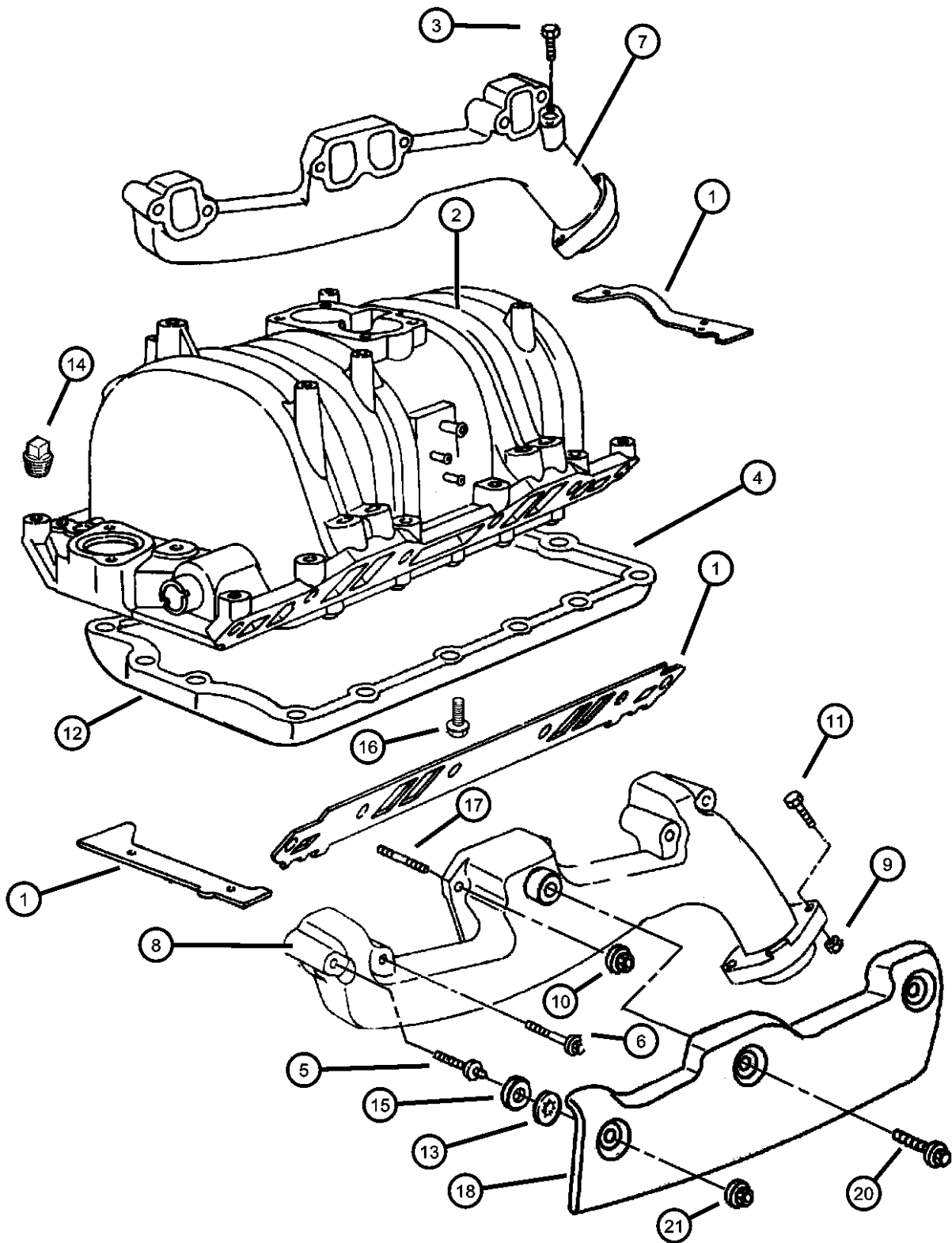
ENGINE  
ELF = 5.2L V8 MPI Engine  
EML = 5.9L V8 MPI Engine  
ERH = 4.0L Power Tech I-6 Engine

TRANSMISSION  
DGK = 4-Spd. Automatic 42RE Transmission  
DGT = 4-Spd. Automatic 46RE Transmission  
DGW = TRANSMISSION - 4-SPD. AUTOMATIC, 44RE  
DGO = ALL AUTOMATIC TRANSMISSIONS

AR = use ase required - = Non illustrated part

1998 ZJ

Manifold, Intake and Exhaust  
Figure 5.9L-810



ITEM	PART NUMBER	QTY	LINE	SERIES	BODY	ENGINE	TRANS	TRIM	DESCRIPTION
NOTE: Packages Do Not Contain Gaskets For All Required Sealing. R.T.V. Sealer And Gasket Eliminator Must Also Be Used.									
1	04897383AB	1				EL0, EM0			GASKET PACKAGE, Intake Manifold
2	04897490AA	1				EL0, EM0			MANIFOLD, Intake
3	06035967AA	12				EL0, EM0			SCREW AND WASHER, Hex Head
4	53006623	1				EL0, EM0			GASKET, Intake Manifold Pan
5	06035184	6				EL0, EM0			STUD, .312-18/.312-24x4.125
6	06034806	2				EL0, EM0			SCREW AND WASHER, Hex Head, .312-18x3.125
7	53030869	1				EM0			MANIFOLD, ExhaustRight
8	53009379	1				EM0			MANIFOLD, ExhaustLeft
9	06031959	4				EL0, EM0			NUT, Hex Flange Lock
10	00115729	4				EL0, EM0			NUT, Hex, .312 x 24
11	06035343	4				EL0, EM0			BOLT, Hex Head, .375-16x.25
12	53006617	1				EL0, EM0			PAN, Intake Manifold
13	06026334	4				EL0, EM0			NUT, Push, .312
14	06026334	4							PLUG, Pipe, .125-27x3.50, (NOT REQUIRED)
15	53010091	4				EL0, EM0			CLAMP, Exhaust Manifold
16	06034583	15				EL0, EM0			SCREW AND WASHER, Hex Head, .25-20x.892
17	06034643	4				EL0, EM0			STUD, .312-18/.312-24x2.25
18	53010260	1				EL0, EM0			SHIELD, Exhaust ManifoldRight
19	53010259	1				EL0, EM0			SHIELD, HeatLeft
20	53010259	1							SCREW, .312-18x.875, (NOT SERVICED)
21	53010259	1							NUT, .312-24, (NOT SERVICED)

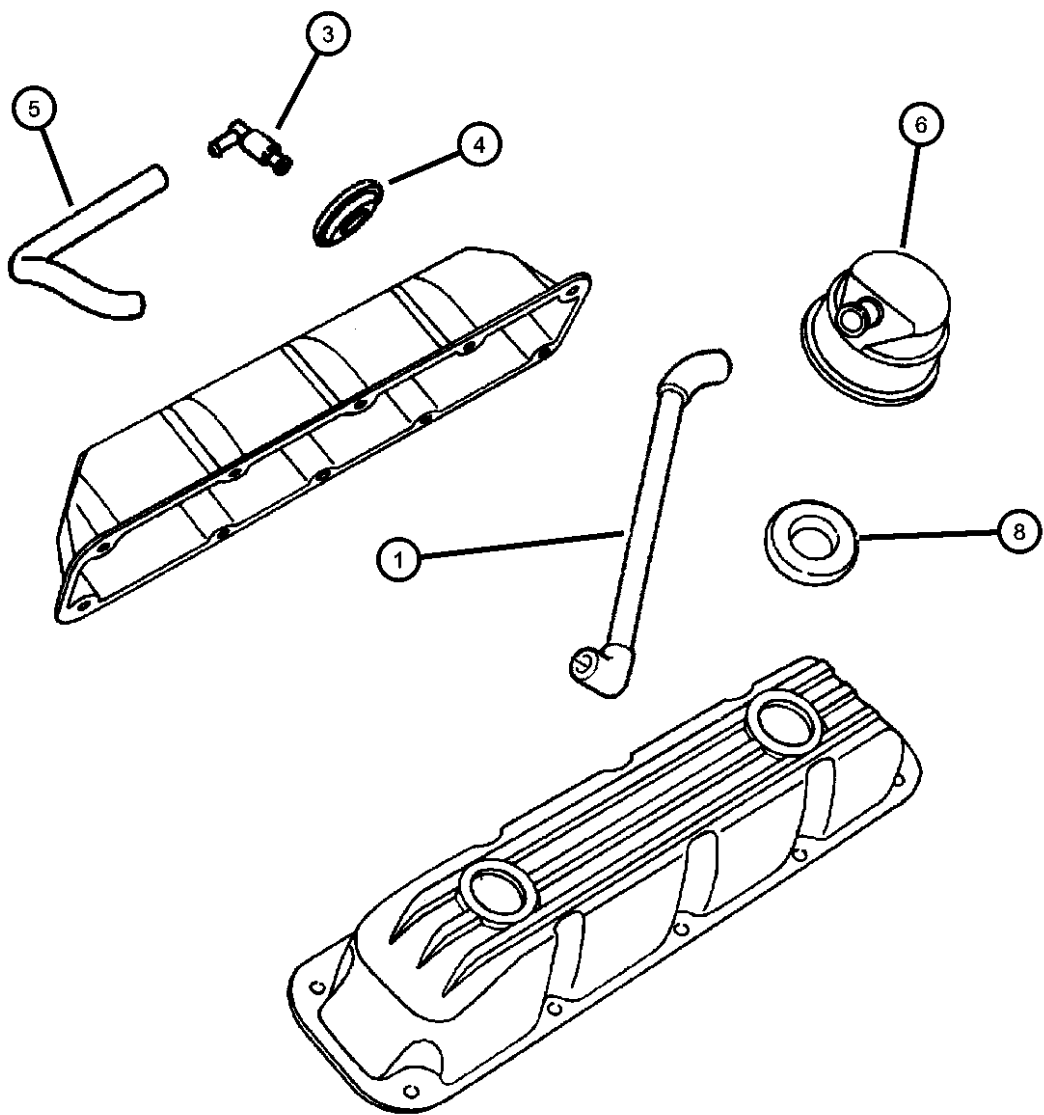
GRAND CHEROKEE (ZJ)		BODY		ENGINE		TRANSMISSION	
SERIES	LINE						
L = LOWLINE	T = JEEP - 2WD J = JEEP - 4WD	74 = SPORT UTILITY 4-DR		ELF = 5.2L V8 MPI Engine EML = 5.9L V8 MPI Engine ERH = 4.0L Power Tech I-6 Engine		DGK = 4-Spd. Automatic 42RE Transmission DGT = 4-Spd. Automatic 46RE Transmission DGW = TRANSMISSION - 4-SPD. AUTOMATIC, 44RE DGO = ALL AUTOMATIC TRANSMISSIONS	

AR = use ase required - = Non illustrated part

## Crankcase Ventilation

### Figure 5.9L-910

ITEM	PART NUMBER	QTY	LINE	SERIES	BODY	ENGINE	TRANS	TRIM	DESCRIPTION
1	53010259	1							HOSE, Crankcase Vent, (NOT REQUIRED)
-2	53030341AB	1				EL0, EM0			TUBE, Crankcase Vent To Air Cleaner
3	53031135	1				EL0, EM0			VALVE, Crankcase Vent
4	53030017	1				EL0, EM0			GROMMET, Crankcase Vent
5	53008675AB	1				EL0, EM0			TUBE, PCV Valve
6	53008675AB	1							FILTER, Crankcase Vent, (NOT REQUIRED)
-7	53030497	1				EL0, EM0			FITTING, Crankcase Vent Tube
8	02946079	1				EL0, EM0			GROMMET, Crankcase Vent



**GRAND CHEROKEE (ZJ)**

SERIES                      LINE  
L = LOWLINE            T = JEEP - 2WD  
                                 J = JEEP - 4WD

BODY  
74 = SPORT UTILITY 4-DR

ENGINE  
ELF = 5.2L V8 MPI Engine  
EML = 5.9L V8 MPI Engine  
ERH = 4.0L Power Tech I-6  
Engine

TRANSMISSION  
DGK = 4-Spd. Automatic 42RE  
Transmission  
DGT = 4-Spd. Automatic 46RE  
Transmission  
DGW = TRANSMISSION - 4-SPD.  
AUTOMATIC,44RE  
DGO = ALL AUTOMATIC  
TRANSMISSIONS

AR = use ase required    - = Non illustrated part

1998 ZJ

**<< RETURN TO GROUP INDEX**

# Group - 11

## Exhaust

### Group - 11 Exhaust

Illustration Title

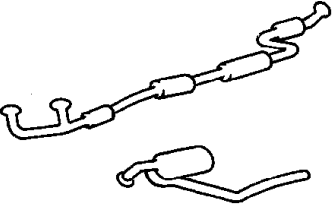
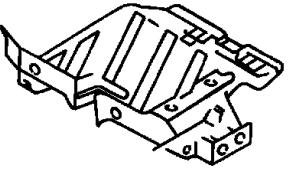
Group-Fig. No.

#### Exhaust System

Exhaust System .....	Fig. 11 - 110
Exhaust System .....	Fig. 11 - 120

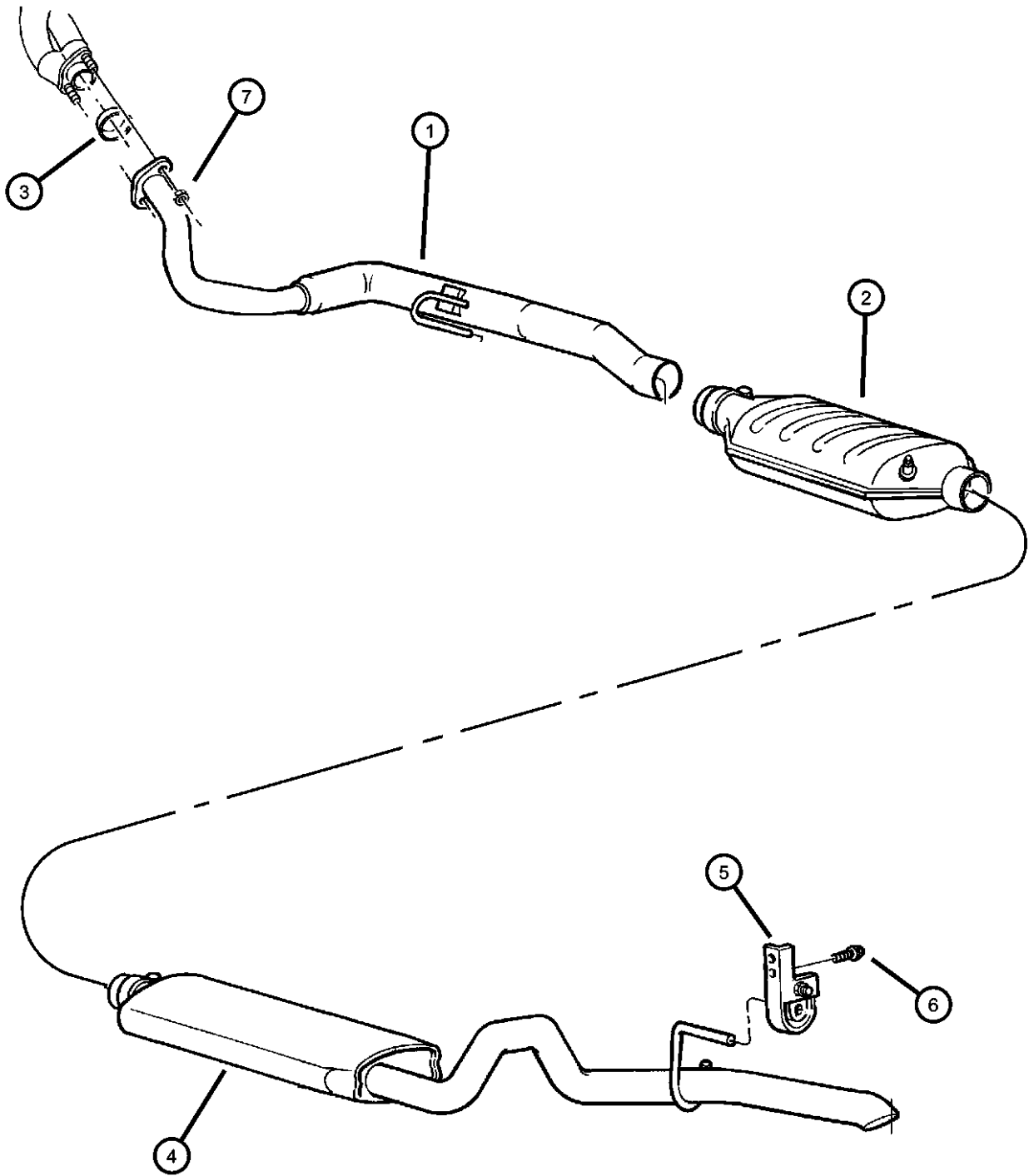
#### Heat Shields

Heat Shields .....	Fig. 11 - 210
--------------------	---------------

<div><div>011-100</div><div>Exhaust System</div><div></div></div>	<div><div>011-200</div><div>Heat Shields</div><div></div></div>		
---	--	--	--



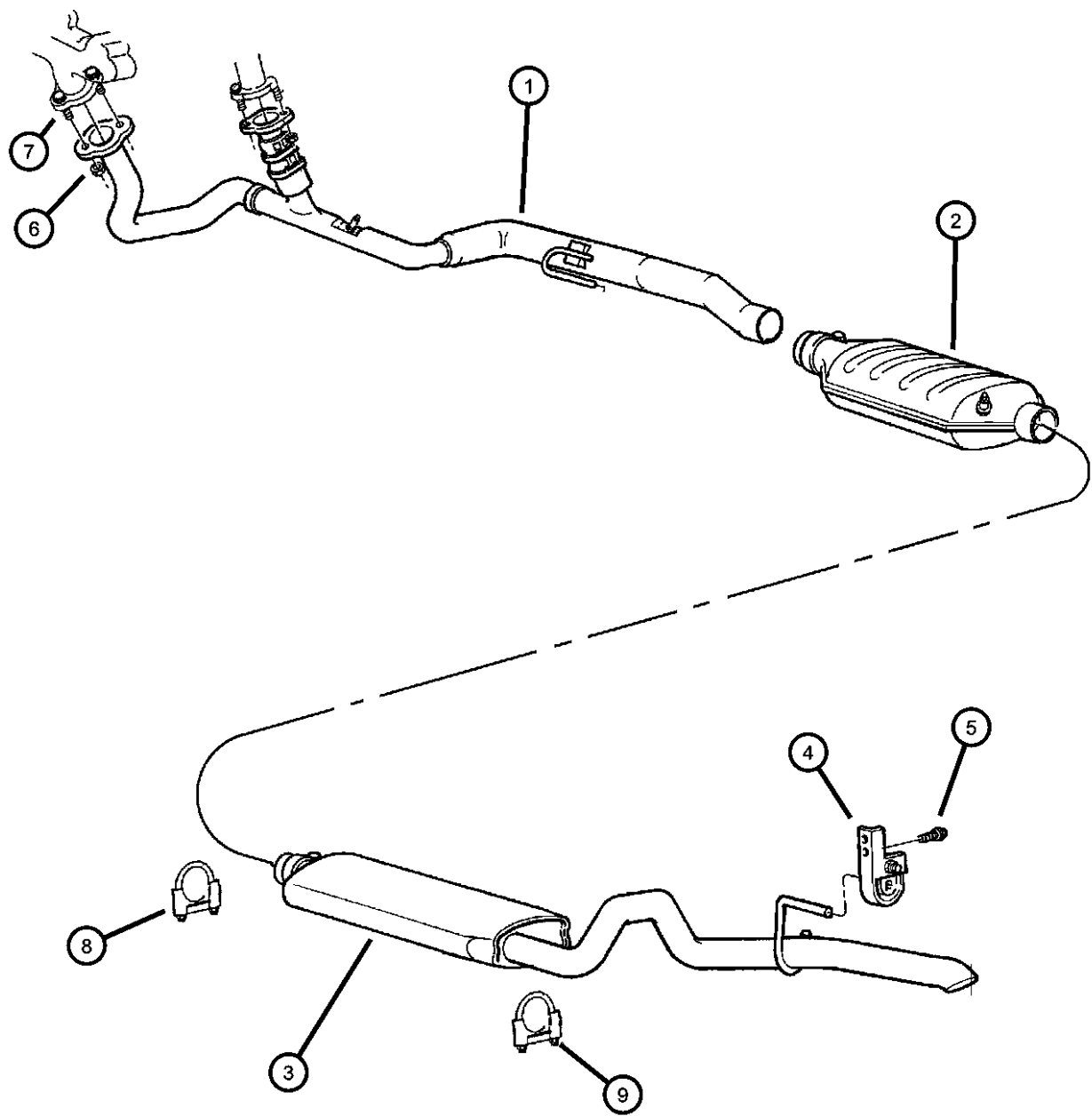
Exhaust System  
Figure 11-110



ITEM	PART NUMBER	QTY	LINE	SERIES	BODY	ENGINE	TRANS	TRIM	DESCRIPTION
1	52018935AB	1				ER0			PIPE, Exhaust
									California
	52101299AB	1				ER0			Federal, Canada
2									CONVERTER, Catalytic
	52019480AB	1				ER0			Federal, Canada
	52101401AB	1				ER0			California
	E0015820								Mopar V-Line Alternative Part Direct Fit Converter
3	52005431	1				ER0			SEAL, Exhaust
	E0031598								Mopar V-Line Alternative Part
4	52101196	1				ER0			MUFFLER AND TAILPIPE, Exhaust
									Dynomax Cat Back Single Exhaust
	E0017397								
5	52079758AA	1				EL0, ER0			HANGER, Exhaust
6	06101542	2							SCREW, Hex Head, M8-1.25 x 20
7	J4005142	2				ER0			NUT, Hex Flange Lock
-8									CLAMP, Exhaust
	52002144	1							[57.15MM], Front
	52018424	1							[2.50" DIA], Rear

GRAND CHEROKEE (ZJ)				
SERIES	LINE	BODY	ENGINE	TRANSMISSION
L = LOWLINE	T = JEEP - 2WD J = JEEP - 4WD	74 = SPORT UTILITY 4-DR	ELF = 5.2L V8 MPI Engine EML = 5.9L V8 MPI Engine ERH = 4.0L Power Tech I-6 Engine	DGK = 4-Spd. Automatic 42RE Transmission DGT = 4-Spd. Automatic 46RE Transmission DGW = TRANSMISSION - 4-SPD. AUTOMATIC,44RE DGO = ALL AUTOMATIC TRANSMISSIONS

Exhaust System  
Figure 11-120

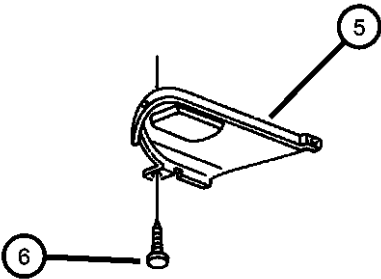
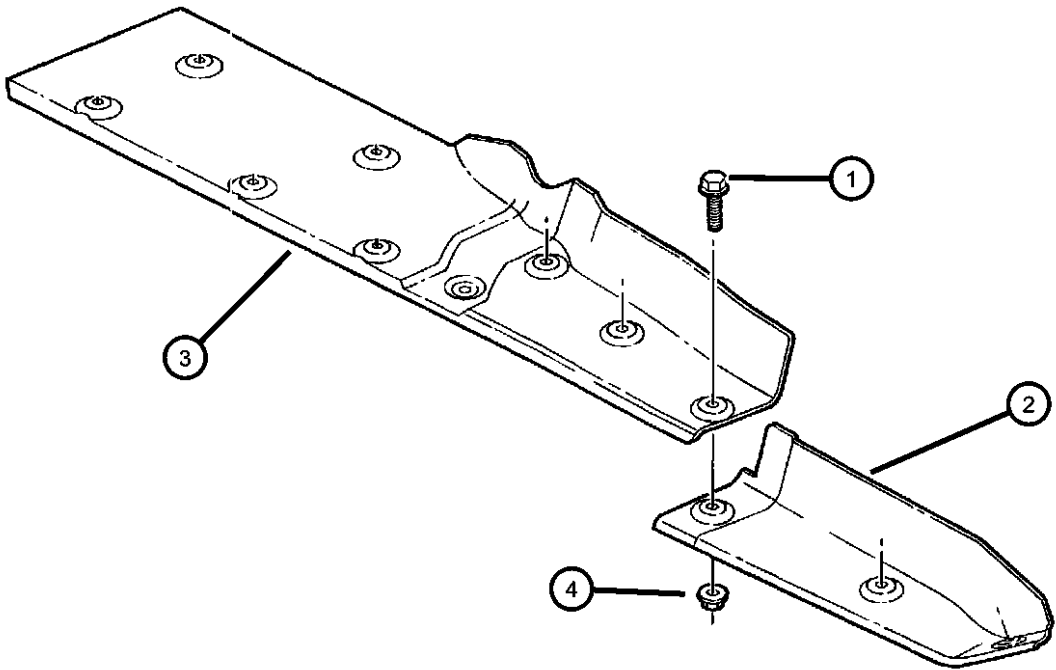


ITEM	PART NUMBER	QTY	LINE	SERIES	BODY	ENGINE	TRANS	TRIM	DESCRIPTION
1	52101301AB	1				EL0, EM0			PIPE, Exhaust
2	52019482AB	1				EL0, EM0			CONVERTER, Catalytic
	E0015820								California
	52101490AA	1				EL0, EM0			Mopar V-Line Alternative Part
	E0015820								Federal, Canada
									Mopar V-Line Alternative Part
									Direct Fit Converter
3	52101205AC	1				EL0			MUFFLER AND TAILPIPE, Exhaust
	E0021276								
	E0054079								Mopar V-Line Alternative Part
	E0017397								Muffler
	E0036152								Mopar V-Line Alternative Part
	52101703	1				EM0			Tailpipe
	E0017328								Dynomax Cat Back Single Exhaust
	E0017397								Dynomax Cat Back Single Exhaust
4	52079758AA	1				EL0, ER0			HANGER, Exhaust
		1				EM0			
5	06101542	2							SCREW, Hex Head, M8-1.25 x 20
6	06031959	4				EL0, EM0			NUT, Hex Flange Lock
7	06035343	4				EL0, EM0			BOLT, Hex Head, .375-16x.25
8	52018424	1							CLAMP, Exhaust
9	52002144	1							CLAMP, Exhaust

GRAND CHEROKEE (ZJ)					
SERIES	LINE	BODY	ENGINE	TRANSMISSION	
L = LOWLINE	T = JEEP - 2WD	74 = SPORT UTILITY 4-DR	ELF = 5.2L V8 MPI Engine	DGK = 4-Spd. Automatic 42RE	
	J = JEEP - 4WD		EML = 5.9L V8 MPI Engine	Transmission	
			ERH = 4.0L Power Tech I-6 Engine	DGT = 4-Spd. Automatic 46RE	
				Transmission	
				DGW = TRANSMISSION - 4-SPD.	
				AUTOMATIC,44RE	
				DGO = ALL AUTOMATIC	
				TRANSMISSIONS	

Heat Shields  
Figure 11-210

ITEM	PART NUMBER	QTY	LINE	SERIES	BODY	ENGINE	TRANS	TRIM	DESCRIPTION
1	52002144	1							SCREW, .250-14X.699, (NOT SERVICED)
2	55255307	1							SHIELD, Heat
3	55296097	1							SHIELD, Heat
4	06034402	10							NUT, Hex Flange, .25-7
5	55296098	1							SHIELD, Heat
6	55296098	1							PIN, M5x17.80, (NOT SERVICED)



GRAND CHEROKEE (ZJ)

SERIES	LINE
L = LOWLINE	T = JEEP - 2WD J = JEEP - 4WD

BODY
74 = SPORT UTILITY 4-DR

ENGINE
ELF = 5.2L V8 MPI Engine EML = 5.9L V8 MPI Engine ERH = 4.0L Power Tech I-6 Engine

TRANSMISSION
DGK = 4-Spd. Automatic 42RE Transmission DGT = 4-Spd. Automatic 46RE Transmission DGW = TRANSMISSION - 4-SPD. AUTOMATIC, 44RE DGO = ALL AUTOMATIC TRANSMISSIONS

AR = use ase required - = Non illustrated part

# Group - 13

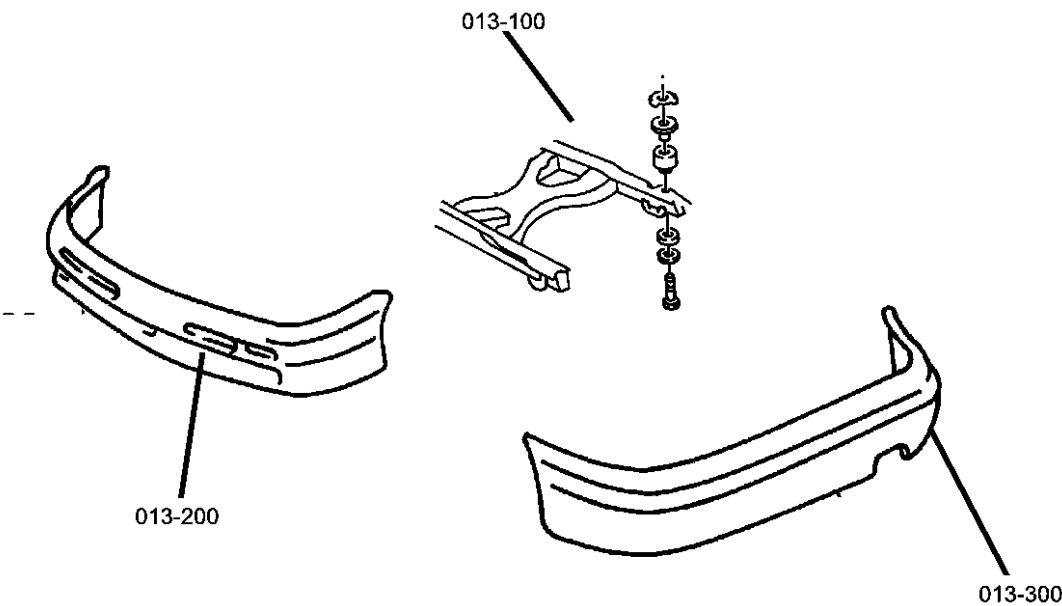
## Frames and Bumpers

### Group - 13 Frames and Bumpers

Illustration Title

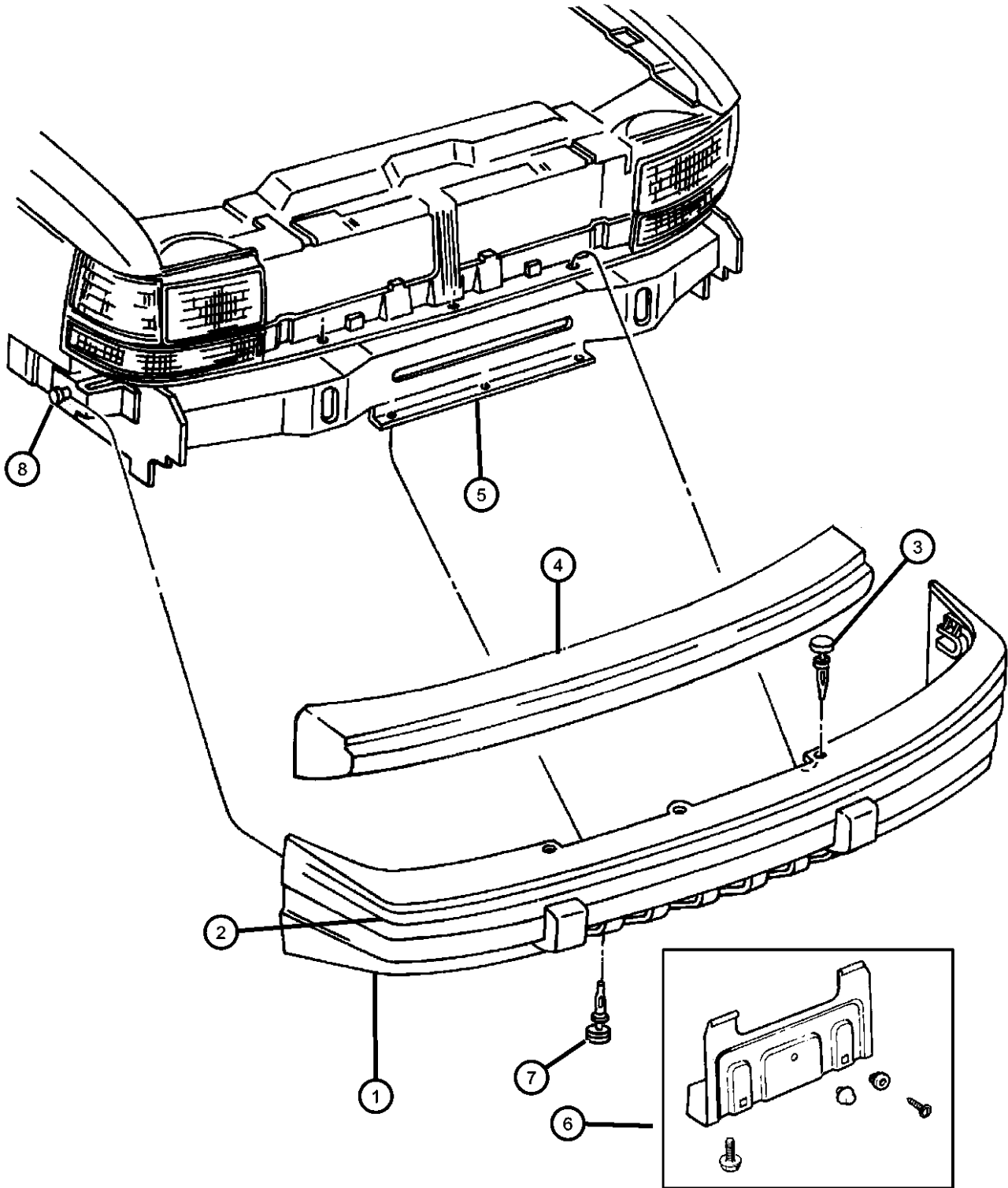
Group-Fig. No.

<b>Front Bumper and Fascia</b>	
Bumper, Front .....	Fig. 13 - 240
<b>Rear Bumper and Fascia</b>	
Bumper, Rear .....	Fig. 13 - 340
<b>Trailer Tow</b>	
Tow Eye and Hooks .....	Fig. 13 - 610
Trailer Towing Hitch .....	Fig. 13 - 630



<b>013-200</b> Front Bumper and Fascia	<b>013-300</b> Rear Bumper and Fascia	<b>013-600</b> Trailer Tow	

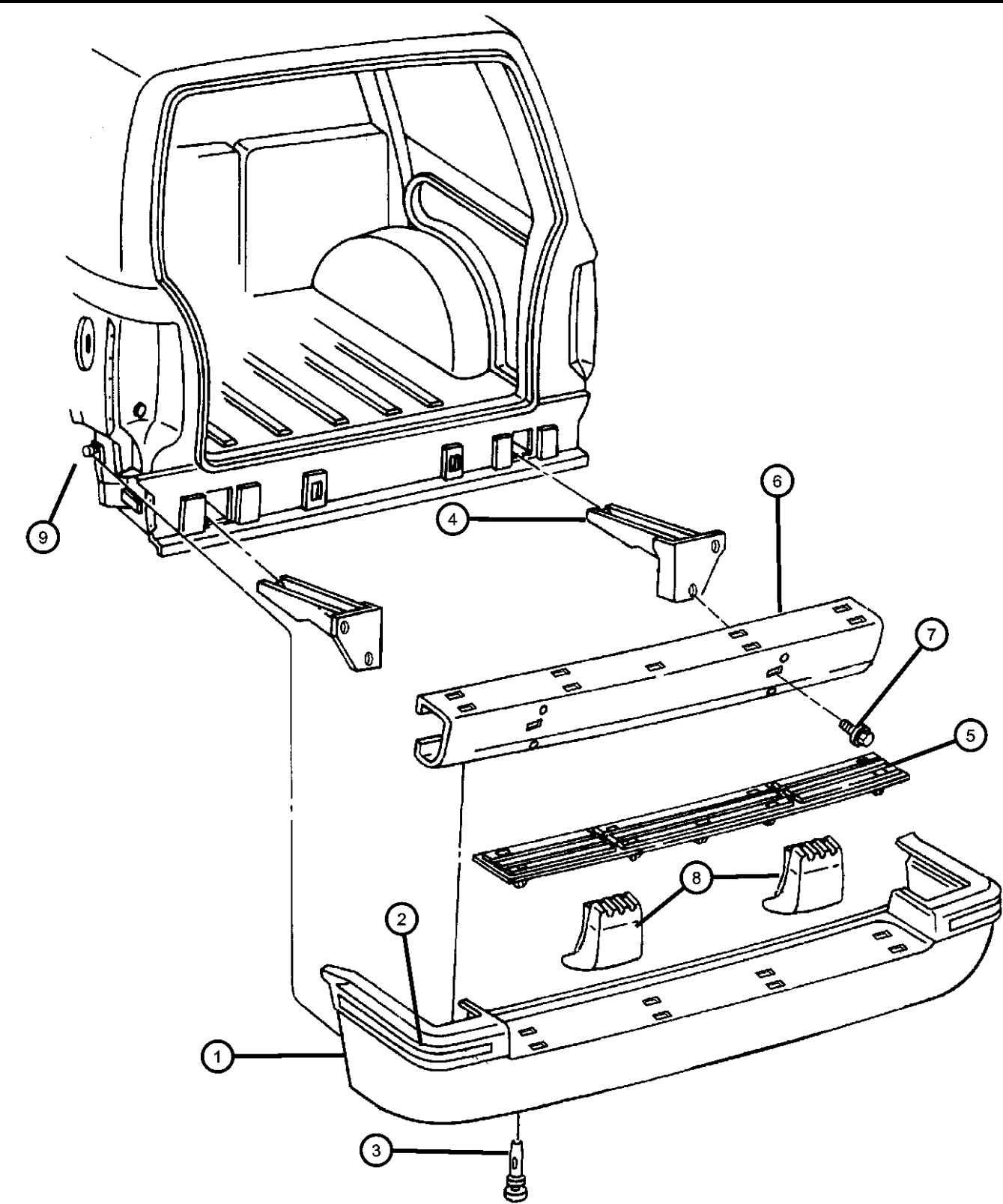
Bumper, Front  
Figure 13-240



ITEM	PART NUMBER	QTY	LINE	SERIES	BODY	ENGINE	TRANS	TRIM	DESCRIPTION
Sales Codes: [ADZ]= Special Edition Group [ARP]= Limited Decor Group [ARV]= Plus Decor Group									
1	04798891	AR							FASCIA, Front
	5DN63SS5	1							Limited (ARP), Laredo With [ADZ]
	5DS04SS5	1							Laredo with Fog Lamp (ARN), Without [ADZ]
	5ES21DX9	1							Laredo without Fog Lamp (ARN)
	5ES21MFD	1							TSI (AFM), Black Painted
	5ES21DX9AB	1							TSI (AFM), Driftwood Painted
	5ES21VF7AB	1							TSI (AFM), Black Injected
	5FY81DX9AB	1							TSI (AFM), Brownstone Injected
	5FY81VF7AB	1							Laredo Special Appearance (ADX), [Black] With Fog Lamps
	5FY82VF7AB	1							Laredo Special Appearance (ADX), [Brownstone] With Fog Lamps
									Laredo Special Appearance (ADX), [Brownstone] Without Fog Lamps
2	5FS86HC3	1							TAPE, Fascia, Front
	5FS87HC3	1							TSI (AFM), Right
3	06503454	3							TSI (AFM), Left
4									PIN, Fascia To Bumper, Push
	55255126	1							ABSORBER, Front Energy
	55295483	1							With Sales Codes [ADZ] or [ARP] or [ARV]
5	52058271	1							Without Sales Codes [ADZ] or [ARP] or [ARV]
6	55255994	1							BRACKET, Fascia, Fascia Support
7	06503106	3							LICENSE PLATE KIT
8	55254700	AR							RETAINER, Push In Type M6.3 Hole
									PLATE, Fascia, Fascia Stud Repair

GRAND CHEROKEE (ZJ)									
SERIES	LINE								
L = LOWLINE	T = JEEP - 2WD J = JEEP - 4WD								
		BODY				ENGINE			TRANSMISSION
		74 = SPORT UTILITY 4-DR				ELF = 5.2L V8 MPI Engine			DGK = 4-Spd. Automatic 42RE
						EML = 5.9L V8 MPI Engine			Transmission
						ERH = 4.0L Power Tech I-6 Engine			DGT = 4-Spd. Automatic 46RE
									Transmission
									DGW = TRANSMISSION - 4-SPD. AUTOMATIC, 44RE
									DGO = ALL AUTOMATIC TRANSMISSIONS

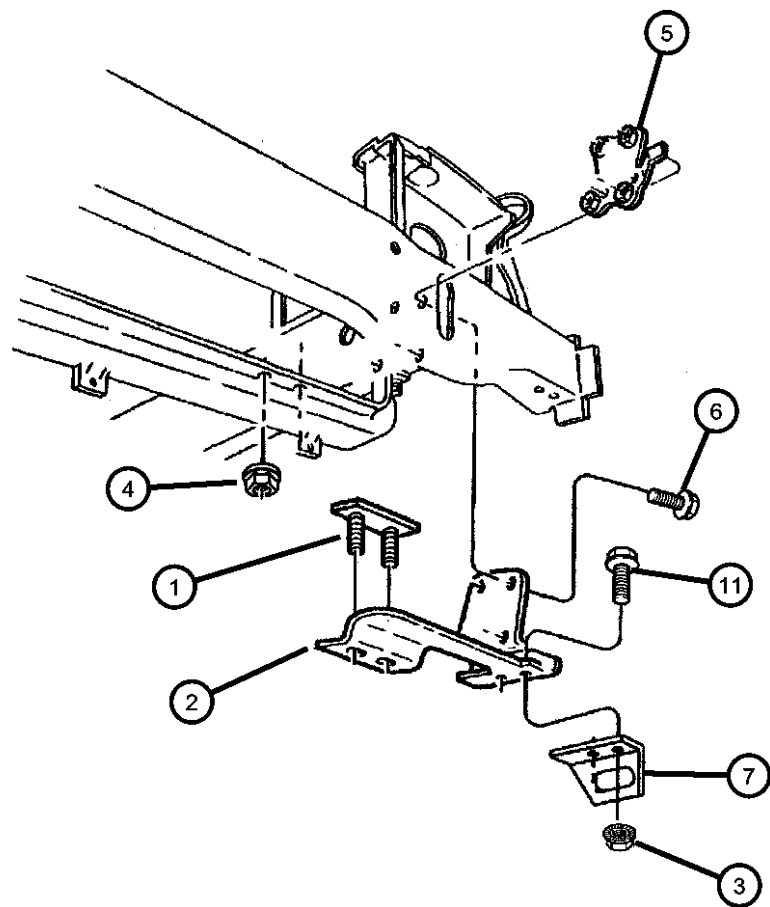
Bumper, Rear  
Figure 13-340



ITEM	PART NUMBER	QTY	LINE	SERIES	BODY	ENGINE	TRANS	TRIM	DESCRIPTION
1	04798892	AR							FASCIA, Rear
	5DP65SS5	1							Limited (ARP), Laredo Special Edition (ADZ)
	5ES22DX9	1							Laredo
	5ES22MFD	1							TSI (AFM), Black Painted
	5ES22DX9AB	1							TSI (AFM), Driftwood Painted
	5ES22VF7AB	1							TSI (AFM), Black Injected
	5FY80VF7AB	1							TSI (AFM), Brownstone Injected
									Laredo Special Appearance (ADX)
2									TAPE, Fascia, Rear
	5FS96HC3	1							TSI (AFM), Right
	5FS97HC3	1							[S4] TSI (AFM), Left
		1							[X8] TSI (AFM), Left
3	06503106	4							RETAINER, Push In Type M6.3 Hole
4									BRACKET, Rear Bumper
	55255338	1							Right
	55255339	1							Left
5	55031880	1							PLATE, Scuff, Rear Bumper Step
6	55155459	1							REINFORCEMENT, Rear Bumper
7	55155459	1							SCREW, (NOT SERVICED)
8									ABSORBER, Rear Energy
	55255128	1							Limited (ARP)
	55295508	1							TSI (AFM)
		1							Laredo
9	55254700	AR							PLATE, Fascia, Fascia Stud Repair
-10	06503871	4							STUD, M12x1.75x65.50

GRAND CHEROKEE (ZJ)		BODY		ENGINE	TRANSMISSION
SERIES	LINE				
L = LOWLINE	T = JEEP - 2WD J = JEEP - 4WD	74 = SPORT UTILITY 4-DR		ELF = 5.2L V8 MPI Engine EML = 5.9L V8 MPI Engine ERH = 4.0L Power Tech I-6 Engine	DGK = 4-Spd. Automatic 42RE Transmission DGT = 4-Spd. Automatic 46RE Transmission DGW = TRANSMISSION - 4-SPD. AUTOMATIC, 44RE DGO = ALL AUTOMATIC TRANSMISSIONS

Tow Eye and Hooks  
Figure 13-610



ITEM	PART NUMBER	QTY	LINE	SERIES	BODY	ENGINE	TRANS	TRIM	DESCRIPTION
1	55155486	2	J						STUD PLATE, Brush Guard, Stud
2									BRACKET, Tow Hook
	52005584	1							Rear
	52057628	1							Right Front
	52057629	1							Left Front
3	52057629	1							NUT, (NOT SERVICED)
4	06101448	4							NUT AND WASHER, Hex Nut-Coned Washer, M10 x 1.5
5									PLATE, Tow Hook
	52057762	1							Right
	52057763	1							Left
6	06503331	8							SCREW AND WASHER, Hex Flange Head Lock, M10x1.5x40
7	52001644	1							HOOK, Tow
-8	52057999	2							HOOK, Tow
-9	06101554	2							SCREW AND WASHER, Hex Head, M12x1.75x55, Tow Hook
-10	06100055	4							NUT AND WASHER, Hex Nut-Coned Washer, M12 x 1.75, Tow Hook
11	06101102	1							BOLT, Hex Head, M12x1.75x45

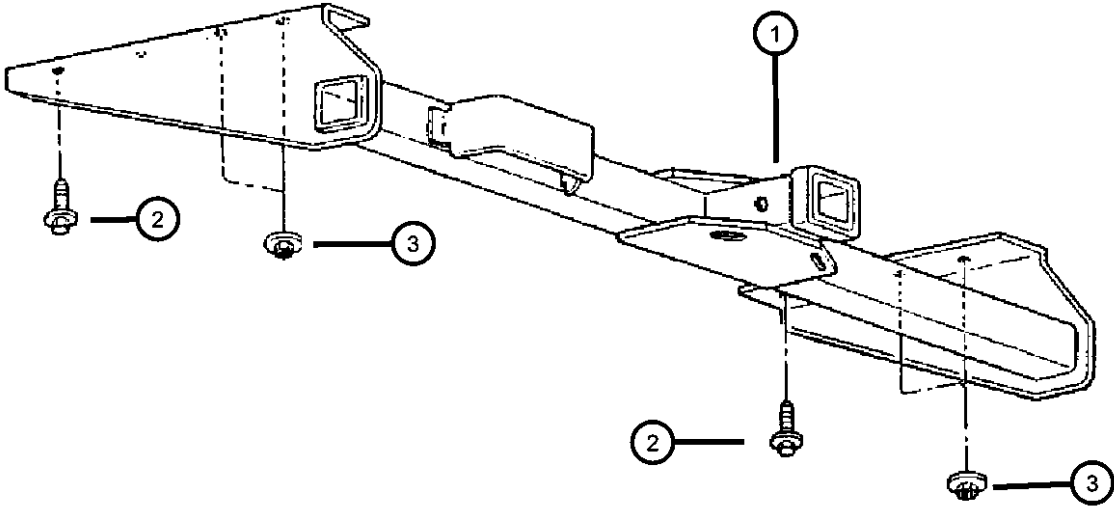
GRAND CHEROKEE (ZJ)

SERIES	LINE	BODY	ENGINE	TRANSMISSION
L = LOWLINE	T = JEEP - 2WD J = JEEP - 4WD	74 = SPORT UTILITY 4-DR	ELF = 5.2L V8 MPI Engine EML = 5.9L V8 MPI Engine ERH = 4.0L Power Tech I-6 Engine	DGK = 4-Spd. Automatic 42RE Transmission DGT = 4-Spd. Automatic 46RE Transmission DGW = TRANSMISSION - 4-SPD. AUTOMATIC,44RE DGO = ALL AUTOMATIC TRANSMISSIONS

AR = use ase required - = Non illustrated part

Trailer Towing Hitch  
Figure 13-630

ITEM	PART NUMBER	QTY	LINE	SERIES	BODY	ENGINE	TRANS	TRIM	DESCRIPTION
1	52058755	1							HITCH, Trailer
2	06101102	2							BOLT, Hex Head, M12x1.75x45
3	06100056	4							NUT AND WASHER, Hex, M12x1.75



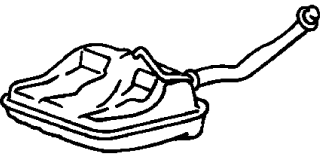




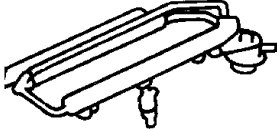
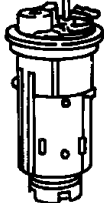

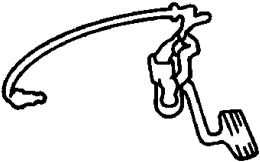
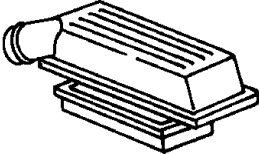

GRAND CHEROKEE (ZJ)				
SERIES	LINE	BODY	ENGINE	TRANSMISSION
L = LOWLINE	T = JEEP - 2WD J = JEEP - 4WD	74 = SPORT UTILITY 4-DR	ELF = 5.2L V8 MPI Engine EML = 5.9L V8 MPI Engine ERH = 4.0L Power Tech I-6 Engine	DGK = 4-Spd. Automatic 42RE Transmission DGT = 4-Spd. Automatic 46RE Transmission DGW = TRANSMISSION - 4-SPD. AUTOMATIC,44RE DGO = ALL AUTOMATIC TRANSMISSIONS



Group - 14  
Fuel

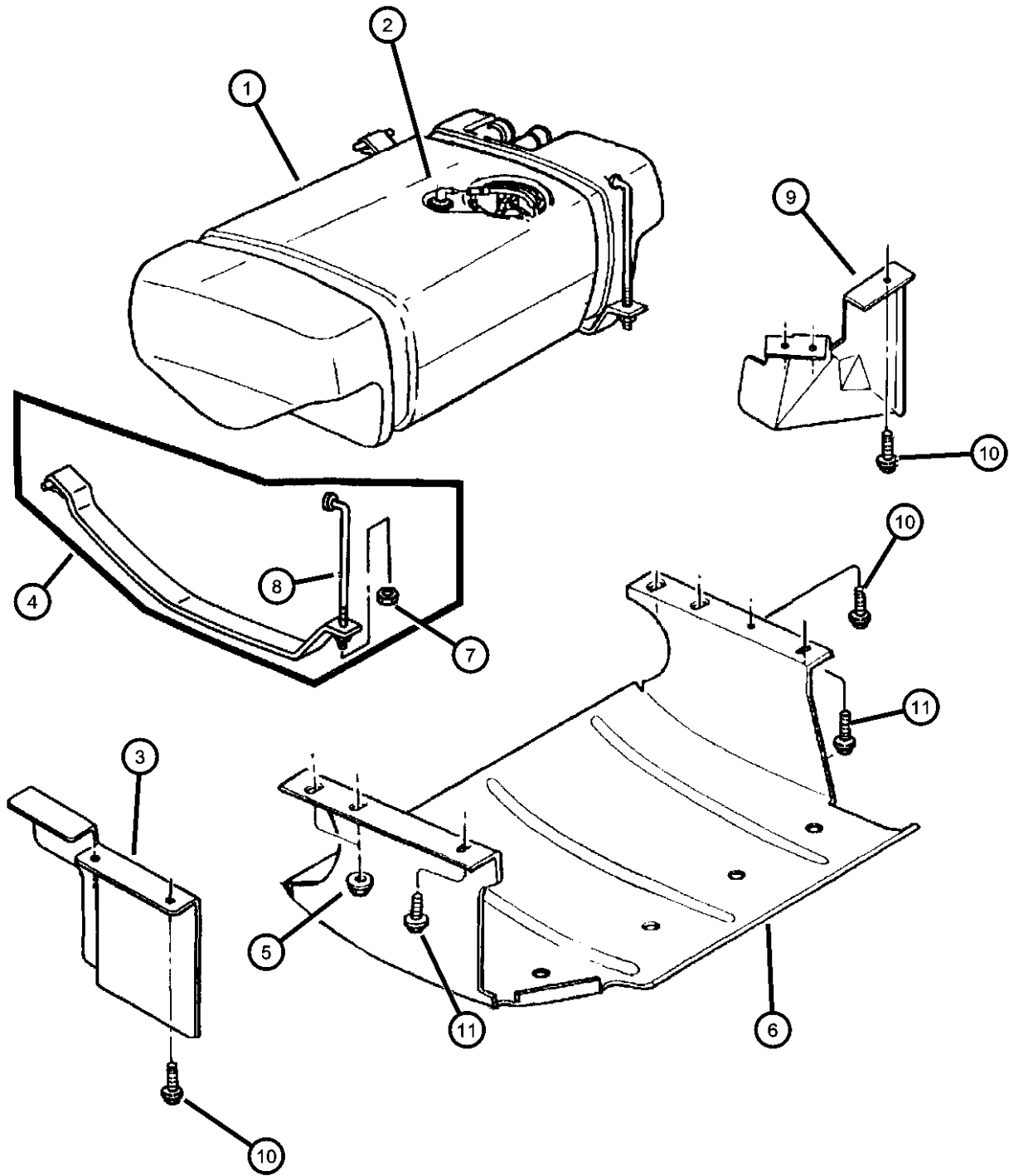
Group - 14 Fuel

Illustration Title Group-Fig. No.

<div>014-100 Tank, Fuel</div> <div></div>	<div>014-1000 Speed Control</div> <div></div>	<div>014-1100 Accelerator Pedal</div> <div></div>	<div>014-200 Fuel Tank Filler Tube</div> <div></div>
<div>014-300 Fuel Lines</div> <div></div>	<div>014-400 Fuel Rail</div> <div></div>	<div>014-500 Fuel Pump and Sending Unit</div> <div></div>	<div>014-600 Throttle Body</div> <div></div>
<div>014-700 Throttle Controls</div> <div></div>	<div>014-800 Air Cleaner</div> <div></div>	<div>014-900 Air Intake System</div> <div></div>	

<b>Tank, Fuel</b>	
Fuel Tank .....	Fig. 14 - 130
<b>Fuel Tank Filler Tube</b>	
Fuel Tank Filler Tube.....	Fig. 14 - 220
<b>Fuel Lines</b>	
Fuel Lines, Front .....	Fig. 14 - 310
Fuel Lines, Rear.....	Fig. 14 - 340
<b>Fuel Rail</b>	
Fuel Injection System .....	Fig. 14 - 410
<b>Fuel Pump and Sending Unit</b>	
Fuel Module .....	Fig. 14 - 520
<b>Throttle Body</b>	
Throttle Body .....	Fig. 14 - 610
<b>Throttle Controls</b>	
Throttle Controls.....	Fig. 14 - 720
<b>Air Cleaner</b>	
Air Cleaner.....	Fig. 14 - 850
<b>Air Intake System</b>	
Air Intake System .....	Fig. 14 - 910
<b>Speed Control</b>	
Speed Control .....	Fig. 14 - 1030
<b>Accelerator Pedal</b>	
Accelerator Pedal .....	Fig. 14 - 1110

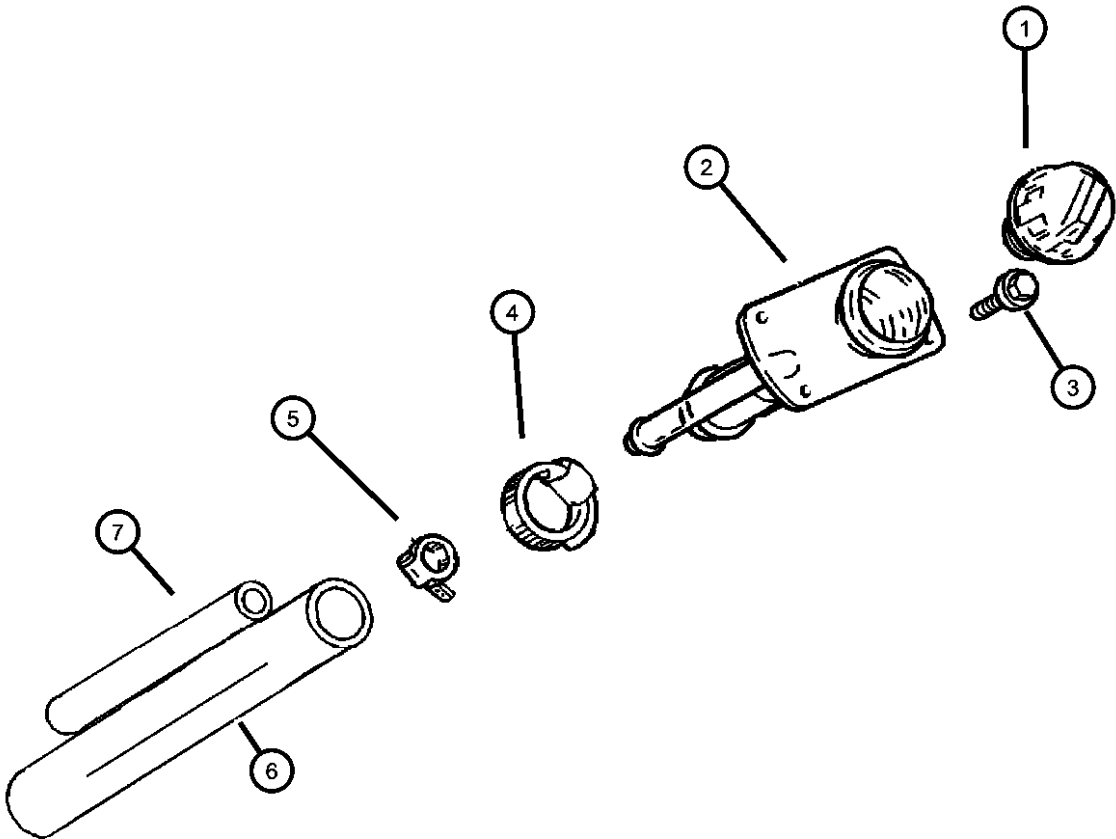
Fuel Tank  
Figure 14-130



ITEM	PART NUMBER	QTY	LINE	SERIES	BODY	ENGINE	TRANS	TRIM	DESCRIPTION
1	52100233	1				EL0, EM0, ER0			TANK, Fuel
2	52100233	1							VALVE, Fuel Vapor, Serviced in Tank, (NOT SERVICED)
3	55296096	1							SHIELD, Heat
4	52100128	2							STRAP, Fuel Tank
5	06100056	4							NUT AND WASHER, Hex, M12x1.75
6	52018436	1							PLATE, Fuel Tank Skid
7	06034955	2							NUT, Hex Flange Lock, .375-16
8	52100130	2							BOLT, Fuel Tank Strap
9	53055010	1							SHIELD, Fuel Tank
10	06101777	4							SCREW, Hex Flange Head Tapping, M6x1.00x20.00
11	06101102	2							BOLT, Hex Head, M12x1.75x45

GRAND CHEROKEE (ZJ)				
SERIES	LINE	BODY	ENGINE	TRANSMISSION
L = LOWLINE	T = JEEP - 2WD J = JEEP - 4WD	74 = SPORT UTILITY 4-DR	ELF = 5.2L V8 MPI Engine EML = 5.9L V8 MPI Engine ERH = 4.0L Power Tech I-6 Engine	DGK = 4-Spd. Automatic 42RE Transmission DGT = 4-Spd. Automatic 46RE Transmission DGW = TRANSMISSION - 4-SPD. AUTOMATIC, 44RE DGO = ALL AUTOMATIC TRANSMISSIONS

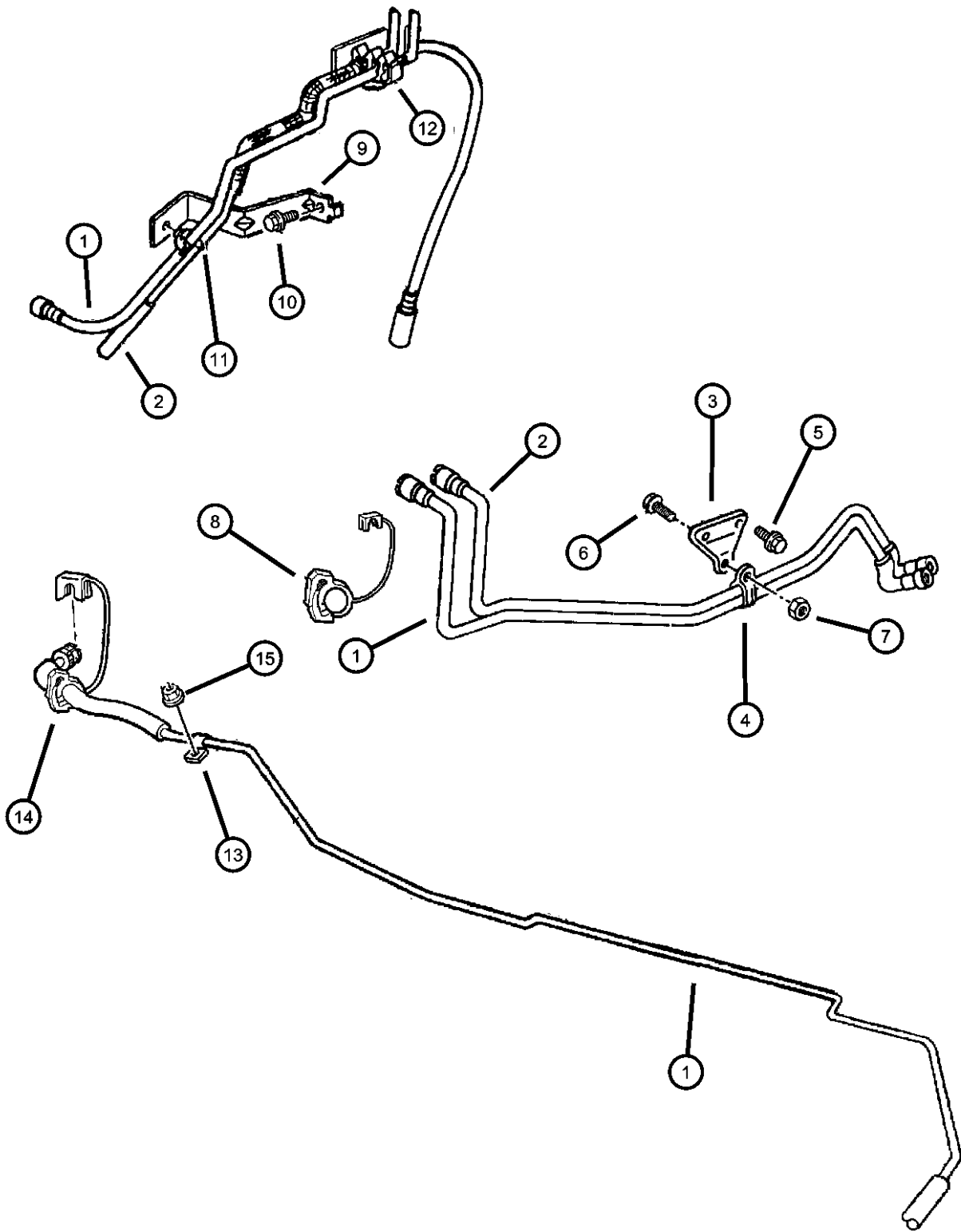
Fuel Tank Filler Tube  
Figure 14-220



ITEM	PART NUMBER	QTY	LINE	SERIES	BODY	ENGINE	TRANS	TRIM	DESCRIPTION
1	52100205	1							CAP, Fuel Filler
2	52100380AA	1							TUBE, Filler
3	00154236	4							SCREW, Stake, .19-24
4	06502090	1							CLAMP, Hose
5	02448770	1							CLAMP, Hose
6	52018801	1				EL0, EM0, ER0			HOSE, Fuel Filler
7	52018799	1				EL0, EM0, ER0			HOSE, Fuel

GRAND CHEROKEE (ZJ)		BODY		ENGINE	TRANSMISSION
SERIES	LINE				
L = LOWLINE	T = JEEP - 2WD J = JEEP - 4WD	74 = SPORT UTILITY 4-DR		ELF = 5.2L V8 MPI Engine EML = 5.9L V8 MPI Engine ERH = 4.0L Power Tech I-6 Engine	DGK = 4-Spd. Automatic 42RE Transmission DGT = 4-Spd. Automatic 46RE Transmission DGW = TRANSMISSION - 4-SPD. AUTOMATIC,44RE DGO = ALL AUTOMATIC TRANSMISSIONS

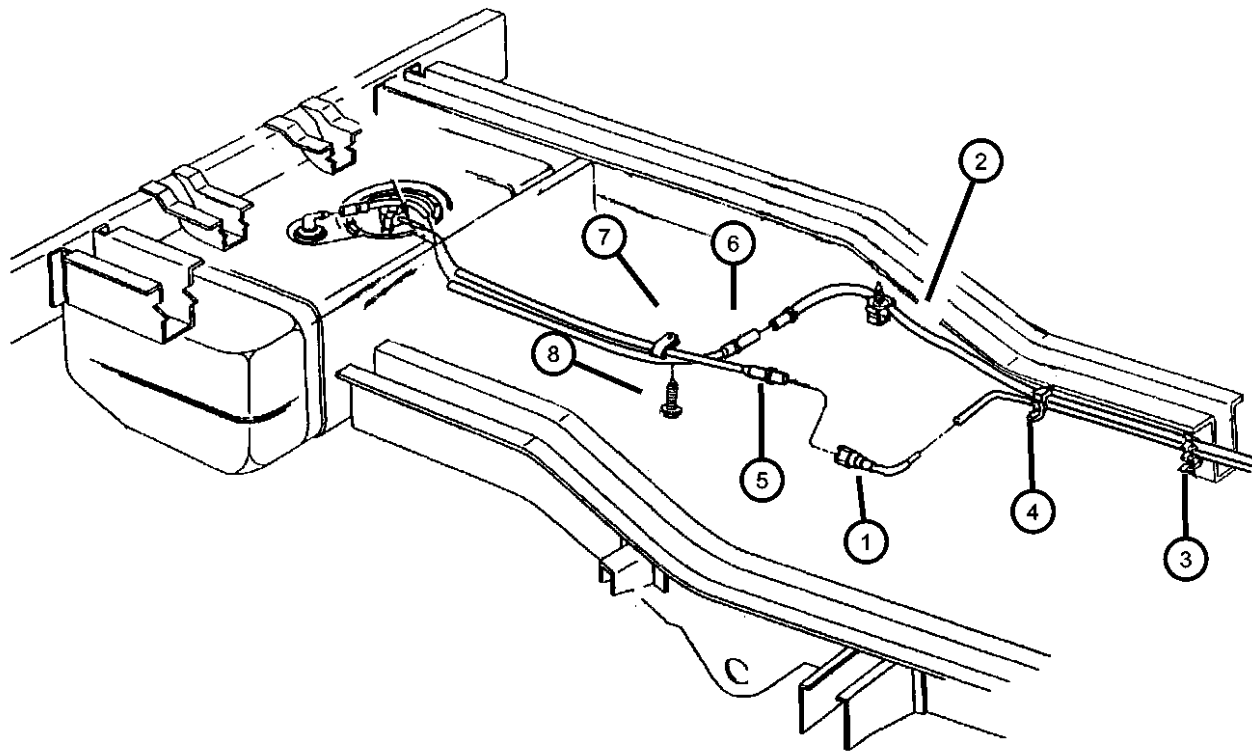
Fuel Lines, Front  
Figure 14-310



ITEM	PART NUMBER	QTY	LINE	SERIES	BODY	ENGINE	TRANS	TRIM	DESCRIPTION
1	52100004AB	1	J			EM0			TUBE, Fuel Supply
	52100210	1				EL0, EM0			
	52127633	1				ER0			
2	52020521	1				EL0, EM0, ER0			TUBE, Fuel Vapor
3	52007273	1				ER0			BRACKET, Fuel Line
4	06504589	1				ER0			CLIP, Fuel Line
5	06101801	2				ER0			SCREW, Tapping Annular, M8x1.25x15
6	06501714	1				ER0			SCREW AND WASHER, Hex Head, M6x1x18
7	06100047	1				ER0			NUT AND WASHER, Hex Nut-Coned Washer, M6 x 1.00
8	52127788	1				ER0			CLIP, Fuel Line
		1				EL0, EM0			
9	52100303AA	1							BRACKET, Fuel Line
10	06101777	1							SCREW, Hex Flange Head Tapping, M6x1.00x20.00
11	34202479	1				EL0, EM0, ER0			CLIP, Fuel Tube
12	34202479	1				EL0, EM0, ER0			CLIP, Fuel Tube
13	00120522	1				EL0, EM0			CLIP, Wrap Around
14	52127788	1				ER0			CLIP, Fuel Line
		1				EL0, EM0			
15	06033560	1							NUT AND WASHER, Hex Nut-Coned Washer, .25-20
		4				EL0, EM0			
						ER0			

GRAND CHEROKEE (ZJ)		BODY		ENGINE	TRANSMISSION
SERIES	LINE				
L = LOWLINE	T = JEEP - 2WD J = JEEP - 4WD	74 = SPORT UTILITY 4-DR		ELF = 5.2L V8 MPI Engine EML = 5.9L V8 MPI Engine ERH = 4.0L Power Tech I-6 Engine	DGK = 4-Spd. Automatic 42RE Transmission DGT = 4-Spd. Automatic 46RE Transmission DGW = TRANSMISSION - 4-SPD. AUTOMATIC, 44RE DGO = ALL AUTOMATIC TRANSMISSIONS

Fuel Lines, Rear  
Figure 14-340

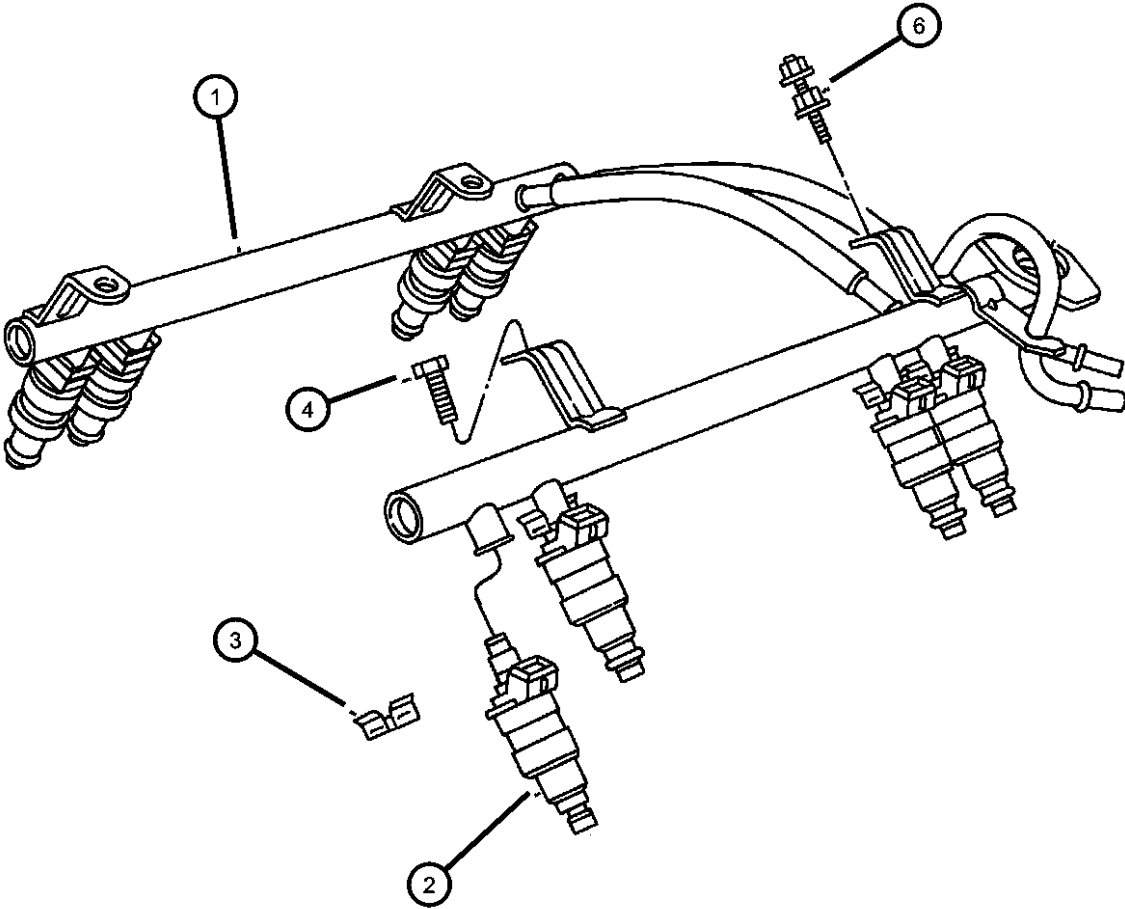


ITEM	PART NUMBER	QTY	LINE	SERIES	BODY	ENGINE	TRANS	TRIM	DESCRIPTION
1	52018803AB	1	J			EM0			TUBE, Fuel Supply
	52100232	1				EL0, EM0, ER0			
2	52017980	1				EL0, EM0, ER0			TUBE, Fuel Vapor
3	52007533	4				EL0, EM0, ER0			CLIP, Tube, 3 Way
4	34202479	2				EL0, EM0, ER0			CLIP, Fuel Tube
5	52100161	1				EL0, EM0, ER0			TUBE, Fuel Delivery
6	52005110	1				EL0, EM0, ER0			TUBE, Fuel Vapor
7	34202479	1				EL0, EM0, ER0			CLIP, Fuel Tube
8	06101777	1							SCREW, Hex Flange Head Tapping, M6x1.00x20.00

GRAND CHEROKEE (ZJ)				
SERIES	LINE	BODY	ENGINE	TRANSMISSION
L = LOWLINE	T = JEEP - 2WD J = JEEP - 4WD	74 = SPORT UTILITY 4-DR	ELF = 5.2L V8 MPI Engine EML = 5.9L V8 MPI Engine ERH = 4.0L Power Tech I-6 Engine	DGK = 4-Spd. Automatic 42RE Transmission DGT = 4-Spd. Automatic 46RE Transmission DGW = TRANSMISSION - 4-SPD. AUTOMATIC, 44RE DGO = ALL AUTOMATIC TRANSMISSIONS

AR = use ase required - = Non illustrated part

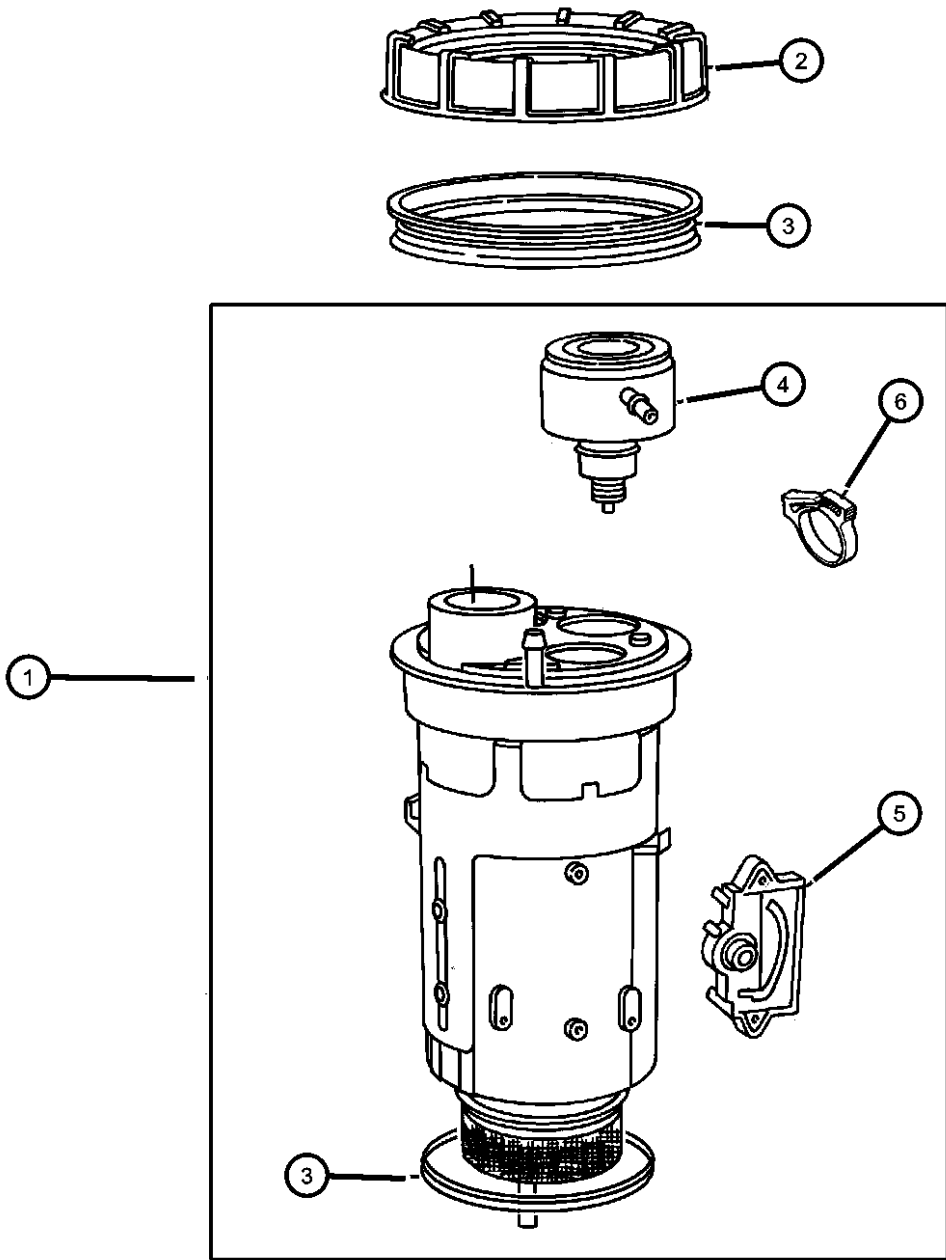
Fuel Injection System  
Figure 14-410



ITEM	PART NUMBER	QTY	LINE	SERIES	BODY	ENGINE	TRANS	TRIM	DESCRIPTION
1									RAIL, Fuel
	53030598	1				EL0, EM0			
	53030699	1				ER0			
2									INJECTOR, Fuel
	53030778	6				ER0			
		8				EL0, EM0			
3									CLIP, Fuel Injector
	04418257	6				ER0			
		8				EL0, EM0			
4	06501979	3				ER0			SCREW AND WASHER, Hex Head, M6x1x17
-5	06035575	4				EL0, EM0			SCREW AND WASHER, .312-18x.875
6	06502647	1				ER0			STUD, M6x1.00x44
-7									CAP
	05018781AA	1				EL0, EM0			Diagnostic Port
		1				ER0			Diagnostic Port
-8									O RING KIT, Fuel Injector
	04897125AA	6				ER0			
		8				EL0, EM0			

GRAND CHEROKEE (ZJ)					
SERIES	LINE	BODY	ENGINE	TRANSMISSION	
L = LOWLINE	T = JEEP - 2WD J = JEEP - 4WD	74 = SPORT UTILITY 4-DR	ELF = 5.2L V8 MPI Engine EML = 5.9L V8 MPI Engine ERH = 4.0L Power Tech I-6 Engine	DGK = 4-Spd. Automatic 42RE Transmission DGT = 4-Spd. Automatic 46RE Transmission DGW = TRANSMISSION - 4-SPD. AUTOMATIC, 44RE DGO = ALL AUTOMATIC TRANSMISSIONS	

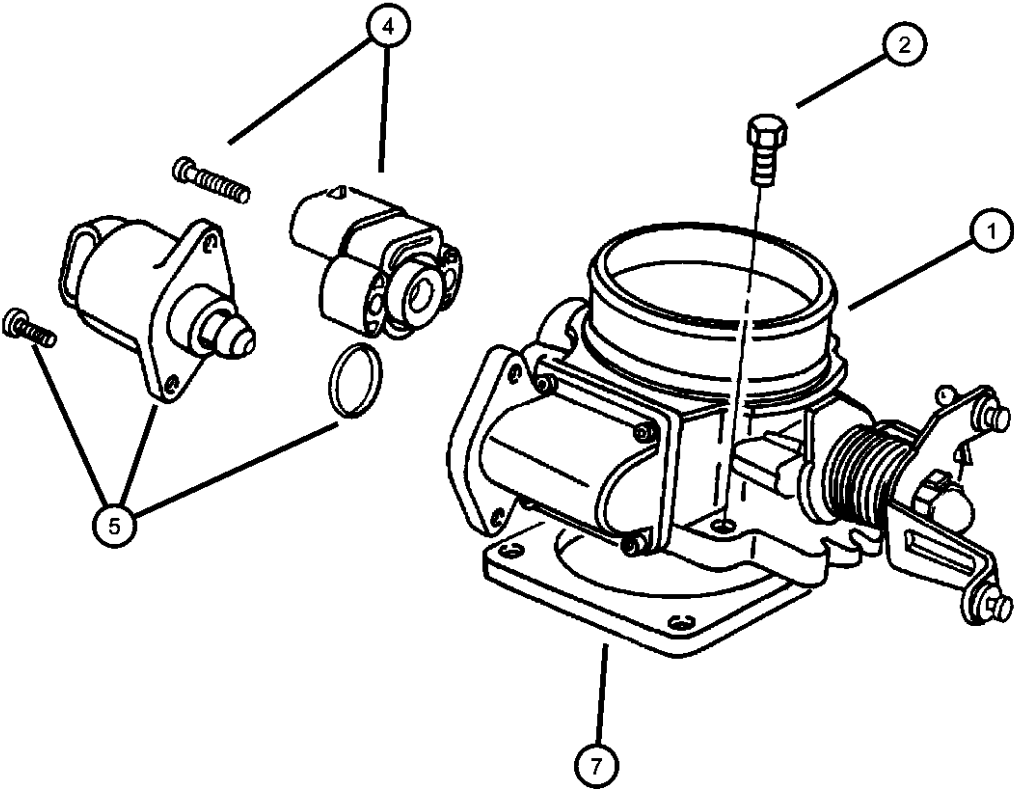
Fuel Module  
Figure 14-520



ITEM	PART NUMBER	QTY	LINE	SERIES	BODY	ENGINE	TRANS	TRIM	DESCRIPTION
1	04874172	1				ELO, EM0, ER0			MODULE PACKAGE, Fuel Tank
2	52005389	1				ELO, EM0, ER0			NUT, Fuel Pump Module
3	52018808	1				ELO, EM0, ER0			SEAL, Fuel Pump and Level Unit
4	04798301	1				ELO, EM0, ER0			FILTER, Fuel
5	05010176AA	1				ELO, EM0, ER0			BOARD PACKAGE, Fuel Level Circuit
6	04625797	1				ELO, EM0, ER0			CLIP, Connector

GRAND CHEROKEE (ZJ)		BODY		ENGINE	TRANSMISSION
SERIES	LINE				
L = LOWLINE	T = JEEP - 2WD J = JEEP - 4WD	74 = SPORT UTILITY 4-DR		ELF = 5.2L V8 MPI Engine EML = 5.9L V8 MPI Engine ERH = 4.0L Power Tech I-6 Engine	DGK = 4-Spd. Automatic 42RE Transmission DGT = 4-Spd. Automatic 46RE Transmission DGW = TRANSMISSION - 4-SPD. AUTOMATIC, 44RE DGO = ALL AUTOMATIC TRANSMISSIONS

Throttle Body  
Figure 14-610



ITEM	PART NUMBER	QTY	LINE	SERIES	BODY	ENGINE	TRANS	TRIM	DESCRIPTION
1									THROTTLE BODY
	53030807AB	1				EL0, EM0			
	53032023AC	1				ER0			
2	06503929	4				ER0			SCREW AND WASHER, Coned Pilot, M6x1x30
-3	06034356	4				EL0, EM0			SCREW AND WASHER, Hex Head, .312-18x2.38
4									SENSOR, Throttle Position
	04874371AC	1				ER0			
	04882219	1				EL0, EM0			
5	53030657AB	1				EL0, EM0			MOTOR, A.I.S.
-6	53030821	1				ER0			MOTOR, Auto Idle Speed
7	53007543	1				ER0			GASKET, Throttle Body
-8	53030541	1				EL0, EM0			GASKET, Throttle Body To Intake
-9	53009672	1				EL0, EM0			CONNECTOR, Emission Hose

GRAND CHEROKEE (ZJ)				
SERIES	LINE	BODY	ENGINE	TRANSMISSION
L = LOWLINE	T = JEEP - 2WD J = JEEP - 4WD	74 = SPORT UTILITY 4-DR	ELF = 5.2L V8 MPI Engine EML = 5.9L V8 MPI Engine ERH = 4.0L Power Tech I-6 Engine	DGK = 4-Spd. Automatic 42RE Transmission DGT = 4-Spd. Automatic 46RE Transmission DGW = TRANSMISSION - 4-SPD. AUTOMATIC, 44RE DGO = ALL AUTOMATIC TRANSMISSIONS

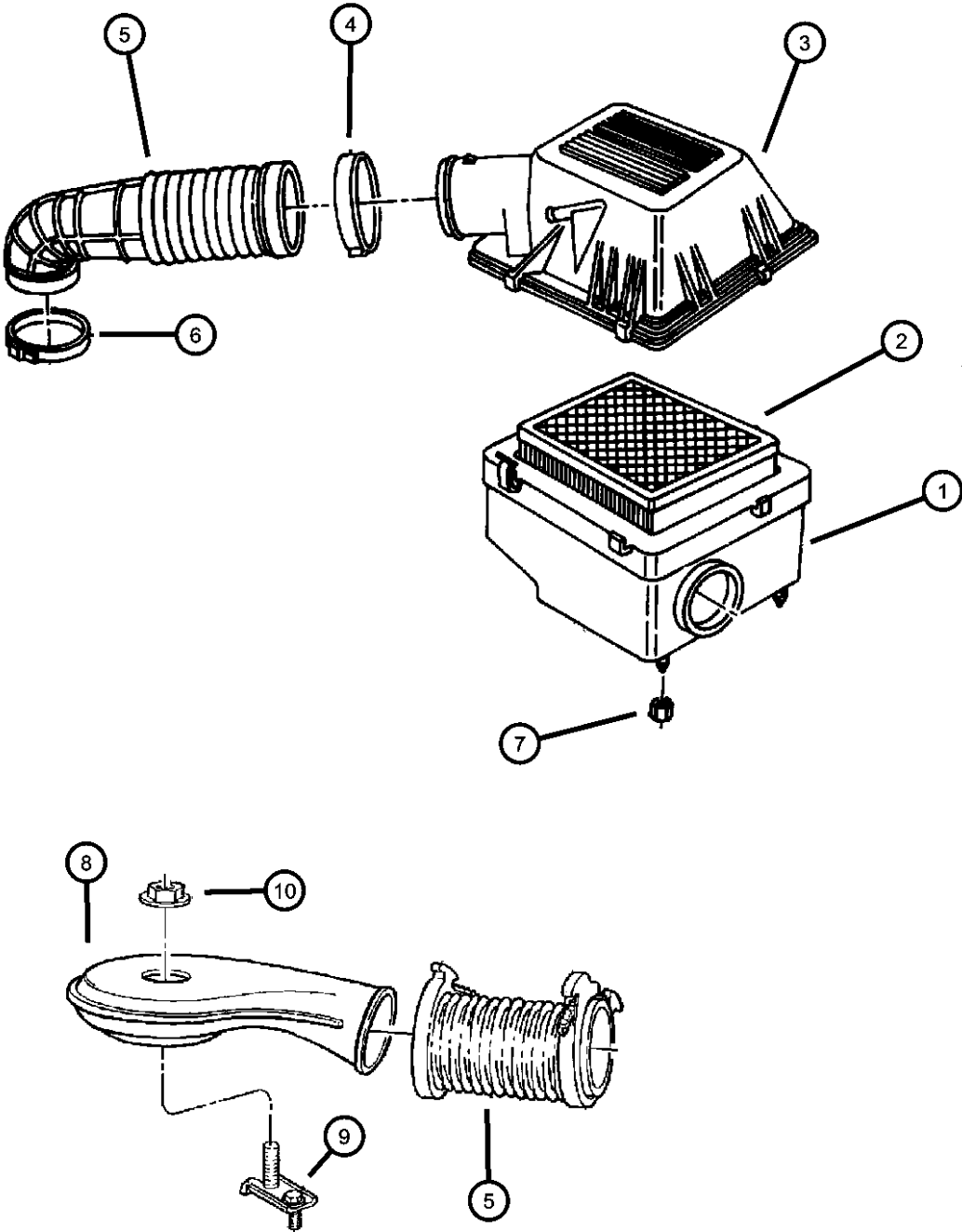


Throttle Controls  
Figure 14-720

ITEM	PART NUMBER	QTY	LINE	SERIES	BODY	ENGINE	TRANS	TRIM	DESCRIPTION
1									CABLE, Accelerator
	04854098	1				ER0			
	53032349	1				EL0, EM0			
2									CABLE, Throttle Valve
	52104030AB	1				EL0, EM0	DG0		
	52104031	1				ER0	DGK		
3	52079029	1				ER0			GUIDE, Accelerator Cable
4	52078987	1				ER0			GUIDE, Accelerator Cable
5	06501979	3				ER0			SCREW AND WASHER, Hex Head, M6x1x17
6	53007486	1				ER0			BRACKET, Accelerator Cable
7	56008876	1							STRAP, Tie
8	J4005701	1					DG0		CLIP
9	52078867	1					DG0		BRACKET, Cable
10	53009055	1					DG0		SPRING, Throttle Valve Return
11	52078723	1					DG0		LEVER, Throttle Valve
12	00181065	1					DG0		BOLT, Hex Head, .25-20x1.00
13	00138165	1					DG0		WASHER, Lock
14	00219462	1					DG0		NUT, Hex, .250-20
15	00181112	1					DG0		SCREW AND WASHER, .375-16x1.00
16	52078255	1				EL0, ER0	DG0		BRACKET, Shift Cable

GRAND CHEROKEE (ZJ)		BODY		ENGINE	TRANSMISSION
SERIES	LINE				
L = LOWLINE	T = JEEP - 2WD	74 = SPORT UTILITY 4-DR		ELF = 5.2L V8 MPI Engine	DGK = 4-Spd. Automatic 42RE Transmission
	J = JEEP - 4WD			EML = 5.9L V8 MPI Engine	DGT = 4-Spd. Automatic 46RE Transmission
				ERH = 4.0L Power Tech I-6 Engine	DGW = TRANSMISSION - 4-SPD. AUTOMATIC, 44RE
					DGO = ALL AUTOMATIC TRANSMISSIONS

Air Cleaner  
Figure 14-850



ITEM	PART NUMBER	QTY	LINE	SERIES	BODY	ENGINE	TRANS	TRIM	DESCRIPTION
1	53007385	1				ER0			HOUSING, Air Cleaner
		1				EL0, EM0			
2	53007386	1				ER0			FILTER, Air
	P4510475	1				EL0, EM0			Performance Air Filter, WJ, 1999-2002, 4.7L
	P4510475	1							Performance Air Filter, WJ, 1999-2002, 4.7L
3	53030178	1				ER0			COVER, Air Cleaner
		1				EL0, EM0			
4	53006584	1				ER0			CLAMP, Hose to Air Cleaner
		2				EL0, EM0			
5	53007571	1				ER0			HOSE, Air Cleaner to T/Body
	53009268	1				EL0, EM0			
6	53006273	1				ER0			CLAMP, Air Cleaner Duct
7	53006273	1							NUT, M8x1.25, (NOT SERVICED)
8	53009266	1				EL0, EM0			BONNET, Throttle Body Air Inlet
9	53030693	1				EL0, EM0			BRACKET, Throttle Body Bonnet
10	53009267	1				EL0, EM0			NUT, Insert, .250 x 20

GRAND CHEROKEE (ZJ)

SERIES LINE  
L = LOWLINE T = JEEP - 2WD  
J = JEEP - 4WD

BODY  
74 = SPORT UTILITY 4-DR

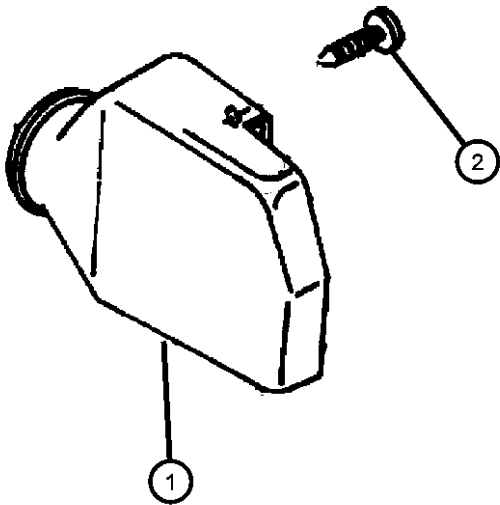
ENGINE  
ELF = 5.2L V8 MPI Engine  
EML = 5.9L V8 MPI Engine  
ERH = 4.0L Power Tech I-6 Engine

TRANSMISSION  
DGK = 4-Spd. Automatic 42RE Transmission  
DGT = 4-Spd. Automatic 46RE Transmission  
DGW = TRANSMISSION - 4-SPD. AUTOMATIC, 44RE  
DGO = ALL AUTOMATIC TRANSMISSIONS

AR = use ase required - = Non illustrated part

1998 ZJ

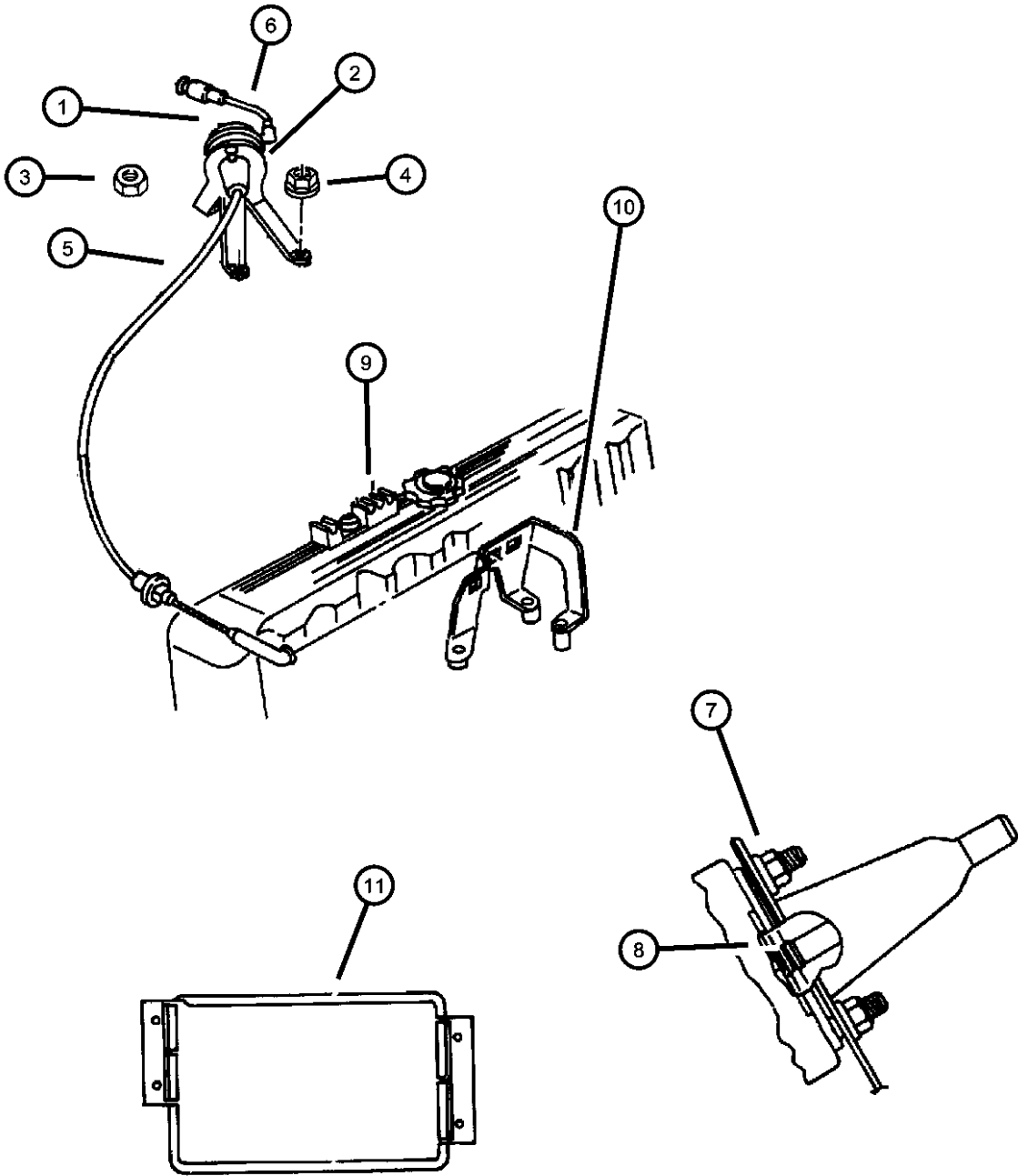
Air Intake System  
Figure 14-910



ITEM	PART NUMBER	QTY	LINE	SERIES	BODY	ENGINE	TRANS	TRIM	DESCRIPTION
1	53007447	1							DUCT, Ambient Air
2	06030441	1							PIN, Retainer

GRAND CHEROKEE (ZJ)								
SERIES	LINE							
L = LOWLINE	T = JEEP - 2WD J = JEEP - 4WD				BODY 74 = SPORT UTILITY 4-DR	ENGINE ELF = 5.2L V8 MPI Engine EML = 5.9L V8 MPI Engine ERH = 4.0L Power Tech I-6 Engine	TRANSMISSION DGK = 4-Spd. Automatic 42RE Transmission DGT = 4-Spd. Automatic 46RE Transmission DGW = TRANSMISSION - 4-SPD. AUTOMATIC, 44RE DGO = ALL AUTOMATIC TRANSMISSIONS	

Speed Control  
Figure 14-1030

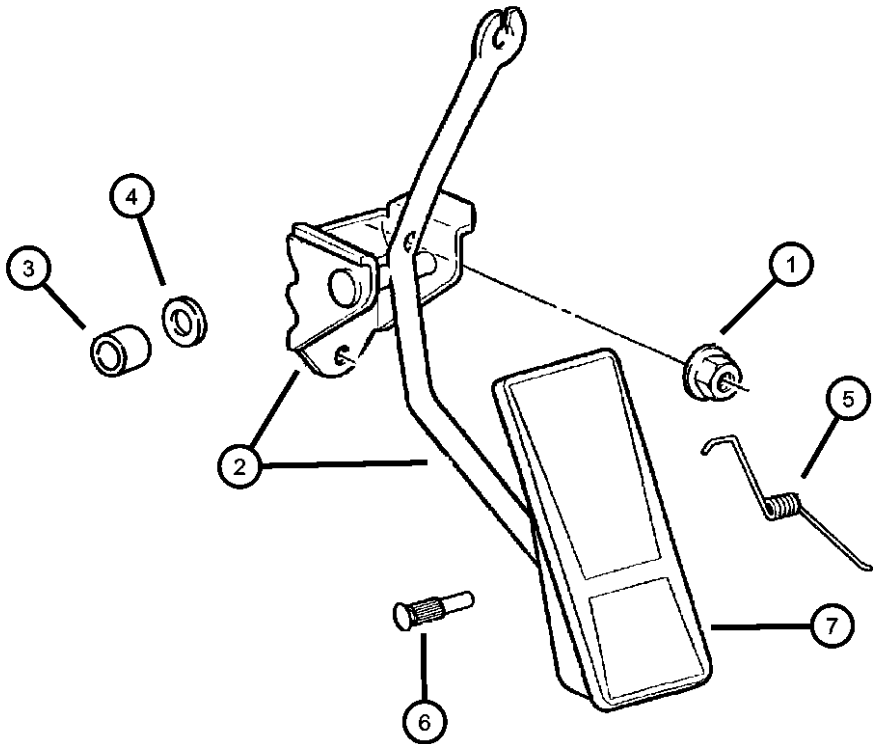


ITEM	PART NUMBER	QTY	LINE	SERIES	BODY	ENGINE	TRANS	TRIM	DESCRIPTION
1	04669979	1				ER0			SERVO, Speed Control
		1				EL0, EM0			
2	52077997	1				ER0			BRACKET, Cruise Control Servo
		1				EL0, EM0			
3		1							NUT, M5x0.80, (NOT SERVICED)
4		1							NUT, (NOT SERVICED)
5	04854000	1				EL0, EM0			CABLE, Speed Control
	52078292	1				ER0			
6	52078684	1				ER0			HARNESS, Vacuum Speed Control
		1				EL0, EM0			
7	06502493	2				ER0			NUT, Hex Flange Serration, M6x1
		2				EL0, EM0			
8	06025867	1				ER0			CLIP, Cable to Servo Attach
		1				EL0, EM0			
9	52079029	1				ER0			GUIDE, Accelerator Cable
10	53007486	1				ER0			BRACKET, Accelerator Cable
11	55035614	1				EL0, EM0, ER0			RESERVOIR, Vacuum
-12	04549209	1				EL0, EM0			VALVE PACKAGE, Check

GRAND CHEROKEE (ZJ)				
SERIES	LINE	BODY	ENGINE	TRANSMISSION
L = LOWLINE	T = JEEP - 2WD J = JEEP - 4WD	74 = SPORT UTILITY 4-DR	ELF = 5.2L V8 MPI Engine EML = 5.9L V8 MPI Engine ERH = 4.0L Power Tech I-6 Engine	DGK = 4-Spd. Automatic 42RE Transmission DGT = 4-Spd. Automatic 46RE Transmission DGW = TRANSMISSION - 4-SPD. AUTOMATIC, 44RE DGO = ALL AUTOMATIC TRANSMISSIONS

Accelerator Pedal  
Figure 14-1110

ITEM	PART NUMBER	QTY	LINE	SERIES	BODY	ENGINE	TRANS	TRIM	DESCRIPTION
1	34201680	2							NUT, Hex Flange, M6x1
2	52078167	1							PEDAL, Accelerator
3	J3171414	2							BUSHING, Shift Fork
4	06100876	2							WASHER, Flat, M6.82x17.00x1.75
5	52078168	1							SPRING, Accelerator Pedal Return
6	J3220231	1							PIN, Accelerator Pedal Mtg.
7	53003932	1							PAD, Accelerator Pedal



GRAND CHEROKEE (ZJ)

SERIES LINE  
L = LOWLINE T = JEEP - 2WD  
J = JEEP - 4WD

BODY  
74 = SPORT UTILITY 4-DR

ENGINE  
ELF = 5.2L V8 MPI Engine  
EML = 5.9L V8 MPI Engine  
ERH = 4.0L Power Tech I-6 Engine

TRANSMISSION  
DGK = 4-Spd. Automatic 42RE Transmission  
DGT = 4-Spd. Automatic 46RE Transmission  
DGW = TRANSMISSION - 4-SPD. AUTOMATIC, 44RE  
DGO = ALL AUTOMATIC TRANSMISSIONS

# Group - 16

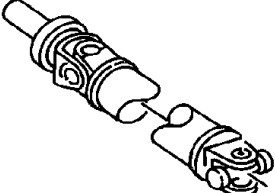
## Propeller Shafts and U-Joints

Group - 16 Propeller Shafts and U-Joints

Illustration Title

Group-Fig. No.

**Propeller Shaft**  
Propeller Shaft,Front.....Fig. 16 - 110  
Propeller Shaft,Rear .....Fig. 16 - 120

<div><div>016-100</div><div>Propeller Shaft</div><div></div></div>			
--	--	--	--

**Propeller Shaft,Front**  
**Figure 16-110**

	ITEM	PART NUMBER	QTY	LINE	SERIES	BODY	ENGINE	TRANS	TRIM	DESCRIPTION
<p>(DHP)</p>										
	1	05012793AA	1	J			ER0	DGK		BOOT, Driveshaft, [DHP]
	2	52098707	1	J			ER0	DGK		SHAFT, Drive, [DHP]
	3	06034966	4	J						BOLT, .312-24x1.170, Prop Shaft to Transfer Case Yoke, Mounting U JOINT
	4	04882793	3	J			ER0	DGK		[DHP]
			2	J			ER0	DGK		[DHR]
			2	J			EM0	DGT, DGW		[DHR]
	5	J4006928	4	J						BOLT, [DHP] Prop Shaft to Front Axle Yoke, Mounting
	6	J3240553	2	J						STRAP, Prop Shaft, [DHP] Prop Shaft to Front Axle Yoke, Mounting
	7	05010030AA	1	J			ER0	DGK		Yoke, Drive Shaft, [DHP], Front
<p>(DHR)</p>	8	04897484AA	1	J			ER0	DGK		SOCKET KIT, Yoke Centering [DHR]
			1	J			ER0	DGK		[DHP]
			1	J			EM0	DGT, DGW		[DHR]
	9	J3207886	4	J			ER0	DGK		RING, U Joint [DHP]
			4	J			EM0	DGT, DGW		[DHR]
			4	J			ER0	DGK		[DHR]
	10	J8130296	1	J			ER0	DGK		YOKE, Drive Shaft [DHR]
			1	J			ER0	DGK		[DHP]
			1	J			EM0	DGT, DGW		[DHR]
	11	52098379	1	J			EM0	DGT, DGW		SHAFT, Drive [DHR]
		52099260	1	J			ER0	DGK		[DHR]
		56022666AA	1	J			EL0	DGT, DGW		[DHR]-No Component Parts Available
<div> <div> <b>GRAND CHEROKEE (ZJ)</b>            SERIES      LINE            L = LOWLINE      T = JEEP - 2WD                                     J = JEEP - 4WD         </div> <div>           BODY            74 = SPORT UTILITY 4-DR         </div> <div>           ENGINE            ELF = 5.2L V8 MPI Engine            EML = 5.9L V8 MPI Engine            ERH = 4.0L Power Tech I-6 Engine         </div> <div>           TRANSMISSION            DGK = 4-Spd. Automatic 42RE Transmission            DGT = 4-Spd. Automatic 46RE Transmission            DGW = TRANSMISSION - 4-SPD. AUTOMATIC, 44RE            DGO = ALL AUTOMATIC TRANSMISSIONS         </div> </div>										

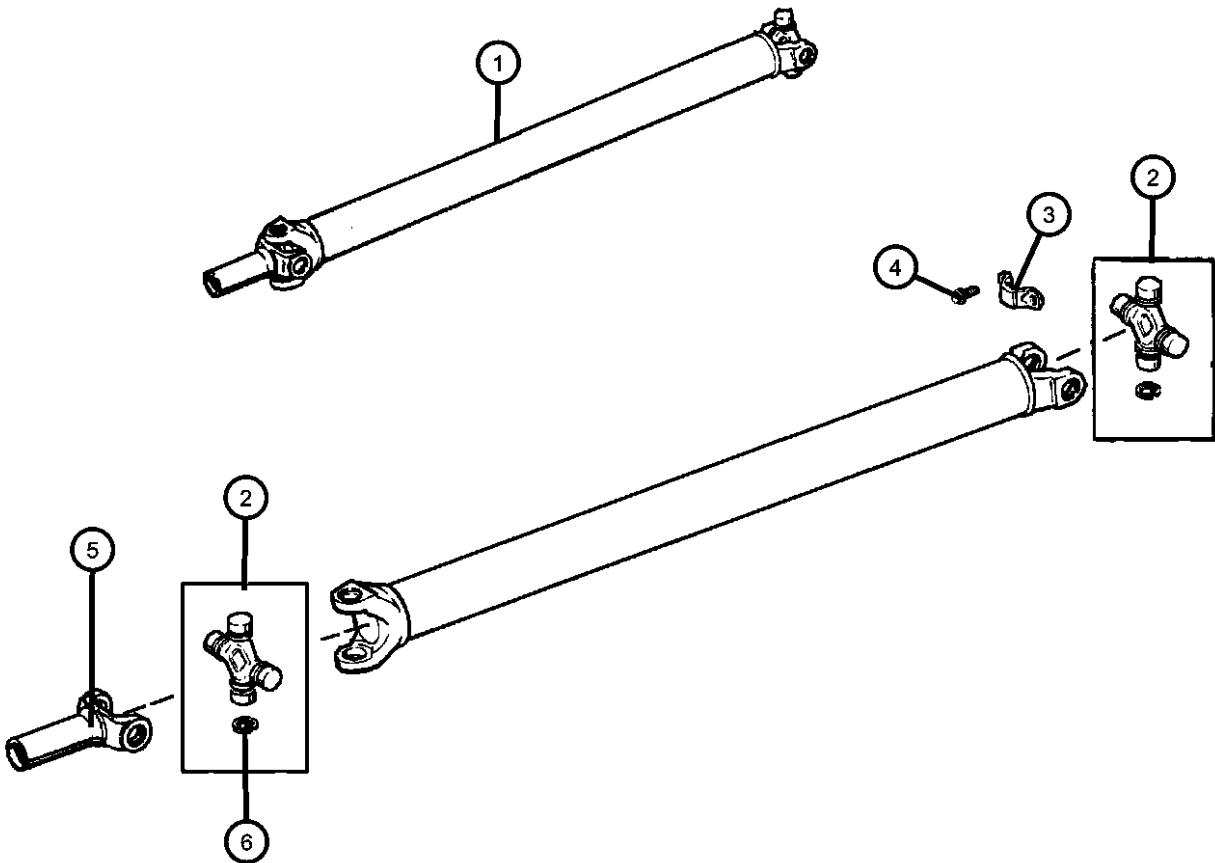
Propeller Shaft,Front  
 Figure 16-110

	ITEM	PART NUMBER	QTY	LINE	SERIES	BODY	ENGINE	TRANS	TRIM	DESCRIPTION
	12	06503407	6	J			ER0	DGK		BOLT, Hex Head, M8x1.25x50
			6	J			EM0	DGT, DGW		[DHR] Prop Shaft to Front Axle Yoke, Mounting
	13	52098488	3	J			EM0	DGT, DGW		[DHR] Prop Shaft to Front Axle Yoke, Mounting
			3	J			ER0	DGK		WASHER
										[DHR] Prop Shaft to Front Axle Yoke
										[DHR] Prop Shaft to Front Axle Yoke

GRAND CHEROKEE (ZJ)									
SERIES	LINE			BODY		ENGINE		TRANSMISSION	
L = LOWLINE	T = JEEP - 2WD J = JEEP - 4WD			74 = SPORT UTILITY 4-DR		ELF = 5.2L V8 MPI Engine EML = 5.9L V8 MPI Engine ERH = 4.0L Power Tech I-6 Engine		DGK = 4-Spd. Automatic 42RE Transmission DGT = 4-Spd. Automatic 46RE Transmission DGW = TRANSMISSION - 4-SPD. AUTOMATIC, 44RE DGO = ALL AUTOMATIC TRANSMISSIONS	



Propeller Shaft,Rear  
 Figure 16-120



ITEM	PART NUMBER	QTY	LINE	SERIES	BODY	ENGINE	TRANS	TRIM	DESCRIPTION
------	-------------	-----	------	--------	------	--------	-------	------	-------------

Note: Sales Codes;  
 [DHP]=Select-Trac Full Time 4 WD System  
 [DHR]=Quadra-Trac 'ON DEMAND' 4 WD System  
 [DRJ]=Dana M35/194MM Rear Axle  
 [DRK]=Dana 44/226MM Rear Axle  
 [DRM]=Dana 35C/194MM Rear Axle

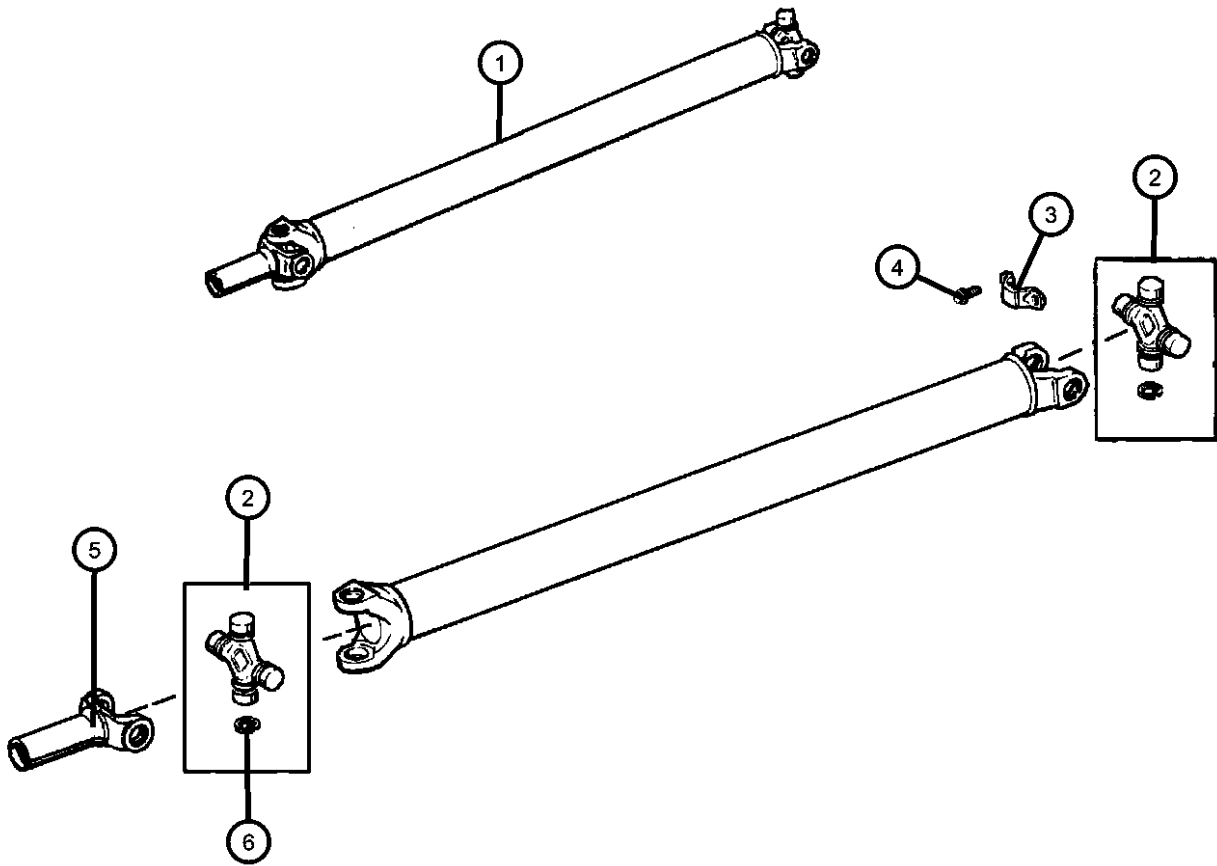
1									SHAFT, Drive, Rear 1-Piece
	52098702	1	J			EL0	DGW		[DHR,DRK]
	52098703	1	J			ER0	DGK		[DHR,DRJ,DRM]
	52098947AC	1	T			ER0	DGK		
	52111704AC	1	T			EL0, EM0	DG0		
	52111831AA	1	J			EM0	DGT		
	52111910	1	J			ER0	DGK		[DHP,DRJ,DRM]
2									U JOINT
	04746936	2	J			EM0	DGT		
	04882793	1	J			ER0	DGK		[DHP,DRJ,DRM]
		2	J			EL0	DGW		[DHR,DRK]
		2	T			ER0	DG0		
		2	J			ER0	DGK		[DHR,DRJ,DRM]
		2	T			EL0, EM0	DG0		
3	J3240553	2							STRAP, Prop Shaft, to Rear Axle, Mounting
4	J4006928	4							BOLT, to Rear Axle, Mounting
5									YOKE, Drive Shaft
	04874052	1	J			ER0	DGK		[DHR,DRJ,DRM]
		1	J			EL0	DGW		[DHR,DRK]
	04882714	1	J			ER0	DGK		[DHP,DRJ,DRM]
	05010030AA	1	T			EL0, EM0	DG0		
		1	T			ER0	DGK		
	05010417AA	1	J			EM0	DGT		
6									RING, U Joint
	J3207886	4	J			ER0	DGK		[DHP,DRJ,DRM]
		4	T			EL0, EM0	DG0		
		4	J			EL0	DGW		[DHR,DRK]
		4	T			ER0	DGK		

<b>GRAND CHEROKEE (ZJ)</b>									
SERIES	LINE								
L = LOWLINE	T = JEEP - 2WD J = JEEP - 4WD				BODY 74 = SPORT UTILITY 4-DR	ENGINE ELF = 5.2L V8 MPI Engine EML = 5.9L V8 MPI Engine ERH = 4.0L Power Tech I-6 Engine	TRANSMISSION DGK = 4-Spd. Automatic 42RE Transmission DGT = 4-Spd. Automatic 46RE Transmission DGW = TRANSMISSION - 4-SPD. AUTOMATIC,44RE DGO = ALL AUTOMATIC TRANSMISSIONS		

AR = use ase required    - = Non illustrated part

Propeller Shaft,Rear  
 Figure 16-120

ITEM	PART NUMBER	QTY	LINE	SERIES	BODY	ENGINE	TRANS	TRIM	DESCRIPTION
		4	J			EM0	DGT		
		1	J			ER0	DGK		[DHR,DRJ,DRM]



GRAND CHEROKEE (ZJ)

SERIES	LINE
L = LOWLINE	T = JEEP - 2WD J = JEEP - 4WD

BODY
74 = SPORT UTILITY 4-DR

ENGINE
ELF = 5.2L V8 MPI Engine EML = 5.9L V8 MPI Engine ERH = 4.0L Power Tech I-6 Engine

TRANSMISSION
DGK = 4-Spd. Automatic 42RE Transmission DGT = 4-Spd. Automatic 46RE Transmission DGW = TRANSMISSION - 4-SPD. AUTOMATIC,44RE DGO = ALL AUTOMATIC TRANSMISSIONS

AR = use ase required    - = Non illustrated part

# Group - 17



## Rear Suspension

### Group - 17 Rear Suspension

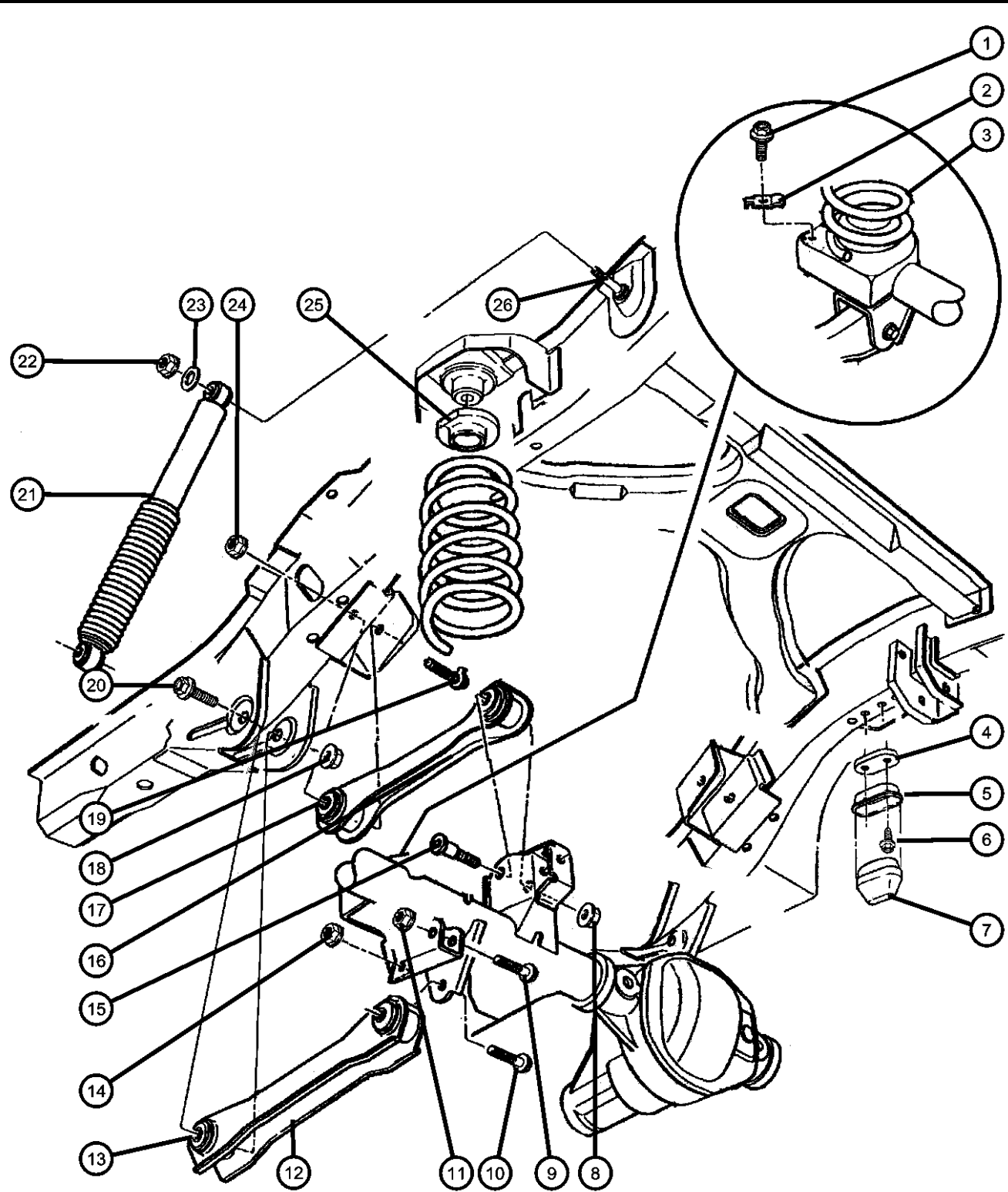
Illustration Title

Group-Fig. No.

<b>Rear Suspension</b> Suspension,Rear,Springs,Shocks .....	Fig. 17 - 110
<b>Rear Stabilizer</b> Stabilzer,Rear and Track Bar.....	Fig. 17 - 210

<div>017-100 Rear Suspension</div> <div></div>	<div>017-200 Rear Stabilizer</div> <div></div>		
--	---	--	--

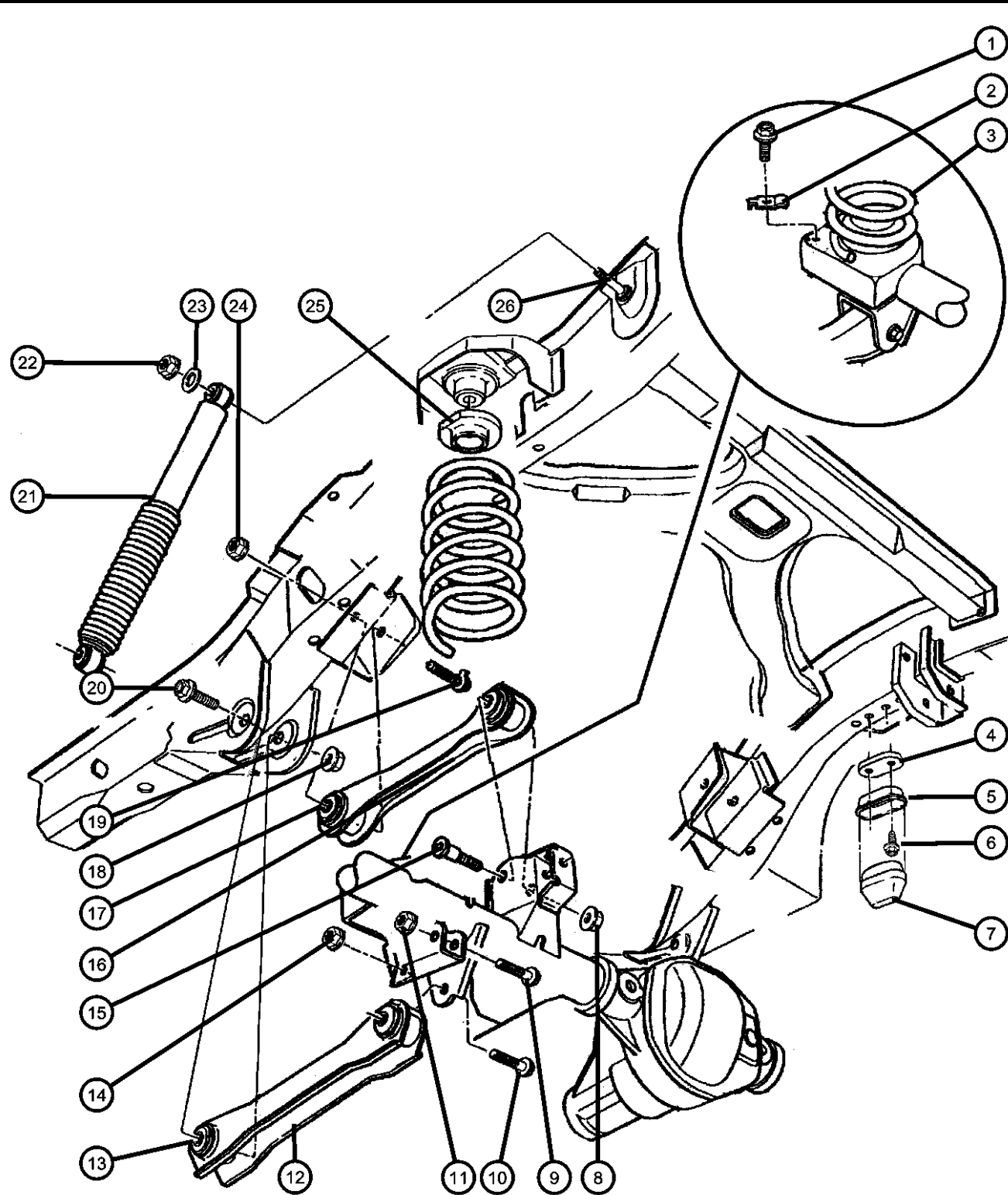
Suspension,Rear,Springs,Shocks  
Figure 17-110



ITEM	PART NUMBER	QTY	LINE	SERIES	BODY	ENGINE	TRANS	TRIM	DESCRIPTION
1	06502468	2							SCREW, Hex Flange Head, M8x1.25x20
2	52005917	2							BRACKET, Spring, Holdown
3									SPRING, Rear Coil
	52088364	1							[ZJR,ZXR]
	52089142	1							[ZJS,ZXS]
	52089143	1							[ZJT,ZXT]
	52089144	1							[ZJU,ZXU]
	52089145	1							[ZJV,ZXV]
4									SPACER, Jounce Bumper
	52005645	2	J						[SDU]
	52087675	2	T						[SDA]
5	52088380	2							CUP, Jounce Bumper
6									BOLT
	06502656	4	J						[-SDU]
	06504927AA	4	T						
		4	J						[+SDU]
7	52087993	2							BUMPER, Jounce
8	06502696	4							NUT, Hex Flange Lock, M10x1.5
9	06502473	2							BOLT, Hex Flange Head, M12x1.75x65
10	06502963	2							BOLT, Hex Flange Head, M14x2.0x105
11	06502697	2							NUT, Hex Flange Lock, M12x1.75
12	52088521AB	2							ARM, Lower Control, Rear
13									BUSHING, Control Arm
	52038026	2							to Body, Rear Lower
	52087720	2							to Axle, Rear Lower
14	06502698	4							NUT, Hex Flange Lock
15	06502469	2							SCREW, Truss Head, M10x1.5x75
16	52088520	2							ARM, ControlRear Upper
17	52087709	4							BUSHING, Control Arm
18	06502698	2							NUT, Hex Flange Lock
19	06503085	2							BOLT, Hex Flange Head, M10x1.50x78.20

GRAND CHEROKEE (ZJ)				
SERIES	LINE	BODY	ENGINE	TRANSMISSION
L = LOWLINE	T = JEEP - 2WD J = JEEP - 4WD	74 = SPORT UTILITY 4-DR	ELF = 5.2L V8 MPI Engine EML = 5.9L V8 MPI Engine ERH = 4.0L Power Tech I-6 Engine	DGK = 4-Spd. Automatic 42RE Transmission DGT = 4-Spd. Automatic 46RE Transmission DGW = TRANSMISSION - 4-SPD. AUTOMATIC,44RE DGO = ALL AUTOMATIC TRANSMISSIONS

Suspension,Rear,Springs,Shocks  
Figure 17-110



ITEM	PART NUMBER	QTY	LINE	SERIES	BODY	ENGINE	TRANS	TRIM	DESCRIPTION
20	06502963	2							BOLT, Hex Flange Head, M14x2.0x105
21	52088202AC	2							SHOCK ABSORBER, Suspension [SDU]
	OSGR5259								Rancho Shock
	0SG23163								Mopar V-Line Alternative Part
	52088578	2							[SDA]
	OSGR5259								Rancho Shock
	0SG23269								Mopar V-Line Alternative Part
22	06502697	2							NUT, Hex Flange Lock, M12x1.75
23	06502697	2							WASHER, Flat, I.D.13.07 x O.D.35.00 x THK. 3.50, (NOT SERVICED)
24	06502696	4							NUT, Hex Flange Lock, M10x1.5
25									ISOLATOR, Spring
	52088379	1							[-SDU], Left
	52088398	2							[+SDU], Right And Left
		1							[-SDU], Right
26	55033077	2							SHAFT, Rear Shock Mount, Upper, Right or Left

GRAND CHEROKEE (ZJ)

SERIES LINE  
L = LOWLINE T = JEEP - 2WD  
J = JEEP - 4WD

BODY  
74 = SPORT UTILITY 4-DR

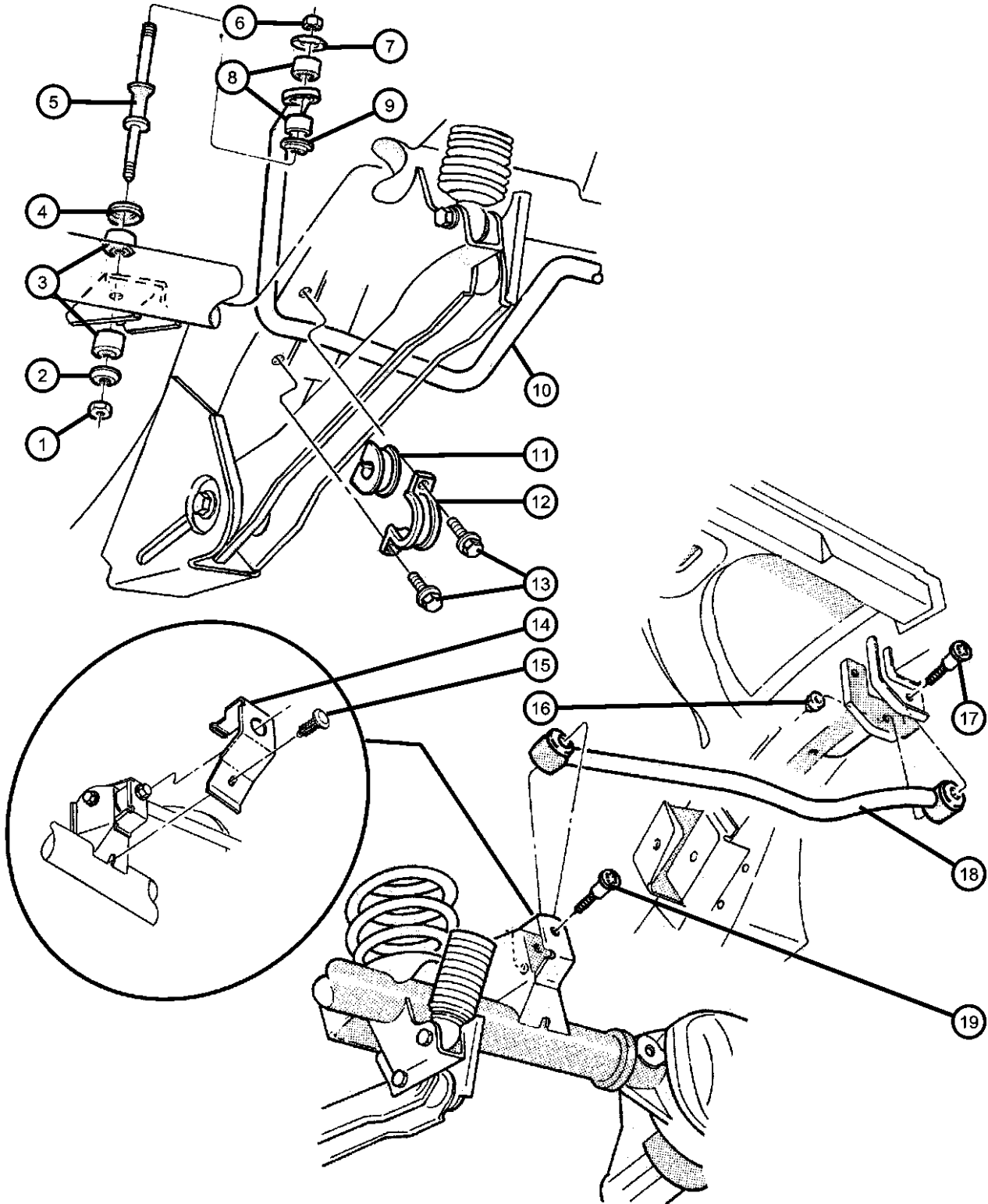
ENGINE  
ELF = 5.2L V8 MPI Engine  
EML = 5.9L V8 MPI Engine  
ERH = 4.0L Power Tech I-6 Engine

TRANSMISSION  
DGK = 4-Spd. Automatic 42RE Transmission  
DGT = 4-Spd. Automatic 46RE Transmission  
DGW = TRANSMISSION - 4-SPD. AUTOMATIC,44RE  
DGO = ALL AUTOMATIC TRANSMISSIONS

AR = use ase required - = Non illustrated part

1998 ZJ

Stabilzer,Rear and Track Bar  
Figure 17-210



ITEM	PART NUMBER	QTY	LINE	SERIES	BODY	ENGINE	TRANS	TRIM	DESCRIPTION
1	06101687	4							NUT, Hex Lock, M10x1.5, Sway Bar to Link Mounting, Lower
2	52087668	8							RETAINER, Stabilizer Bar Grommet, to Link Mounting, Lower
3	52087955	4							GROMMET, Stabilizer Bar, to Link Mounting, Lower
4	52087668	8							RETAINER, Stabilizer Bar Grommet, to Link Mounting, Lower
5	52005638	2							LINK, Sway Eliminator
6	06101687	4							NUT, Hex Lock, M10x1.5, Sway Bar to Link Mounting, Upper
7	52087668	8							RETAINER, Stabilizer Bar Grommet, to Link Mounting, Upper
8	52001132	4							GROMMET, Stabilizer Bar, to Link Mounting, Upper
9	52087668	8							RETAINER, Stabilizer Bar Grommet, to Link Mounting, Upper
10	52005635AB	1							BAR, Sway, Rear
11	52006289	2							BUSHING, Stabilizer Bar, to Sill Mounting
12	52087865	2							RETAINER, Stabilizer Bar Grommet, to Sill Mounting
13	06101972	4							SCREW AND WASHER, Sway Bar Retainer to Sill Mounting
14	52018347	1							COVER, Track Bar Bracket
15	06030441	1							PIN, Retainer, Track Bar Bracket Cover
16	06502697	1							NUT, Hex Flange Lock, M12x1.75, Track Bar to Sill Mounting
17	06502558	1							SCREW, Track Bar to Sill Mounting
18	52087968	1							TRACK BAR, Rear
19	06502883	1							SCREW, Truss Head, M12x1.75x80, Track Bar to Axle Mounting

GRAND CHEROKEE (ZJ)									
SERIES	LINE			BODY			ENGINE	TRANSMISSION	
L = LOWLINE	T = JEEP - 2WD J = JEEP - 4WD			74 = SPORT UTILITY 4-DR			ELF = 5.2L V8 MPI Engine EML = 5.9L V8 MPI Engine ERH = 4.0L Power Tech I-6 Engine	DGK = 4-Spd. Automatic 42RE Transmission DGT = 4-Spd. Automatic 46RE Transmission DGW = TRANSMISSION - 4-SPD. AUTOMATIC, 44RE DGO = ALL AUTOMATIC TRANSMISSIONS	

# Group - 19

## Steering

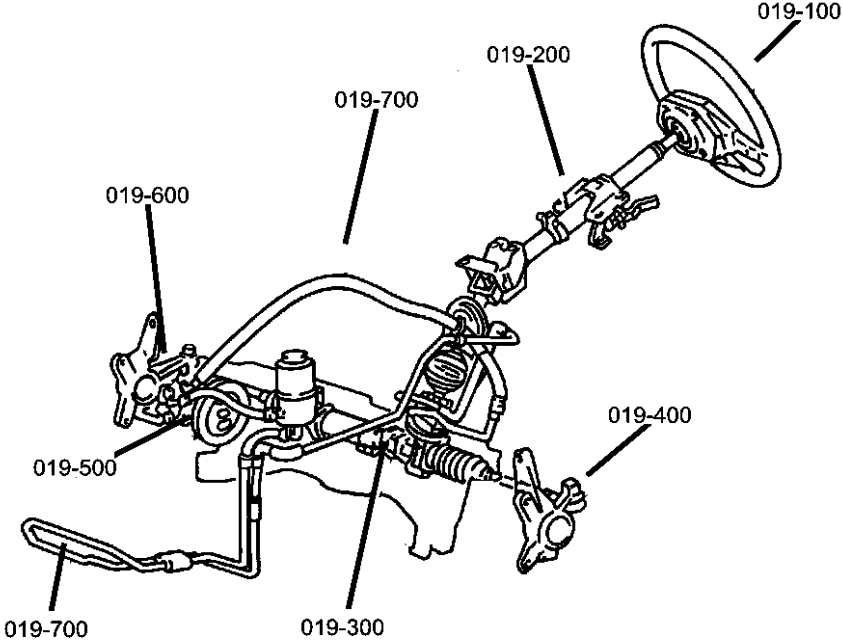








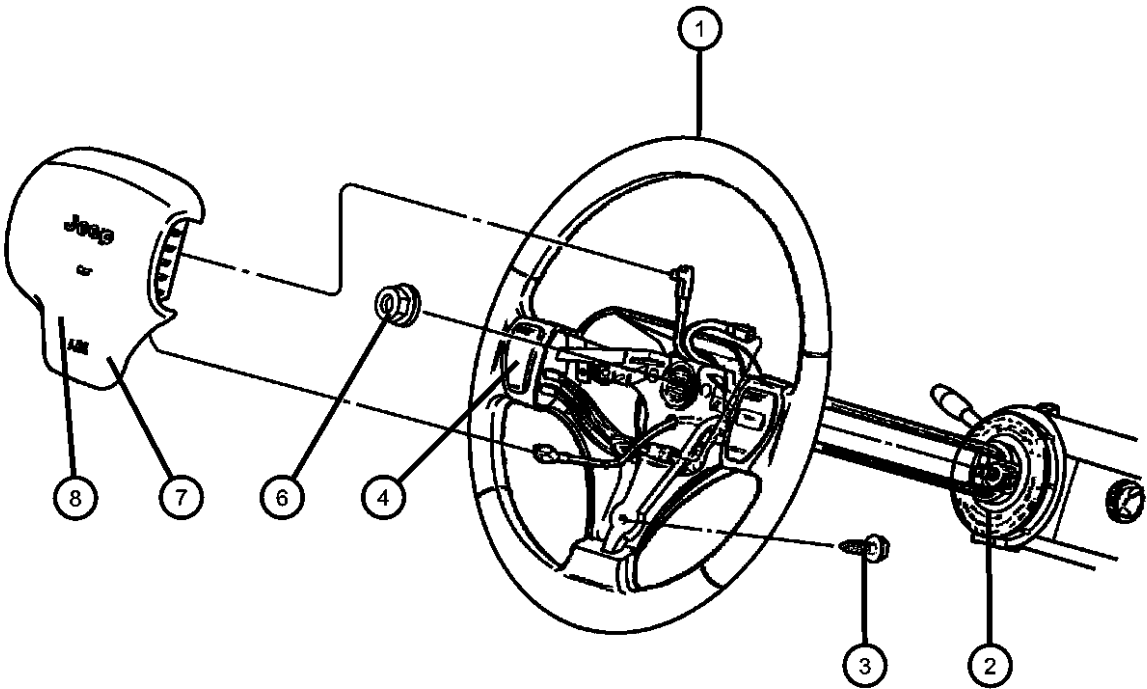
Illustration Title	Group-Fig. No.
<b>Steering Wheel</b> Wheel,Steering .....	Fig. 19 - 110
<b>Steering Column</b> Column,Steering Upper And Lower.....	Fig. 19 - 210
<b>Steering Gear</b> Gear,Power Steering.....	Fig. 19 - 310
<b>Steering Linkage</b> Linkage and Damper.....	Fig. 19 - 410
<b>Power Steering Pump</b> Pump,Power Steering,and Mounting .....	Fig. 19 - 510
<b>Power Steering Hoses</b> Hoses,Power Steering .....	Fig. 19 - 710

<b>019-100</b> Steering Wheel	<b>019-200</b> Steering Column	<b>019-300</b> Steering Gear	<b>019-400</b> Steering Linkage
			
<b>019-500</b> Power Steering Pump	<b>019-700</b> Power Steering Hoses		
			

Wheel,Steering  
Figure 19-110

ITEM	PART NUMBER	QTY	LINE	SERIES	BODY	ENGINE	TRANS	TRIM	DESCRIPTION
------	-------------	-----	------	--------	------	--------	-------	------	-------------

Note:If Horn Switch is defective, you must replace the AIR BAG COVER WITH SWITCH and not the AIR BAG MODULE ASSEMBLY itself.  
Note:SBC=Speed Sensitive Steering—SCL= Steering Wheel-Leather Wrapped—SCV=Steering Wheel-Leather Wrapped



1									WHEEL, Steering
	5FU30SX9	1							[SCL]
	5FU31SX9	1							[SCV]
2	56042128AB	1							CLOCKSPRING
3	06503953	3							SCREW, Air Bag to Steering Wheel Mounting
4									SWITCH, Speed Control
	56007336	1							Right
	56007337	1							Left
-5	56008889	1							WIRING, Speed Control Switch Jumper
6	06500906	1							NUT, Hex Flange Lock, M14x1.5, Steering Wheel Mounting
7	5DU39JX8AB	1							AIR BAG, Driver
8	04856623	1							COVER, Air Bag Module, Includes Horn Switch
-9									SWITCH, Remote Radio
	56007338	1							[SCL], Right
	56007339	1							[SCL], Left

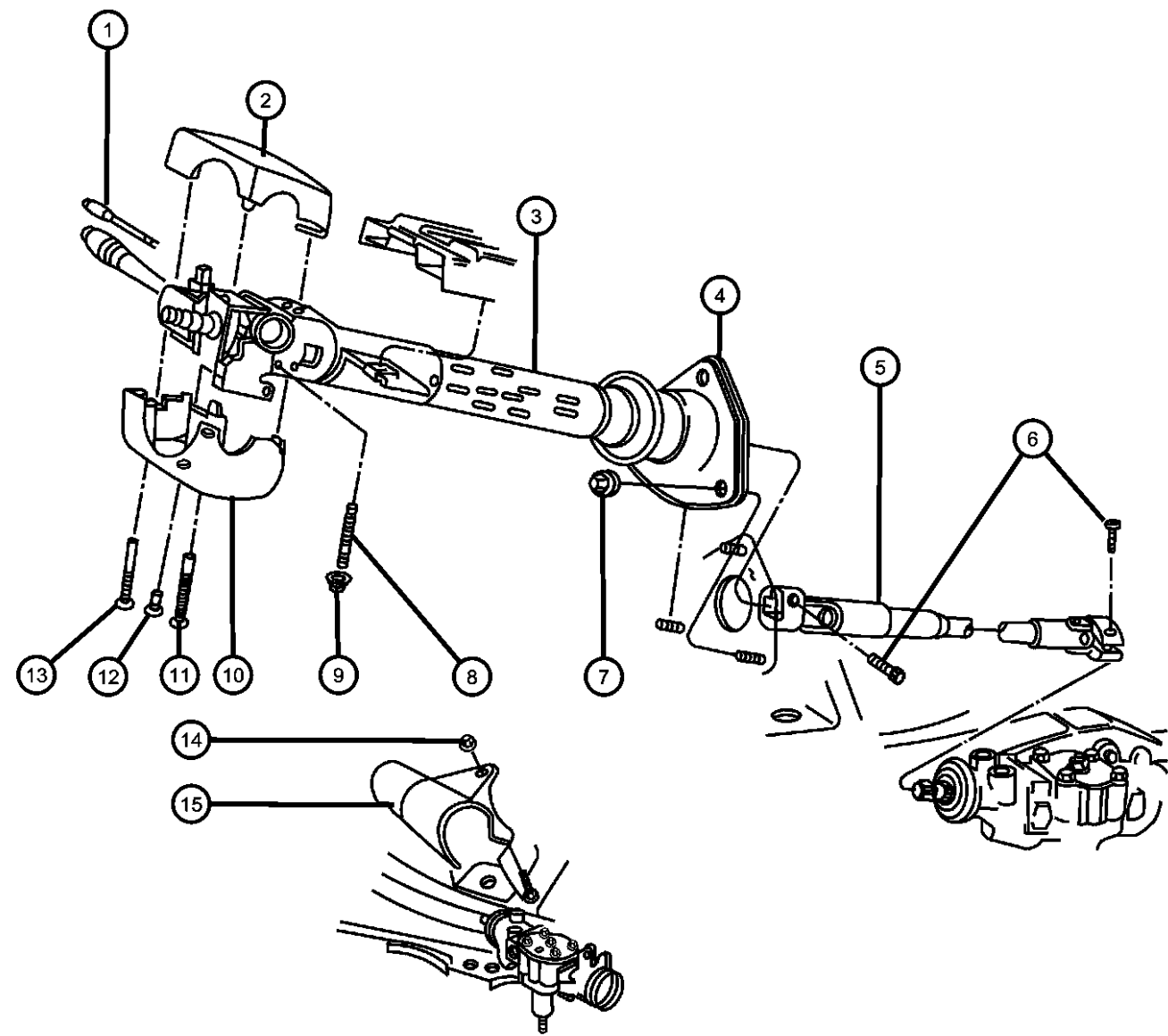
GRAND CHEROKEE (ZJ)

SERIES	LINE	BODY	ENGINE	TRANSMISSION
L = LOWLINE	T = JEEP - 2WD J = JEEP - 4WD	74 = SPORT UTILITY 4-DR	ELF = 5.2L V8 MPI Engine EML = 5.9L V8 MPI Engine ERH = 4.0L Power Tech I-6 Engine	DGK = 4-Spd. Automatic 42RE Transmission DGT = 4-Spd. Automatic 46RE Transmission DGW = TRANSMISSION - 4-SPD. AUTOMATIC,44RE DGO = ALL AUTOMATIC TRANSMISSIONS

AR = use ase required - = Non illustrated part



Column,Steering Upper And Lower  
Figure 19-210

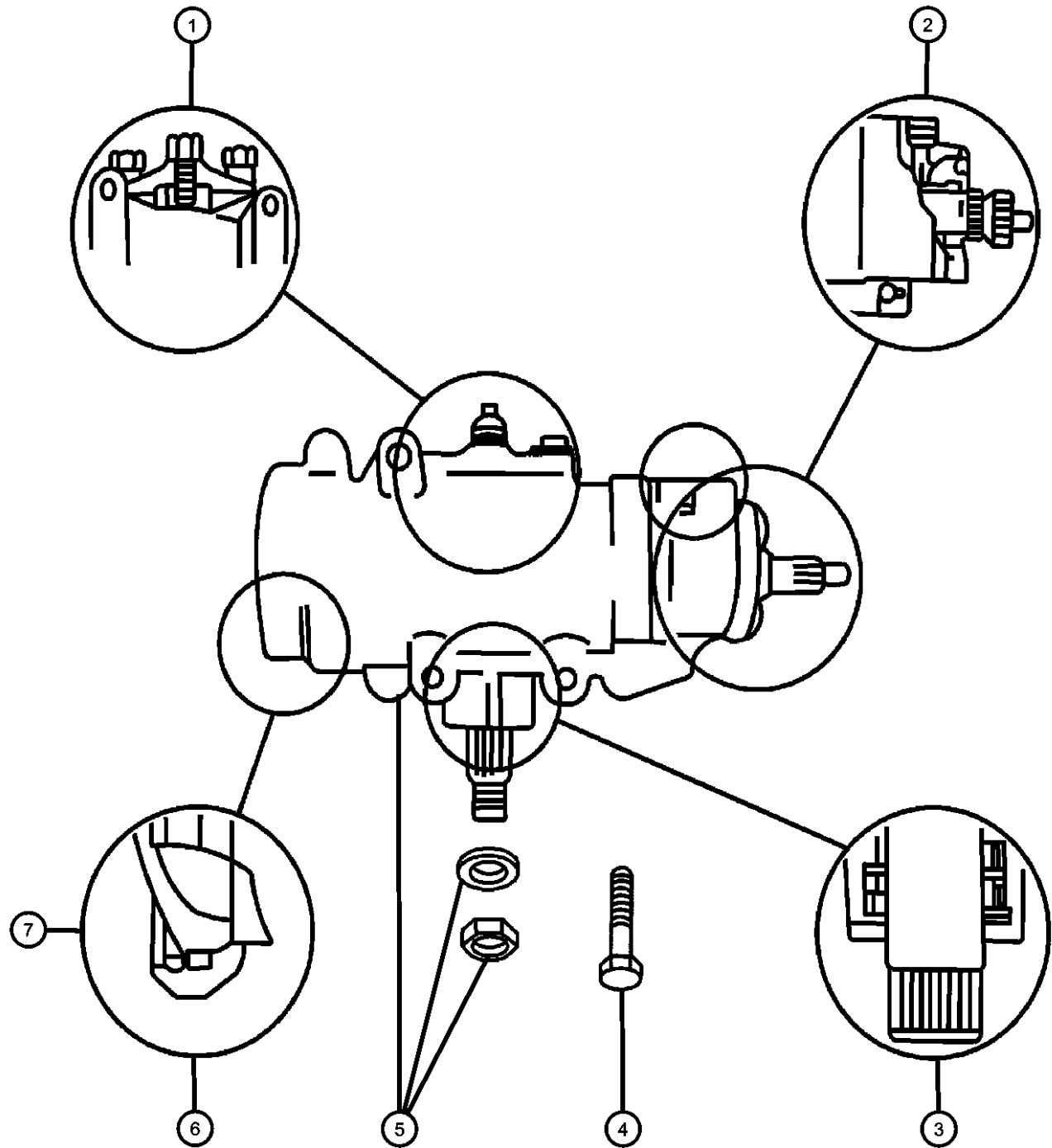


ITEM	PART NUMBER	QTY	LINE	SERIES	BODY	ENGINE	TRANS	TRIM	DESCRIPTION
1	04470103	1							LEVER, Tilt Column Release
2	55115712	1							SHROUD, Lock HousingUpper
3	04864354AB	1							COLUMN, Steering, Tilt
4	52078854AB	1							PLATE, Steering Column
5	52079050	1							SHAFT, Steering Column, Intermediate
6	06503210	2							SCREW, Hex Flange Head, M10x1.5x35., Intermediate Shaft to Steering Column Mounting
7	34201711	3							NUT, Hex Flange, M8x1.25, Toe Plate to Dash Panel Mounting
8	06502390	2							STUD, M6x1.00x43.80, Steering Column Mounting, Upper
9	06503014	2							NUT AND WASHER, Hex, M6x1, Steering Column Mounting Bracket, Upper
10	55115711AB	1							SHROUD, Lock HousingLower
11	04470105	2							SCREW, Filister Head, #8-16x.25, Upper Shroud to Lower Shroud Mounting
12	06035142	1							SCREW, .164-32x1.00, Shroud to Column Mounting, Lower
13	04470105	2							SCREW, Filister Head, #8-16x.25, Upper Shroud to Lower Shroud Mounting
14	34201711	1							NUT, Hex Flange, M8x1.25, Intermediate Shaft Shield Mounting
15	52079269	1							SHIELD, Intermediate Shaft

GRAND CHEROKEE (ZJ)					
SERIES	LINE	BODY	ENGINE	TRANSMISSION	
L = LOWLINE	T = JEEP - 2WD J = JEEP - 4WD	74 = SPORT UTILITY 4-DR	ELF = 5.2L V8 MPI Engine EML = 5.9L V8 MPI Engine ERH = 4.0L Power Tech I-6 Engine	DGK = 4-Spd. Automatic 42RE Transmission DGT = 4-Spd. Automatic 46RE Transmission DGW = TRANSMISSION - 4-SPD. AUTOMATIC,44RE DGO = ALL AUTOMATIC TRANSMISSIONS	

AR = use ase required - = Non illustrated part

Gear,Power Steering  
Figure 19-310



ITEM	PART NUMBER	QTY	LINE	SERIES	BODY	ENGINE	TRANS	TRIM	DESCRIPTION
------	----------------	-----	------	--------	------	--------	-------	------	-------------

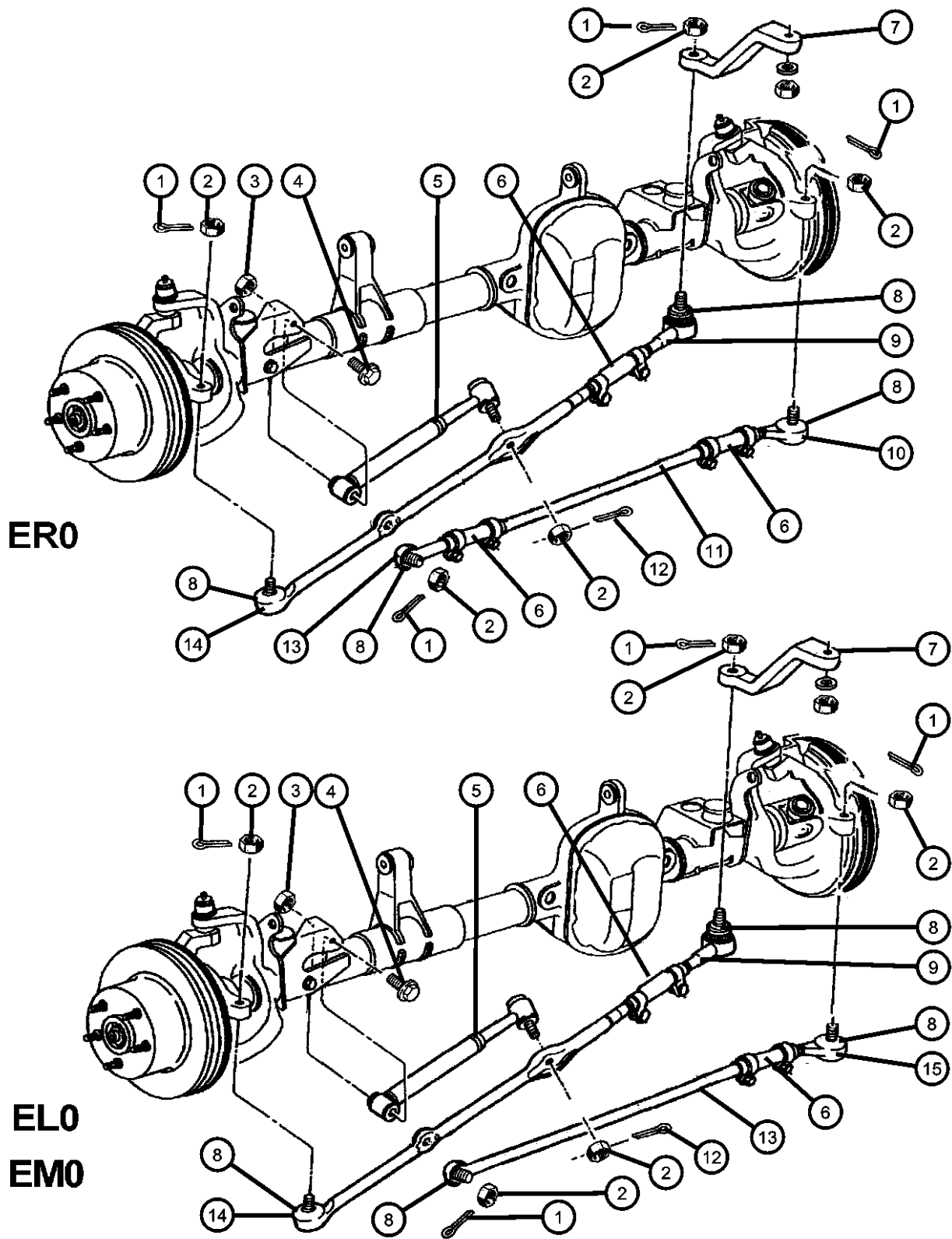
Note: J=4 Wheel Drive Left Hand Drive—U=4 Wheel Drive Right Hand Drive

1	03893558	1							SEAL, Steering Gear Cover
2	04897000AA	1							REPAIR KIT, Thrust Bearing, Steering Gear
3	04470365	1							SEAL KIT, Steering gear pitman shaft
4	06036058AA	3							SCREW AND WASHER, Hex Head, .437-14x4, Steering Gear to Sill Mounting
5	52088488AD	1							GEAR, Power Steering
6	03893557	1							SEAL KIT, Steering gear end plug
7	04886349AA	1							SEAL KIT, Steering gear adjuster plug
-8	52088884AA	1							BOOT, Steering Gear

GRAND CHEROKEE (ZJ)		BODY		ENGINE		TRANSMISSION	
SERIES	LINE						
L = LOWLINE	T = JEEP - 2WD J = JEEP - 4WD	74 = SPORT UTILITY 4-DR		ELF = 5.2L V8 MPI Engine EML = 5.9L V8 MPI Engine ERH = 4.0L Power Tech I-6 Engine		DGK = 4-Spd. Automatic 42RE Transmission DGT = 4-Spd. Automatic 46RE Transmission DGW = TRANSMISSION - 4-SPD. AUTOMATIC,44RE DGO = ALL AUTOMATIC TRANSMISSIONS	

AR = use ase required - = Non illustrated part

Linkage and Damper  
 Figure 19-410



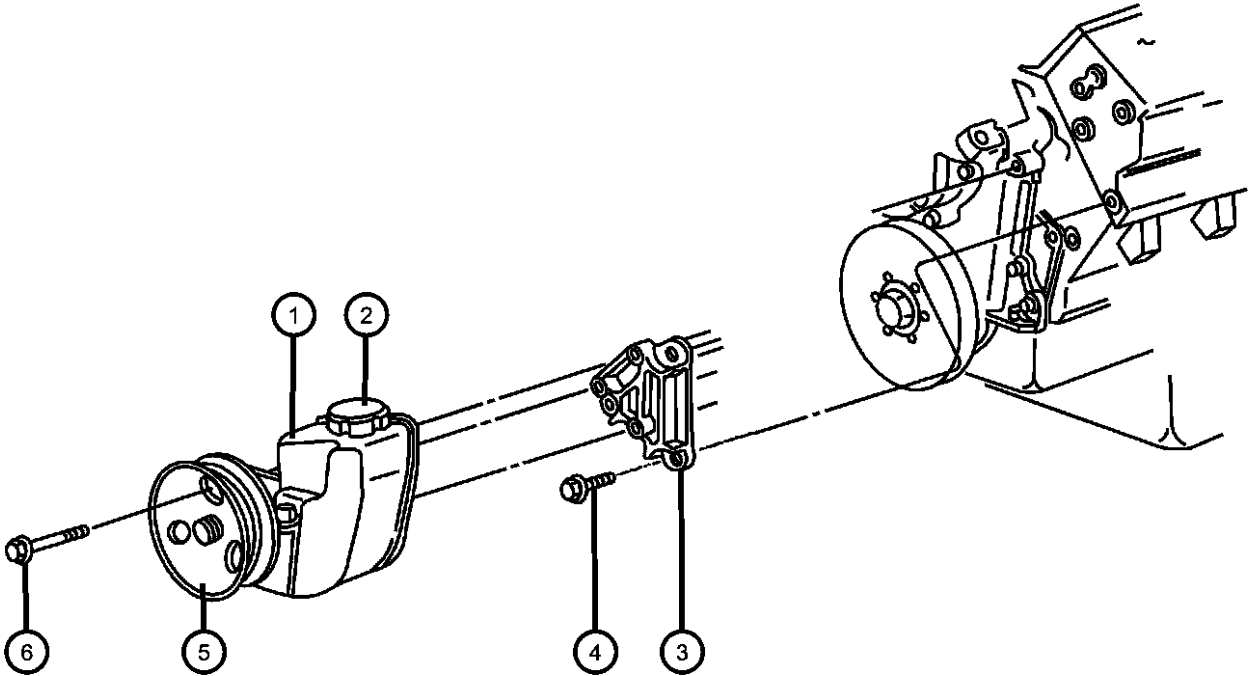
ITEM	PART NUMBER	QTY	LINE	SERIES	BODY	ENGINE	TRANS	TRIM	DESCRIPTION
Note: Sales Codes; ER0=4.0L 6 Cylinder Gas Engine EL0=5.2L 8 Cylinder Gas Engine EM0=5.9L 8 Cylinder Gas Engine									
1	34202101	1							PIN, Cotter, As Required
2	06034358	1							NUT, Hex, .50-20, As Required
3	06502697	1							NUT, Hex Flange Lock, M12x1.75, Steering Damper to Axle Bracket
4	06502473	1							BOLT, Hex Flange Head, M12x1.75x65, Steering Damper to Axle Bracket
5	52087827	1							DAMPER, Steering Linkage
6	52037536	1				ER0			TUBE, Tie Rod
		1				EL0, EM0			As Required
7	52005285	1							ARM, Pitman
8	52000988	1				EL0, EM0			SEAL, Tie Rod End
		1				ER0			As Required
9	52005739	1							SOCKET
		1				ER0			Drag Link, Inner
		1				EL0, EM0			Drag Link, Inner
10	52005741	1				ER0			SOCKET, Tie Rod, OuterLeft
11	52087674	1				ER0			TUBE, Tie Rod
12	34202101	1							PIN, Cotter, Steering Damper to Drag Link
13	52005740	1				ER0			SOCKET, Tie Rod, Inner
	52037996	1				EL0, EM0			to Drag Link, Right
14	52005738	1				ER0			SOCKET, Drag Link, Outer
	52037994	1				EL0, EM0			to Knuckle, Right
15	52005739	1				EL0, EM0			SOCKET, Tie Rod, Outer

<b>GRAND CHEROKEE (ZJ)</b>					
SERIES	LINE	BODY	ENGINE	TRANSMISSION	
L = LOWLINE	T = JEEP - 2WD J = JEEP - 4WD	74 = SPORT UTILITY 4-DR	ELF = 5.2L V8 MPI Engine EML = 5.9L V8 MPI Engine ERH = 4.0L Power Tech I-6 Engine	DGK = 4-Spd. Automatic 42RE Transmission DGT = 4-Spd. Automatic 46RE Transmission DGW = TRANSMISSION - 4-SPD. AUTOMATIC, 44RE DGO = ALL AUTOMATIC TRANSMISSIONS	

AR = use ase required    - = Non illustrated part

Pump,Power Steering,and Mounting  
Figure 19-510


ITEM	PART NUMBER	QTY	LINE	SERIES	BODY	ENGINE	TRANS	TRIM	DESCRIPTION
1	52088139	1				EL0, EM0, ER0			PUMP, Power Steering
	R2088139								Mopar Remanufactured Part
2	04897287AA	1				EL0, EM0, ER0			CAP, Power Steering Reservoir
3	53010256	1				EL0, EM0			BRACKET, Power Steering Pump
4	53010256	1							SCREW AND WASHER, Hex Head, .375-16x1.00, Quantity 5, (NOT SERVICED)
5									PULLEY, Power Steering Pump
	53010258	1				ER0			
	53011017	1				EL0, EM0			
6	53011017	1							SCREW AND WASHER, Hex Head, .312-18x.75, Quantity 3, (NOT SERVICED)



GRAND CHEROKEE (ZJ)				
SERIES	LINE	BODY	ENGINE	TRANSMISSION
L = LOWLINE	T = JEEP - 2WD J = JEEP - 4WD	74 = SPORT UTILITY 4-DR	ELF = 5.2L V8 MPI Engine EML = 5.9L V8 MPI Engine ERH = 4.0L Power Tech I-6 Engine	DGK = 4-Spd. Automatic 42RE Transmission DGT = 4-Spd. Automatic 46RE Transmission DGW = TRANSMISSION - 4-SPD. AUTOMATIC,44RE DGO = ALL AUTOMATIC TRANSMISSIONS

Hoses,Power Steering  
Figure 19-710

ITEM	PART NUMBER	QTY	LINE	SERIES	BODY	ENGINE	TRANS	TRIM	DESCRIPTION
1	52088538	1							HOSE, Power Steering Pressure
2	06502017	2				ER0			CLAMP, Heater Hose
		2				EL0, EM0			
3	52087748	1				EL0, EM0, ER0			HOSE, Power Steering Return
4	05205254	2							O RING, Power Steering Hose, As Required



GRAND CHEROKEE (ZJ)		BODY		ENGINE	TRANSMISSION
SERIES	LINE				
L = LOWLINE	T = JEEP - 2WD J = JEEP - 4WD	74 = SPORT UTILITY 4-DR		ELF = 5.2L V8 MPI Engine EML = 5.9L V8 MPI Engine ERH = 4.0L Power Tech I-6 Engine	DGK = 4-Spd. Automatic 42RE Transmission DGT = 4-Spd. Automatic 46RE Transmission DGW = TRANSMISSION - 4-SPD. AUTOMATIC,44RE DGO = ALL AUTOMATIC TRANSMISSIONS

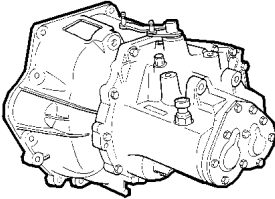
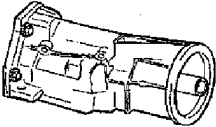
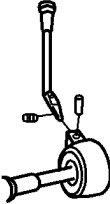
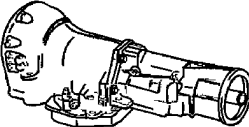


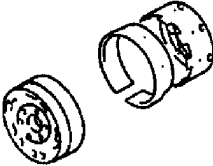

# Group - 42RE

## Automatic Transmission 4 Speed

### Group - 42RE Automatic Transmission 4 Speed

Illustration Title

Group-Fig. No.

<div>42RE-100</div> <div>Transmission Assembly</div> <div></div>	<div>42RE-1000</div> <div>Overdrive Gear Train</div> <div></div>	<div>42RE-1200</div> <div>Gearshift Controls</div> <div></div>	<div>42RE-200</div> <div>Case and Extension</div> <div></div>
<div>42RE-300</div> <div>Oil Pump</div> <div></div>	<div>42RE-400</div> <div>Gear Train</div> <div></div>	<div>42RE-500</div> <div>Bands, Reverse and Kickdown</div> <div></div>	<div>42RE-700</div> <div>Valve Body</div> <div></div>

**Transmission Assembly**  
Transmission Assembly 42RE (DGK) ..... Fig. 42RE - 110

**Case and Extension**  
Case And Related 42RE (DGK)..... Fig. 42RE - 210  
Extensions 42RE (DGK)..... Fig. 42RE - 220

**Oil Pump**  
Pump, Oil With Reaction Shaft 42RE (DGK)..... Fig. 42RE - 310

**Gear Train**  
Clutch, Front And Rear With Gear Train 42RE (DGK) ..... Fig. 42RE - 410  
Intermediate Shaft And Gear Train 42RE (DGK) ..... Fig. 42RE - 420  
Output Shaft And Gear Train 42RE (DGK)..... Fig. 42RE - 430

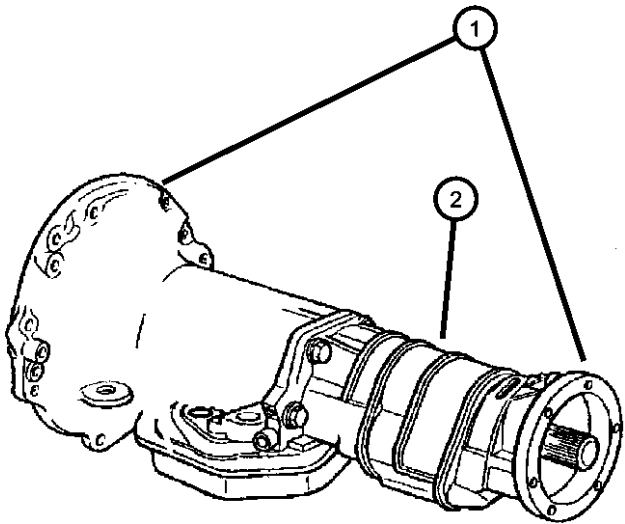
**Bands, Reverse and Kickdown**  
Bands, Reverse And Kickdown With Linkage 42RE (DGK)..... Fig. 42RE - 510

**Valve Body**  
Valve Body 42RE (DGK)..... Fig. 42RE - 710  
Servos, Accumlator Piston And Spring 42RE (DGK)..... Fig. 42RE - 720  
Parking Sprag 42RE (DGK) ..... Fig. 42RE - 730

**Overdrive Gear Train**  
Clutch, Overdrive With Gear Train 42RE (DGK).....Fig. 42RE - 1010

**Gearshift Controls**  
Controls, Gearshift 42RE (DGK) .....Fig. 42RE - 1210

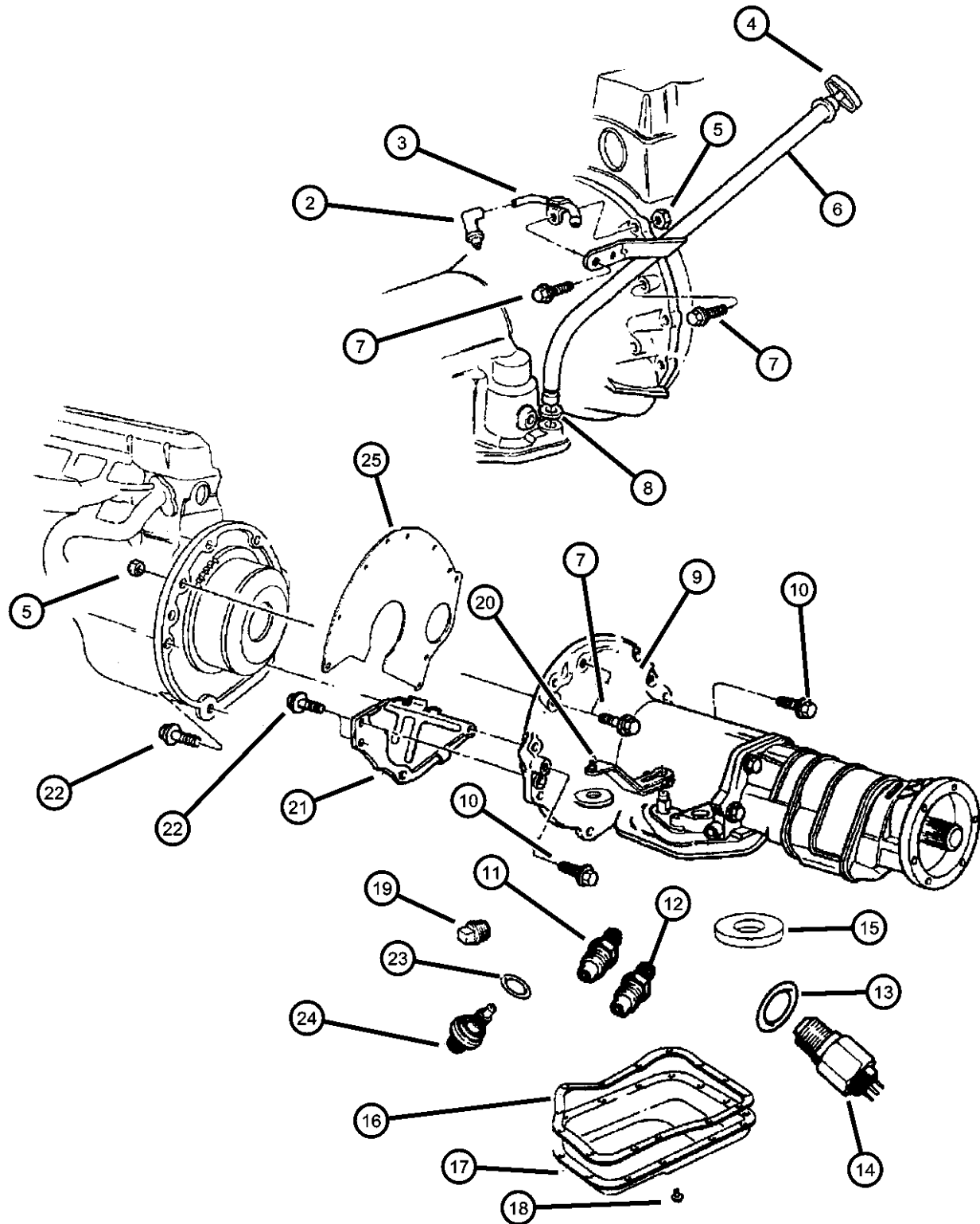
Transmission Assembly 42RE (DGK)  
Figure 42RE-110



ITEM	PART NUMBER	QTY	LINE	SERIES	BODY	ENGINE	TRANS	TRIM	DESCRIPTION
1									TRANSMISSION PACKAGE
	05003188AA	1	T			ER0	DGK		
	R5003188AC								Mopar Remanufactured Part
	05003189AA	1	J			ER0	DGK		
2									OVERDRIVE
	52118150	1	T			ER0	DGK		Two Wheel Drive
	R2118150								Mopar Remanufactured Part
	52118154	1	J			ER0	DGK		Four Wheel Drive

GRAND CHEROKEE (ZJ)				
SERIES	LINE	BODY	ENGINE	TRANSMISSION
L = LOWLINE	T = JEEP - 2WD J = JEEP - 4WD	74 = SPORT UTILITY 4-DR	ELF = 5.2L V8 MPI Engine EML = 5.9L V8 MPI Engine ERH = 4.0L Power Tech I-6 Engine	DGK = 4-Spd. Automatic 42RE Transmission DGT = 4-Spd. Automatic 46RE Transmission DGW = TRANSMISSION - 4-SPD. AUTOMATIC,44RE DGO = ALL AUTOMATIC TRANSMISSIONS

Case And Related 42RE (DGK)  
Figure 42RE-210

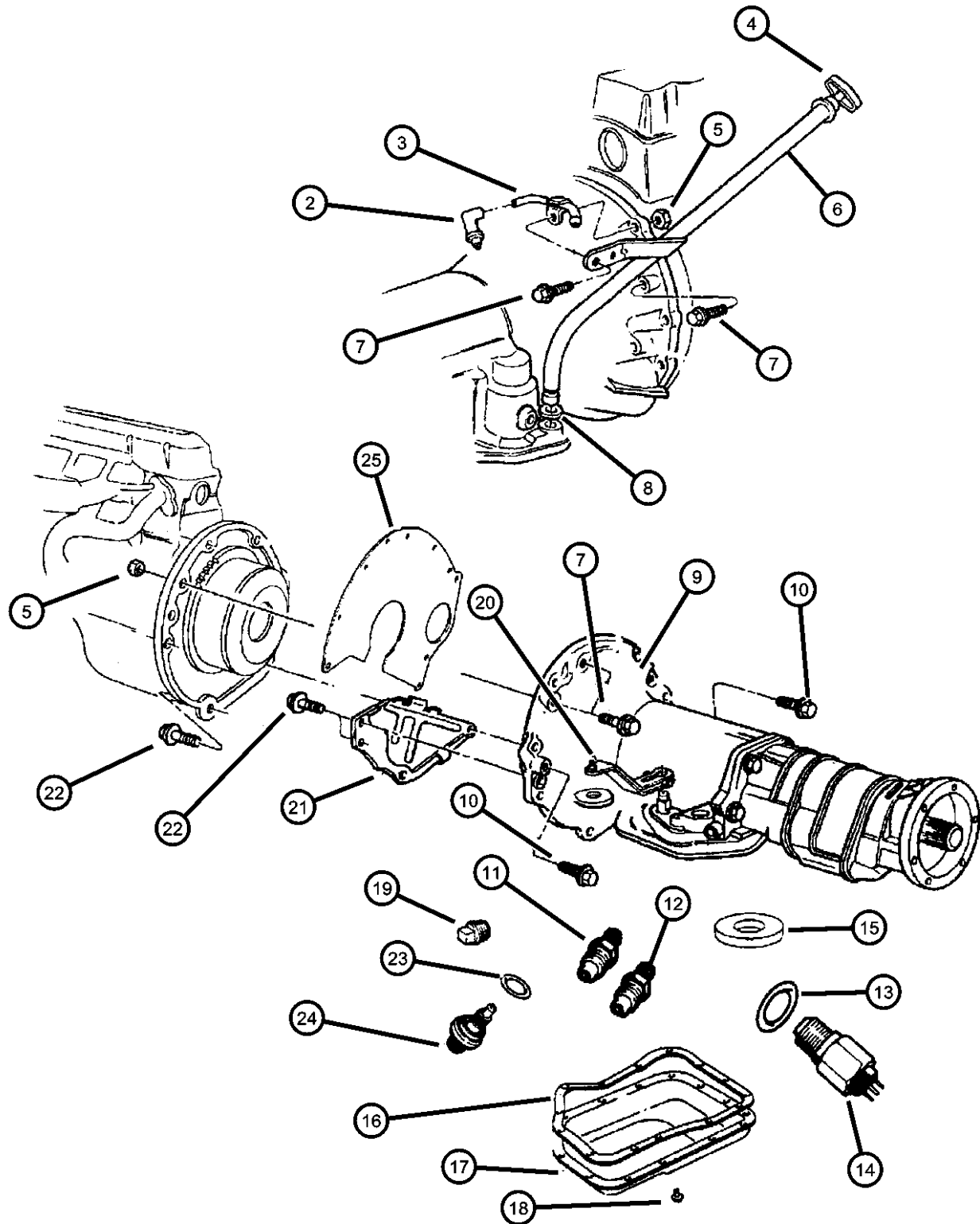


ITEM	PART NUMBER	QTY	LINE	SERIES	BODY	ENGINE	TRANS	TRIM	DESCRIPTION
-1									SEAL AND GASKET PACKAGE, Transmission
	04863907	1	T			ER0	DGK		
		1	J			ER0	DGK		
2	52097701	1	J						FILTER, Transfer Case Oil, And Filter Assy.
3	53004828	1	J						TUBE, Transfer Case Vent
4	52118641	1					DG0		INDICATOR, Transmission Fluid Level, Trans. Oil Level ***
5	J0219422	2				ER0	DGK		NUT, Hex, 3/8-16
6	52118628	1				ER0	DG0		TUBE, Transmission Oil Filler
7	J4004370	2				ER0	DGK		BOLT AND WASHER, Hex Head, .437-14x2.75
8	52118629	1					DG0		SEAL, Oil Filler Tube, Oil Filler Tube
9									CASE, Transmission
	52118291	1	J			ER0	DGK		Transmission ***
		1	T			ER0	DGK		Transmission ***
10	J4004370	2				ER0	DGK		BOLT AND WASHER, Hex Head, .437-14x2.75, Case Mtg., 7/16-14 x 2-3/4"
11									CONNECTOR, Oil Cooler Tube, .375 Tube x .25 Thread
	52028471	1	J			ER0	DGK		1/4 - 18
		1	T			ER0	DGK		1/4 - 18
12									NUT, Inverted Flare, .62-18
	06033879	1	J			ER0	DGK		
		1	T			ER0	DGK		
13	02408143	1					DG0		WASHER, Switch
14									SWITCH, Neutral, Safety, Back Up
	56028181	1	J			ER0	DGK		
		1	T			ER0	DGK		
15									MAGNET, Transmission
	03681601	1	J			ER0	DGK		
		1	T			ER0	DGK		Case Chip Collector
16									GASKET, Oil Pan
	04295875	1	J			ER0	DGK		Oil Pan

GRAND CHEROKEE (ZJ)				
SERIES	LINE	BODY	ENGINE	TRANSMISSION
L = LOWLINE	T = JEEP - 2WD	74 = SPORT UTILITY 4-DR	ELF = 5.2L V8 MPI Engine	DGK = 4-Spd. Automatic 42RE
	J = JEEP - 4WD		EML = 5.9L V8 MPI Engine	Transmission
			ERH = 4.0L Power Tech I-6 Engine	DGT = 4-Spd. Automatic 46RE
				Transmission
				DGW = TRANSMISSION - 4-SPD.
				AUTOMATIC,44RE
				DGO = ALL AUTOMATIC
				TRANSMISSIONS



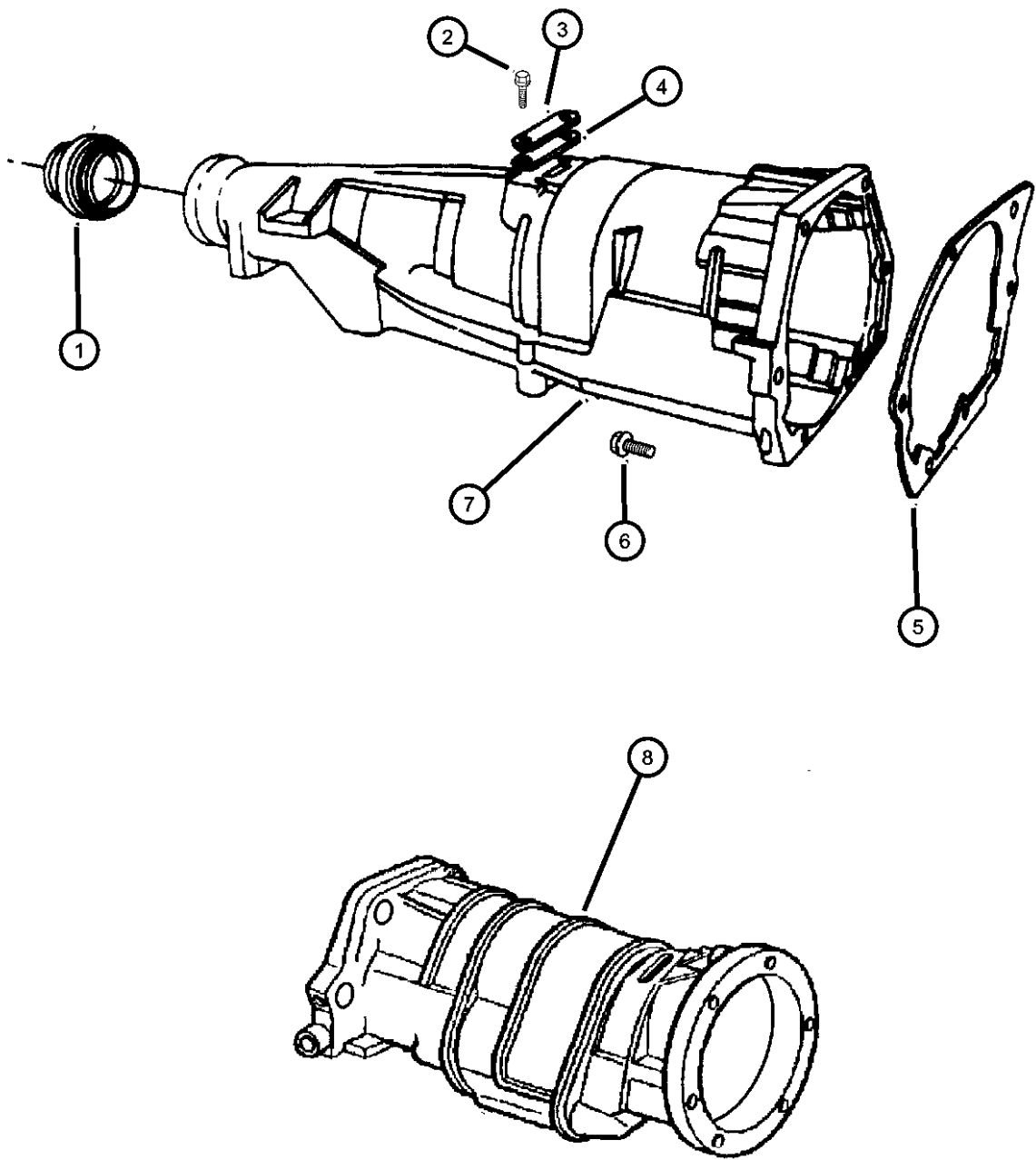
Case And Related 42RE (DGK)  
Figure 42RE-210



ITEM	PART NUMBER	QTY	LINE	SERIES	BODY	ENGINE	TRANS	TRIM	DESCRIPTION
17	52118779	1	T			ER0	DGK		Oil Pan
		1	J			ER0	DGK		PAN, Transmission Oil
		1	T			ER0	DGK		
18	04723548	12	J			ER0	DGK		SCREW AND WASHER, Hex Head, .312-18x.625
		12	T			ER0	DGK		
19	52118746	1	J			ER0	DGK		PLUG
		1	T			ER0	DGK		Pressure
		1	T			ER0	DGK		Pressure
20	52079168AB	1					DG0		LEVER, Manual Control
21	52118136	1				ER0	DGK		COVER, Converter, Case Dust Shield, Lower
22	06035031	3				ER0	DGK		SCREW AND WASHER, Hex Head, .312-18x.625, w/Washer, Case Cover, .312-18x.625
23	06035709	1							O RING, Trans Speedo Adapter
24	04412879	1	J			ER0	DGK		SENSOR, Transmission Output Speed
		1	T			ER0	DGK		Output Speed (24mm)
		1	T			ER0	DGK		Output Speed (24mm)
25	J3237847	1				ER0	DG0		SPACER, Clutch Housing

GRAND CHEROKEE (ZJ)		BODY		ENGINE		TRANSMISSION	
SERIES	LINE						
L = LOWLINE	T = JEEP - 2WD J = JEEP - 4WD	74 = SPORT UTILITY 4-DR		ELF = 5.2L V8 MPI Engine EML = 5.9L V8 MPI Engine ERH = 4.0L Power Tech I-6 Engine		DGK = 4-Spd. Automatic 42RE Transmission DGT = 4-Spd. Automatic 46RE Transmission DGW = TRANSMISSION - 4-SPD. AUTOMATIC, 44RE DGO = ALL AUTOMATIC TRANSMISSIONS	

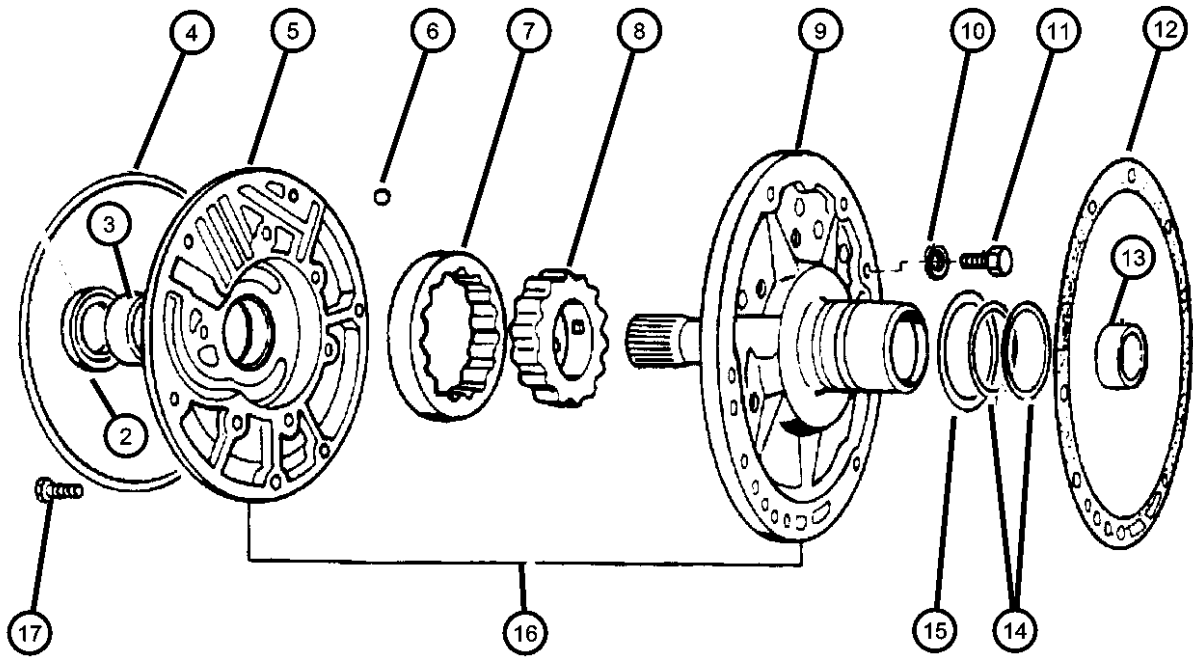
Extensions 42RE (DGK)  
Figure 42RE-220



ITEM	PART NUMBER	QTY	LINE	SERIES	BODY	ENGINE	TRANS	TRIM	DESCRIPTION
1	52107563	1	T			EL0, ER0	DGK, DGW		SPLINE SEAL
2	52107563	1							SCREW, .25-20x.62, (NOT SERVICED)
3	02466957	1	T			ER0	DGK		COVER, Transmission Converter, Ext. Bearing
4	02801398	1	T			ER0	DGK		GASKET, Transmission, Cover
5									GASKET, Overdrive Piston Retainer
	04471564	1	J			ER0	DGK		Extension or Adapter
		1	T			ER0	DGK		Extension or Adapter
6									SCREW, Hex Flange Head, .375-16x1.44
	06033745	7	J			ER0	DGK		
		7	T			ER0	DGK		
7	04461184	1	T			ER0	DGK		CASE, Transmission Rear, w/Bushing, Case
8	04797342	1	J			ER0	DGK		ADAPTER, Transfer Case
-9	04269956	1	J			ER0	DGK		SEAL, Adapter

GRAND CHEROKEE (ZJ)				
SERIES	LINE	BODY	ENGINE	TRANSMISSION
L = LOWLINE	T = JEEP - 2WD J = JEEP - 4WD	74 = SPORT UTILITY 4-DR	ELF = 5.2L V8 MPI Engine EML = 5.9L V8 MPI Engine ERH = 4.0L Power Tech I-6 Engine	DGK = 4-Spd. Automatic 42RE Transmission DGT = 4-Spd. Automatic 46RE Transmission DGW = TRANSMISSION - 4-SPD. AUTOMATIC,44RE DGO = ALL AUTOMATIC TRANSMISSIONS

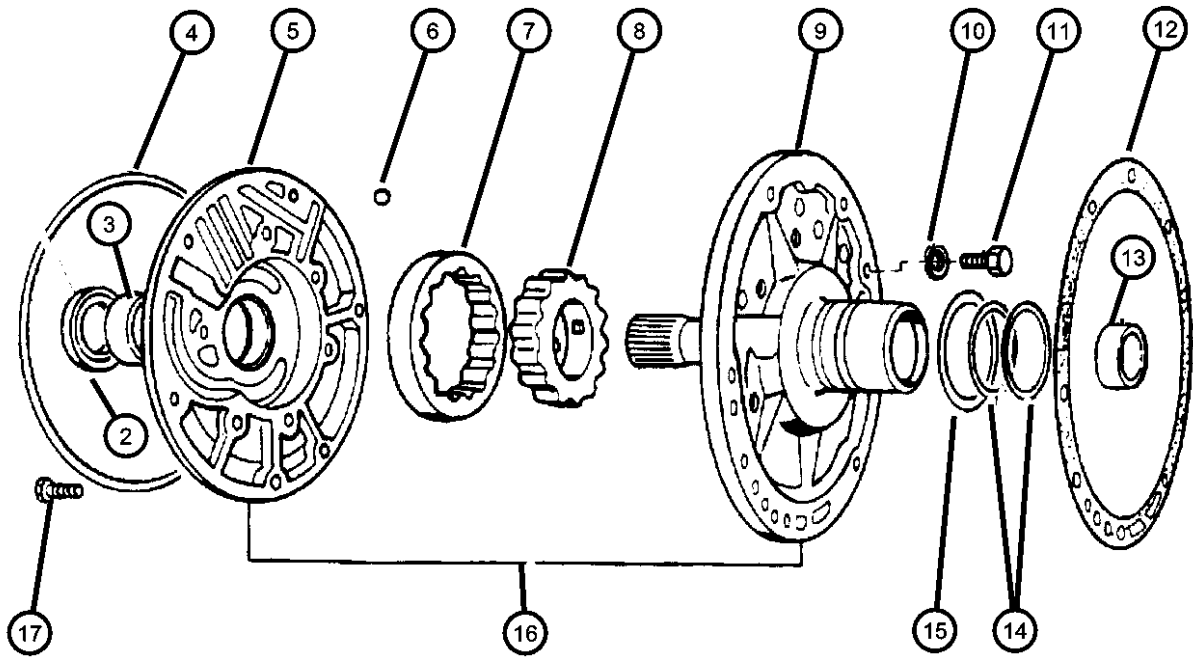
Pump, Oil With Reaction Shaft 42RE (DGK)  
Figure 42RE-310



ITEM	PART NUMBER	QTY	LINE	SERIES	BODY	ENGINE	TRANS	TRIM	DESCRIPTION
-1									GASKET AND SEAL PACKAGE, Transmission Oil Pump
	04713108	1	T			ER0	DGK		Repair Front Pump
		1	J			ER0	DGK		Repair Front Pump
2	04412475	1	J			ER0	DGK		SEAL, Impeller Hub, 57.25mm OD
		1	T			ER0	DGK		T/C Impeller Hub, 57.25mm O.D.
3	02466796	1	J			ER0	DGK		BUSHING, Front Pump
		1	T			ER0	DGK		Frnt. Pump Hsg.
4	02204709	1	J			ER0	DGK		SEAL, Front Pump Housing
		1	T			ER0	DGK		Frnt. Pump Hsg. 8-17/64" O.D.
5		1							HOUSING, Pump, w/Bushing, Rotors and Seal, Frnt. Pump (Serviced in Assy. Item No. 16), (NOT SERVICED),
6	00104918	1	J			ER0	DGK		BALL, Valve Body Check
		1	T			ER0	DGK		Reaction Shaft Suppt., 1/4" Dia.
7		1							ROTOR, Oil Pump, ROTOR, (Serviced in Assy.), (NOT SERVICED),
8		1							ROTOR, Oil Pump, ROTOR, (Serviced in Assy.), (NOT SERVICED)
9		1							REACTION SHAFT, Transmission Oil Pump, (Serviced in Item No. 16), (NOT SERVICED)
10		1							LOCK WASHER, (NOT SERVICED)
11	00179815	6	J			ER0	DGK		SCREW, Hex Head, .312-18x.687
		6	T			ER0	DGK		Support, 5/16-18 x 11/16"
12	52118266	1	J			ER0	DGK		GASKET, Transmission Oil Pump
		1	T			ER0	DGK		Reaction Shaft Support
13									BUSHING, Reaction Shaft

GRAND CHEROKEE (ZJ)		BODY		ENGINE		TRANSMISSION	
SERIES	LINE						
L = LOWLINE	T = JEEP - 2WD J = JEEP - 4WD	74 = SPORT UTILITY 4-DR		ELF = 5.2L V8 MPI Engine EML = 5.9L V8 MPI Engine ERH = 4.0L Power Tech I-6 Engine		DGK = 4-Spd. Automatic 42RE Transmission DGT = 4-Spd. Automatic 46RE Transmission DGW = TRANSMISSION - 4-SPD. AUTOMATIC, 44RE DGO = ALL AUTOMATIC TRANSMISSIONS	

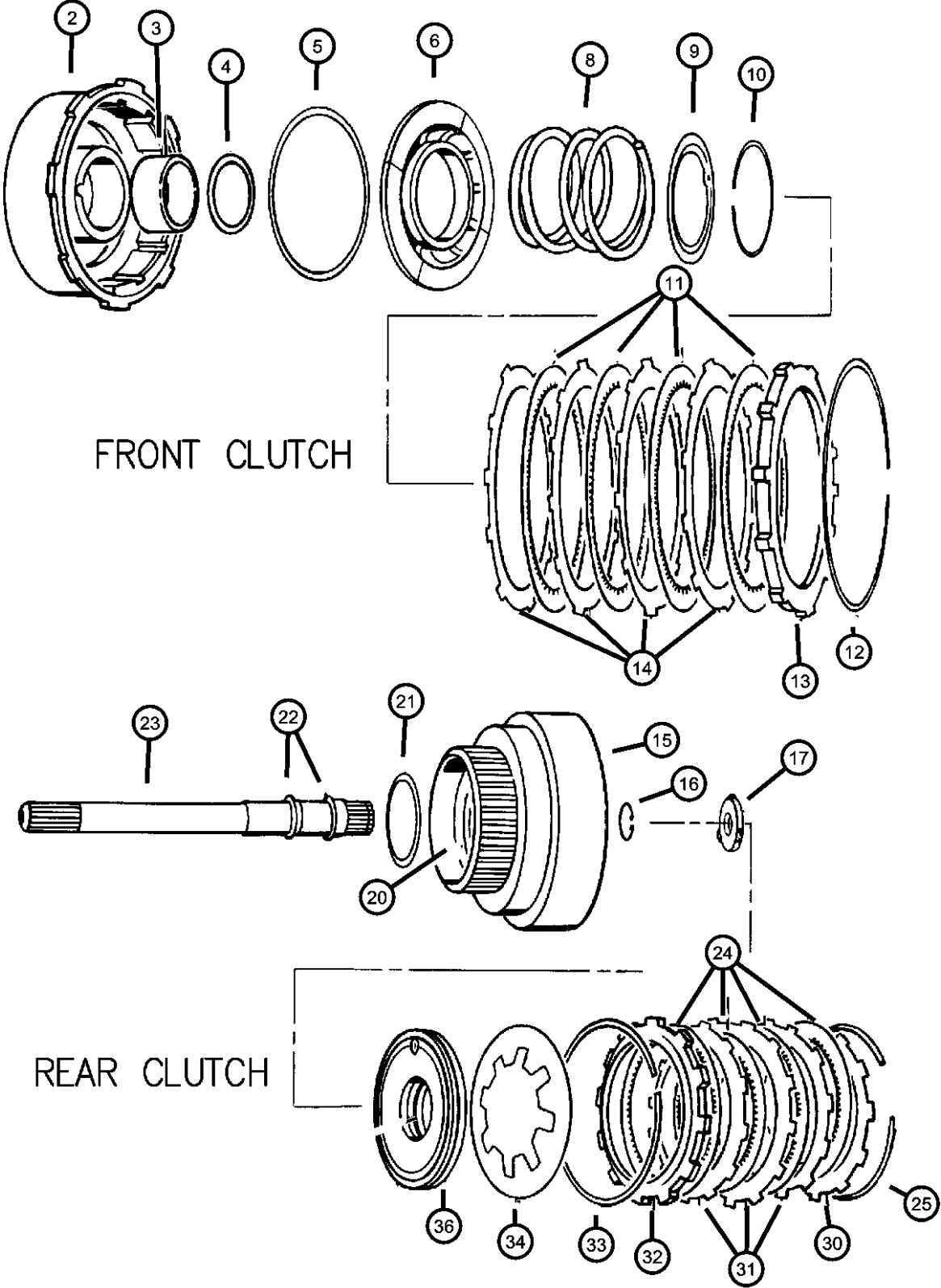
Pump, Oil With Reaction Shaft 42RE (DGK)  
Figure 42RE-310



ITEM	PART NUMBER	QTY	LINE	SERIES	BODY	ENGINE	TRANS	TRIM	DESCRIPTION
	04058635	1	J			ER0	DGK		Reaction Shaft
		1	T			ER0	DGK		Reaction Shaft
14									SEAL, Ring Reaction Support, 2 1/16 O.D.
	04471874	2	J			ER0	DGK		Seal Reaction Shaft Support, 2-1/16" I.D.
		2	T			ER0	DGK		Seal Reaction Shaft Support, 2-1/16" I.D.
15									THRUST WASHER, Front Clutch
	04617786	1	J			ER0	DGK		
		1	T			ER0	DGK		
16									PUMP, Transmission Oil
	52118267	1	J			ER0	DGK		Oil, Housing, Support and Reaction Shaft, w/Lock-Up ***
		1	T			ER0	DGK		Oil, Housing, Support and Reaction Shaft, w/Lock-Up ***
17									SCREW AND WASHER, Hex Flange Head, .312-18x1.375
	06023943	6	J			ER0	DGK		w/Washer, Hsg. 5/16-18 x 1-3/8"
		6	T			ER0	DGK		w/Washer, Hsg. 5/16-18 x 1-3/8"

GRAND CHEROKEE (ZJ)		BODY		ENGINE		TRANSMISSION	
SERIES	LINE						
L = LOWLINE	T = JEEP - 2WD J = JEEP - 4WD	74 = SPORT UTILITY 4-DR		ELF = 5.2L V8 MPI Engine EML = 5.9L V8 MPI Engine ERH = 4.0L Power Tech I-6 Engine		DGK = 4-Spd. Automatic 42RE Transmission DGT = 4-Spd. Automatic 46RE Transmission DGW = TRANSMISSION - 4-SPD. AUTOMATIC, 44RE DGO = ALL AUTOMATIC TRANSMISSIONS	

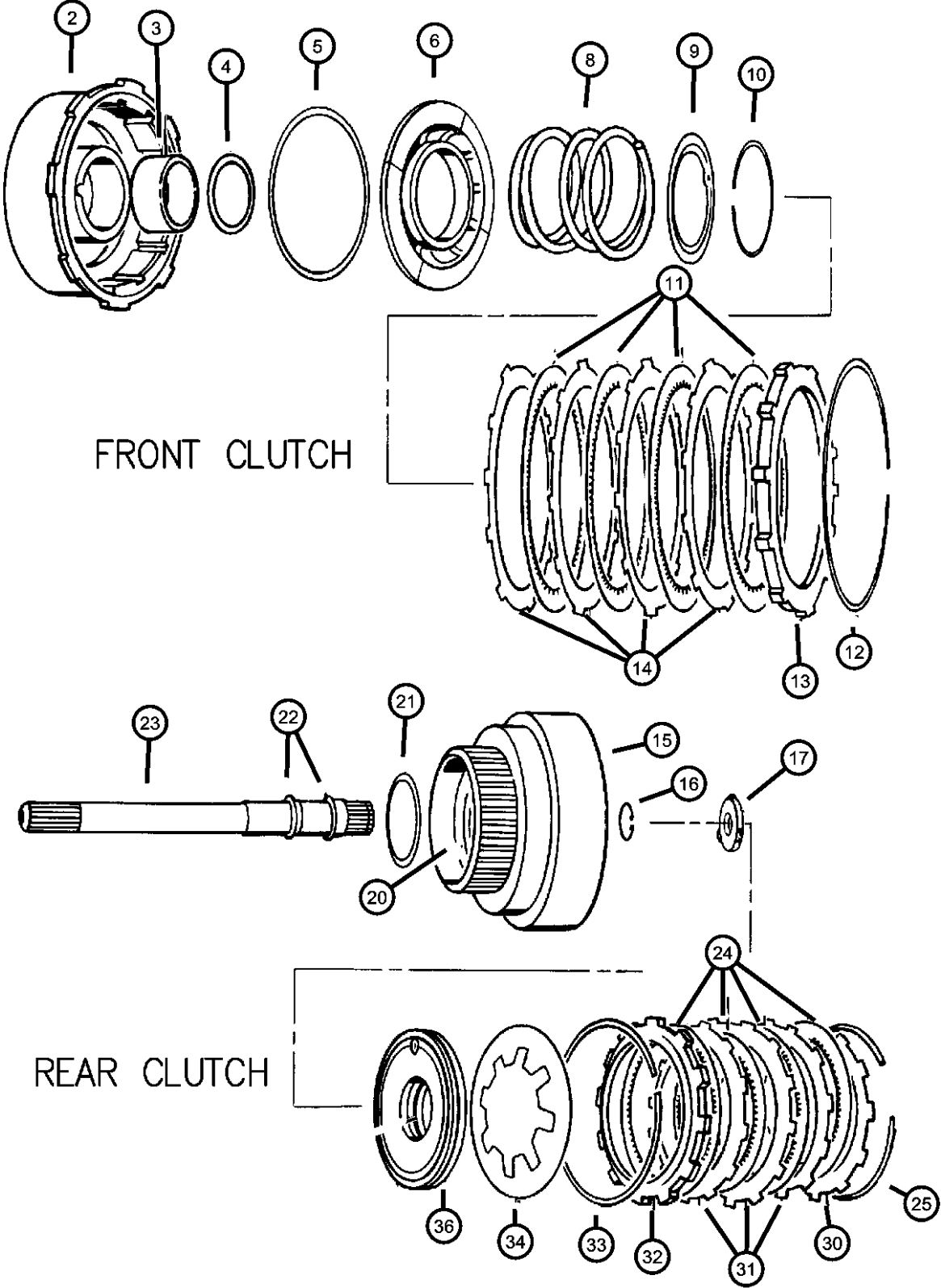
Clutch, Front And Rear With Gear Train 42RE (DGK)  
Figure 42RE-410



ITEM	PART NUMBER	QTY	LINE	SERIES	BODY	ENGINE	TRANS	TRIM	DESCRIPTION
-1									SEAL PACKAGE, Transmission Clutch
	05252926	1	T			ER0	DGK		
		1	J			ER0	DGK		
2									RETAINER AND BUSHING, Transmission Front Clutch
	04531285	1	J			ER0	DGK		w/Bushings, w/o Seals Frt. Clutch
		1	T			ER0	DGK		w/Bushings, w/o Seals Frt. Clutch
3									BUSHING, Front Clutch
	04617157	1	J			ER0	DGK		
		1	T			ER0	DGK		
4									SEAL, Front Clutch Piston
	03515176	1	J			ER0	DGK		Frt. Clutch Piston, Rubber, Inner
		1	T			ER0	DGK		Frt. Clutch Piston, Rubber, Inner
5									SEAL, Front Piston Clutch
	04058487	1	J			ER0	DGK		Frt. Clutch Piston, Outer
		1	T			ER0	DGK		Frt. Clutch Piston, Outer
6									PISTON, Clutch
	04617154	1	J			ER0	DGK		Frt. Clutch
		1	T			ER0	DGK		Frt. Clutch
-7									CHECK BALL, Dia-.187
	00147483	1	J			ER0	DGK		3/16" Dia.
		1	T			ER0	DGK		3/16" Dia.
8									SPRING, Front Clutch
	04329809	1	J			ER0	DGK		Frt. Clutch Piston, Yellow
		1	T			ER0	DGK		Frt. Clutch Piston, Yellow
9									RETAINER, Transmission Front Clutch Piston Spring
	04617516	1	J			ER0	DGK		Frt. Clutch Piston Spring
		1	T			ER0	DGK		Frt. Clutch Piston Spring
10									SNAP RING
	01942400	1	J			ER0	DGK		Frt. Clutch Inner, 2-7/16" O.D.
		1	T			ER0	DGK		Frt. Clutch Inner, 2-7/16" O.D.
11									DISC, Direct Clutch

GRAND CHEROKEE (ZJ)		BODY		ENGINE		TRANSMISSION	
SERIES	LINE						
L = LOWLINE	T = JEEP - 2WD J = JEEP - 4WD	74 = SPORT UTILITY 4-DR		ELF = 5.2L V8 MPI Engine EML = 5.9L V8 MPI Engine ERH = 4.0L Power Tech I-6 Engine		DGK = 4-Spd. Automatic 42RE Transmission DGT = 4-Spd. Automatic 46RE Transmission DGW = TRANSMISSION - 4-SPD. AUTOMATIC, 44RE DGO = ALL AUTOMATIC TRANSMISSIONS	

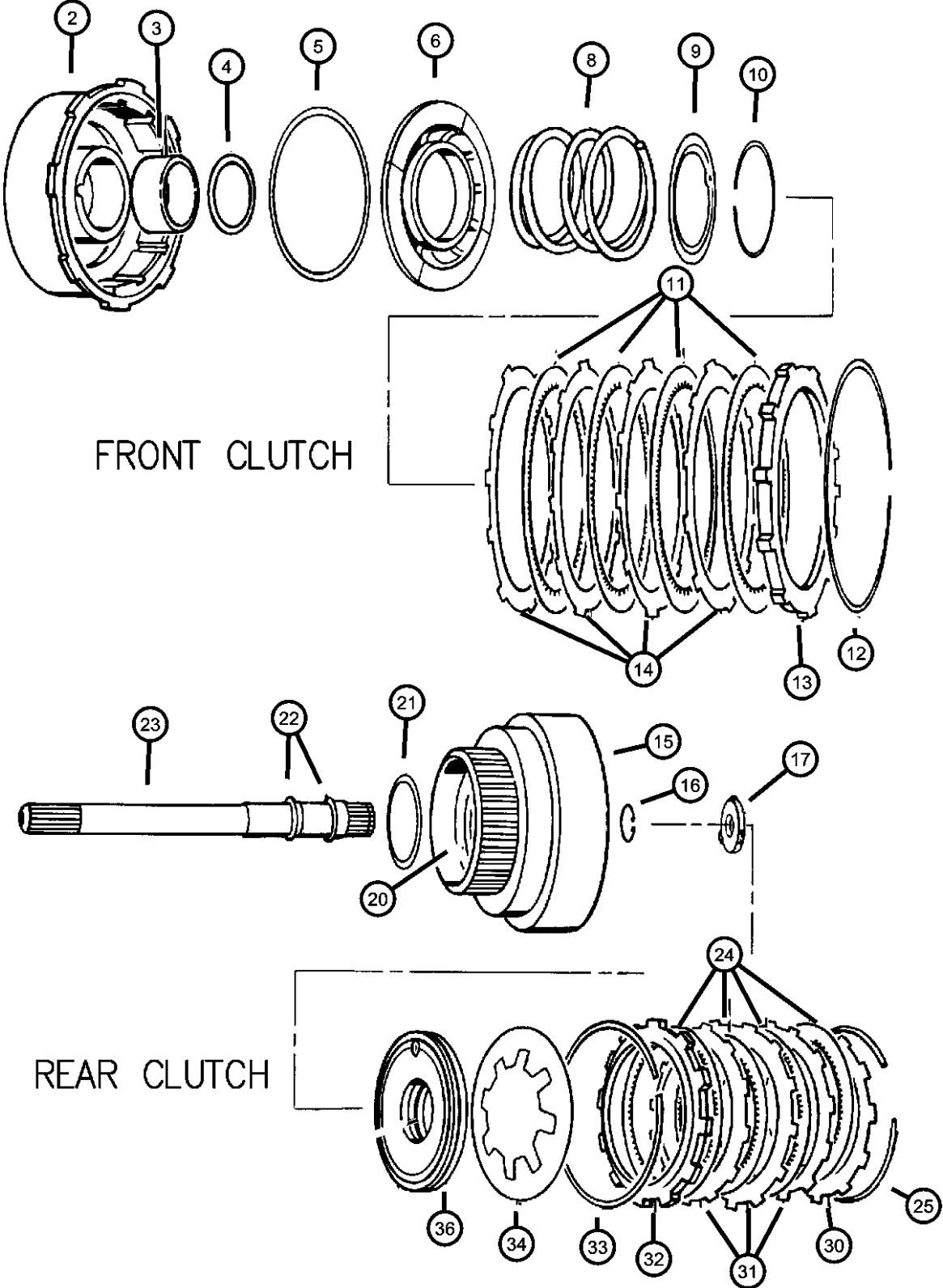
Clutch, Front And Rear With Gear Train 42RE (DGK)  
Figure 42RE-410



ITEM	PART NUMBER	QTY	LINE	SERIES	BODY	ENGINE	TRANS	TRIM	DESCRIPTION
12	04617362	4	J			ER0	DGK		Frnt. Clutch
		4	T			ER0	DGK		Frnt. Clutch
	03410571	1	J			ER0	DGK		SNAP RING
		1	T			ER0	DGK		Frnt. Clutch, Outer
13	04617176	1	J			ER0	DGK		Frnt. Clutch, Outer
		1	T			ER0	DGK		PLATE, Transmission Clutch Reaction
	01942403AB	4	J			ER0	DGK		Frnt. Clutch Pressure
		4	T			ER0	DGK		Frnt. Clutch Pressure
14	04617176	1	J			ER0	DGK		PLATE, Clutch Separator
		1	T			ER0	DGK		
	01942403AB	4	J			ER0	DGK		
		4	T			ER0	DGK		
15	04505199	1	J			ER0	DGK		RETAINER, Transmission Rear Clutch
		1	T			ER0	DGK		Rear Clutch
	06022859	1	J			ER0	DGK		Rear Clutch
		1	T			ER0	DGK		SNAP RING, .890625
16	04505185	1	J			ER0	DGK		Input Shaft 57/64", .059" Thk.
		1	T			ER0	DGK		Input Shaft 57/64", .059" Thk.
	04505186	1	J			ER0	DGK		THRUST WASHER, Output Shaft, Gray .052
		1	T			ER0	DGK		Gray
17	04505185	1	J			ER0	DGK		Gray
		1	T			ER0	DGK		Gray
	04505186	1	J			ER0	DGK		THRUST WASHER, Output Shaft, Red .068
		1	T			ER0	DGK		Red .068
18	04505187	1	J			ER0	DGK		THRUST WASHER, Output Shaft, Green .083
		1	T			ER0	DGK		Green .083
	04617063	1	J			ER0	DGK		SEAL, Rear Clutch Retainer
		1	T			ER0	DGK		
19	04617063	1	J			ER0	DGK		
		1	T			ER0	DGK		
20	04617063	1	J			ER0	DGK		
		1	T			ER0	DGK		
21	04617063	1	J			ER0	DGK		
		1	T			ER0	DGK		
22	04617063	1	J			ER0	DGK		
		1	T			ER0	DGK		
23	04617063	1	J			ER0	DGK		
		1	T			ER0	DGK		
24	04617063	1	J			ER0	DGK		
		1	T			ER0	DGK		
25	04617063	1	J			ER0	DGK		
		1	T			ER0	DGK		
26	04617063	1	J			ER0	DGK		
		1	T			ER0	DGK		
27	04617063	1	J			ER0	DGK		
		1	T			ER0	DGK		
28	04617063	1	J			ER0	DGK		
		1	T			ER0	DGK		
29	04617063	1	J			ER0	DGK		
		1	T			ER0	DGK		
30	04617063	1	J			ER0	DGK		
		1	T			ER0	DGK		
31	04617063	1	J			ER0	DGK		
		1	T			ER0	DGK		
32	04617063	1	J			ER0	DGK		
		1	T			ER0	DGK		
33	04617063	1	J			ER0	DGK		
		1	T			ER0	DGK		
34	04617063	1	J			ER0	DGK		
		1	T			ER0	DGK		
35	04617063	1	J			ER0	DGK		
		1	T			ER0	DGK		
36	04617063	1	J			ER0	DGK		
		1	T			ER0	DGK		

GRAND CHEROKEE (ZJ)		BODY		ENGINE		TRANSMISSION	
SERIES	LINE						
L = LOWLINE	T = JEEP - 2WD	74 = SPORT UTILITY 4-DR		ELF = 5.2L V8 MPI Engine		DGK = 4-Spd. Automatic 42RE	
J = JEEP - 4WD	J = JEEP - 4WD			EML = 5.9L V8 MPI Engine		Transmission	
				ERH = 4.0L Power Tech I-6 Engine		DGT = 4-Spd. Automatic 46RE	
						Transmission	
						DGW = TRANSMISSION - 4-SPD.	
						AUTOMATIC, 44RE	
						DGO = ALL AUTOMATIC	
						TRANSMISSIONS	

Clutch, Front And Rear With Gear Train 42RE (DGK)  
Figure 42RE-410



ITEM	PART NUMBER	QTY	LINE	SERIES	BODY	ENGINE	TRANS	TRIM	DESCRIPTION
22	04617786	1	J			ER0	DGK		SEAL, Input Shaft
		1	T			ER0	DGK		
23	01401221	1	J			ER0	DGK		INPUT SHAFT, Transmission
		1	T			ER0	DGK		
24	04505189	1	J			ER0	DGK		DISC, Clutch
		1	T			ER0	DGK		
25	04713880	4	J			ER0	DGK		SNAP RING
		4	T			ER0	DGK		
-26	04130761	1	J			ER0	DGK		SNAP RING, Rear Clutch, .076
		1	T			ER0	DGK		
-27	04539121	1	J			ER0	DGK		SNAP RING, Rear Clutch, .098
		1	T			ER0	DGK		
-28	04539122	1	J			ER0	DGK		SNAP RING, Rear Clutch, .095
		1	T			ER0	DGK		
-29	04539123	1	J			ER0	DGK		SNAP RING, Rear Clutch, .107
		1	T			ER0	DGK		
30	04539124	1	J			ER0	DGK		PLATE, Transmission Clutch Reaction
		1	T			ER0	DGK		
31	04617176	1	J			ER0	DGK		PLATE, Clutch Separator
		1	T			ER0	DGK		
	01942403AB	4	J			ER0	DGK		
		4	T			ER0	DGK		

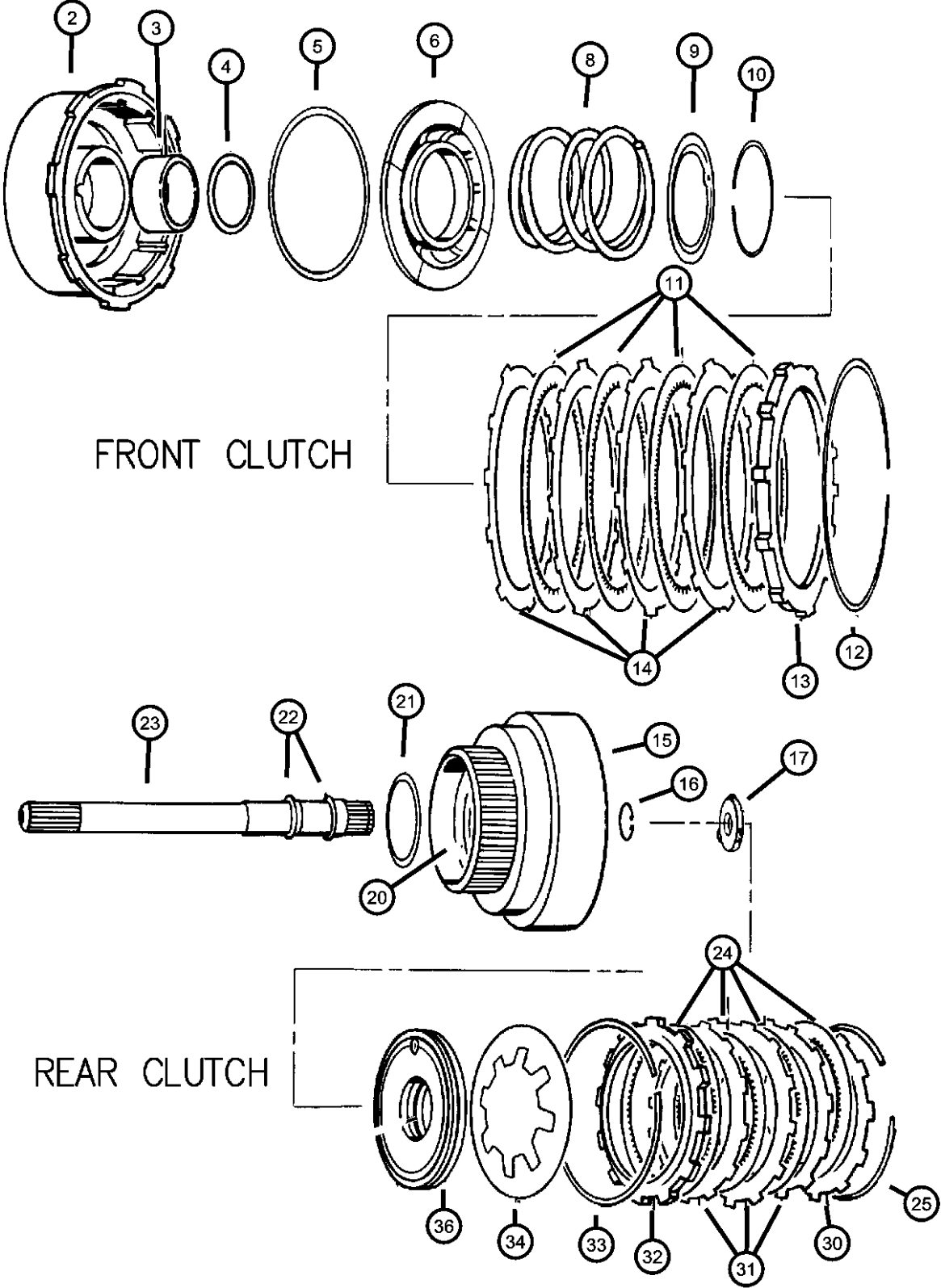
GRAND CHEROKEE (ZJ)  
SERIES LINE  
L = LOWLINE T = JEEP - 2WD  
J = JEEP - 4WD

BODY  
74 = SPORT UTILITY 4-DR

ENGINE  
ELF = 5.2L V8 MPI Engine  
EML = 5.9L V8 MPI Engine  
ERH = 4.0L Power Tech I-6 Engine

TRANSMISSION  
DGK = 4-Spd. Automatic 42RE Transmission  
DGT = 4-Spd. Automatic 46RE Transmission  
DGW = TRANSMISSION - 4-SPD. AUTOMATIC, 44RE  
DGO = ALL AUTOMATIC TRANSMISSIONS

Clutch, Front And Rear With Gear Train 42RE (DGK)  
Figure 42RE-410

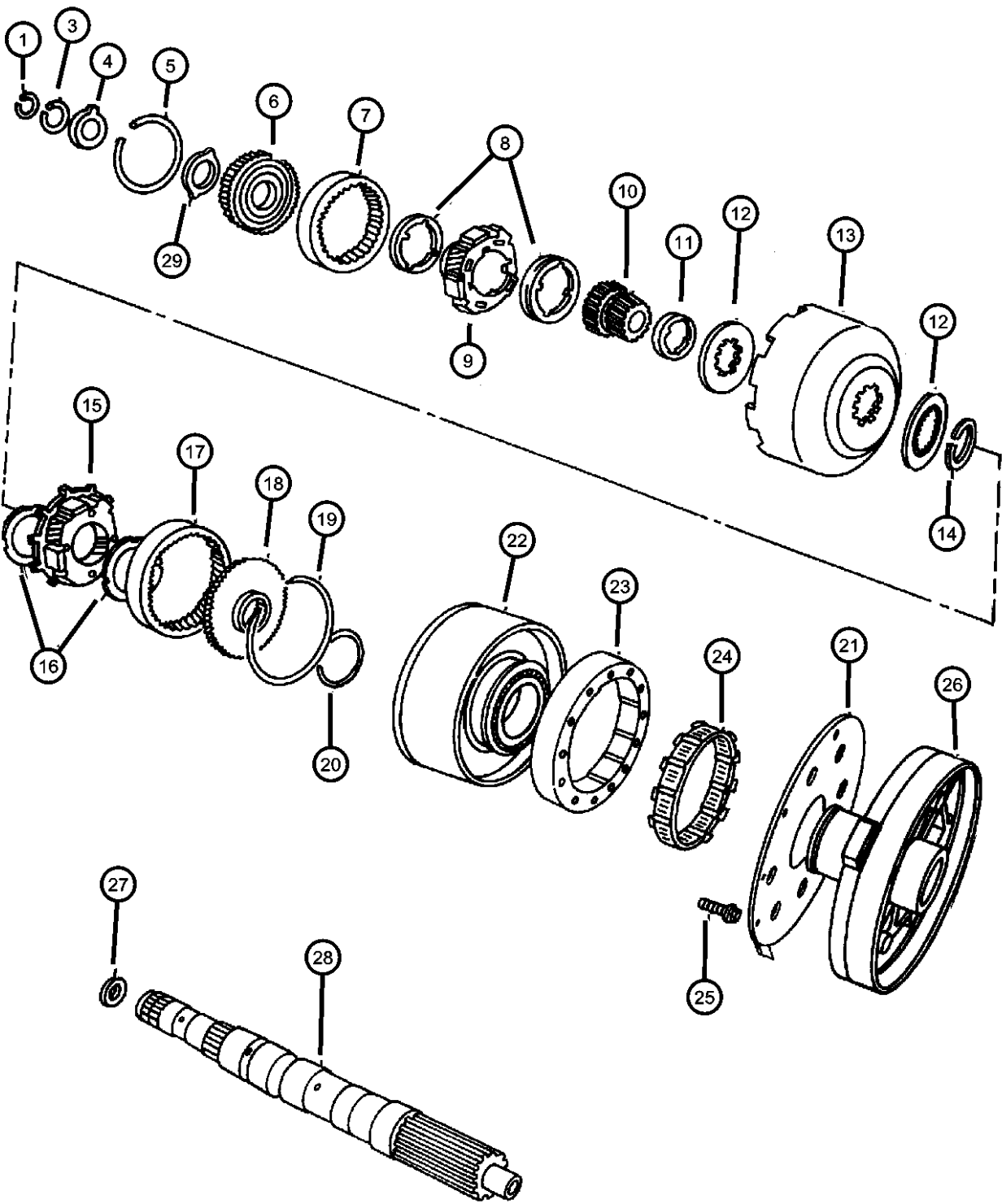


ITEM	PART NUMBER	QTY	LINE	SERIES	BODY	ENGINE	TRANS	TRIM	DESCRIPTION
32	02466281	1	J			ER0	DGK		PLATE, Clutch Pressure
		1	T			ER0	DGK		Rear Clutch Pressure, Front
33	02466283	1	J			ER0	DGK		SPRING, Rear Clutch
		1	T			ER0	DGK		Rear Clutch Wave
34	04728487	1	J			ER0	DGK		SPRING, Rear Clutch Piston
		1	T			ER0	DGK		Rear Clutch Piston
-35	02538695	1	J			ER0	DGK		SEAL, Rear Clutch Piston
		1	T			ER0	DGK		Rear Clutch Piston, Rubber, Outer
36	03515716	1	J			ER0	DGK		PISTON, Clutch
		1	T			ER0	DGK		Rear Clutch
-37	02538510	1	J			ER0	DGK		SEAL, Rear Clutch Piston
		1	T			ER0	DGK		Rear Clutch Piston, Rubber, Inner

GRAND CHEROKEE (ZJ)		BODY		ENGINE		TRANSMISSION	
SERIES	LINE						
L = LOWLINE	T = JEEP - 2WD J = JEEP - 4WD	74 = SPORT UTILITY 4-DR		ELF = 5.2L V8 MPI Engine EML = 5.9L V8 MPI Engine ERH = 4.0L Power Tech I-6 Engine		DGK = 4-Spd. Automatic 42RE Transmission DGT = 4-Spd. Automatic 46RE Transmission DGW = TRANSMISSION - 4-SPD. AUTOMATIC, 44RE DGO = ALL AUTOMATIC TRANSMISSIONS	



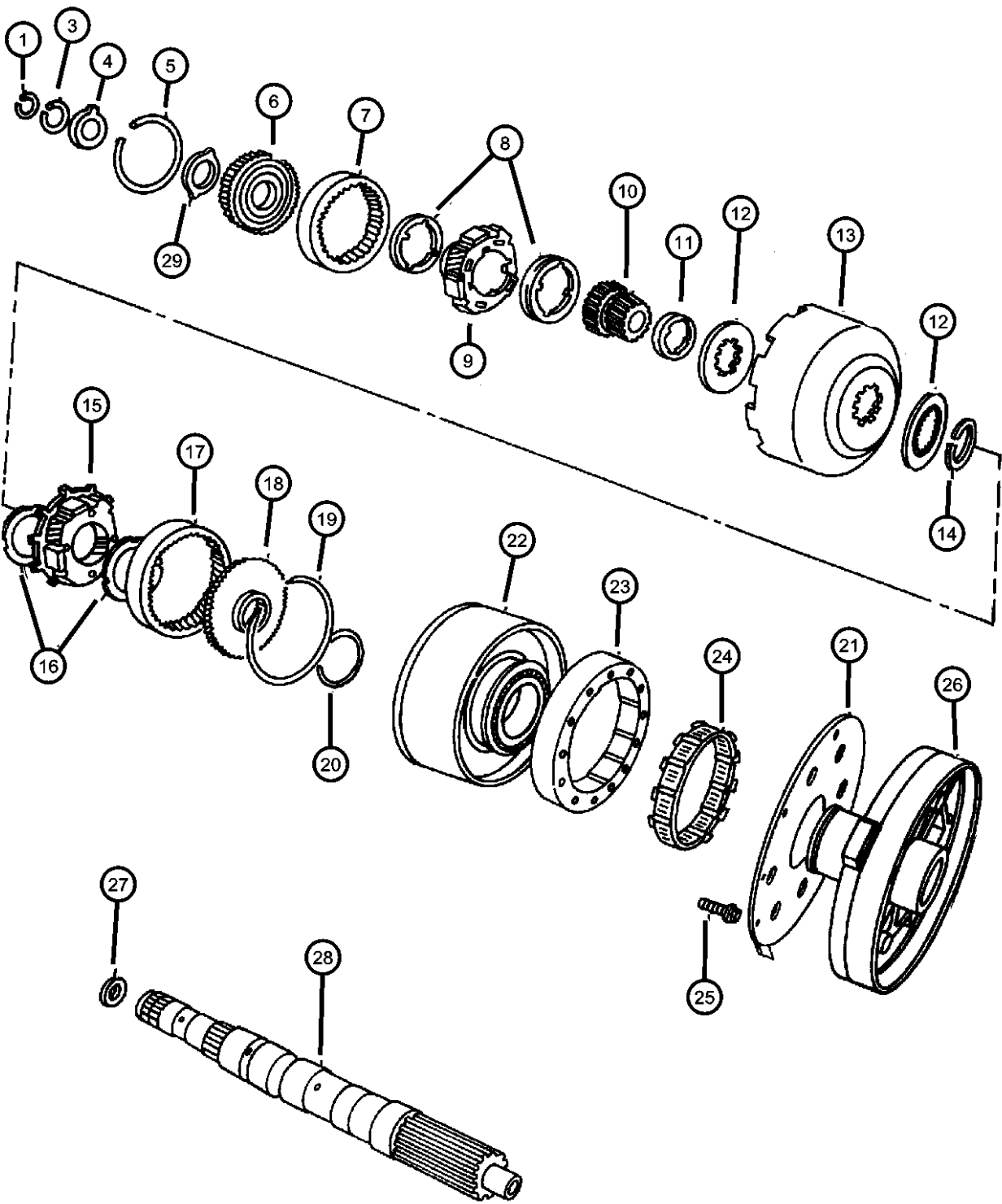
Intermediate Shaft And Gear Train 42RE (DGK)  
Figure 42RE-420



ITEM	PART NUMBER	QTY	LINE	SERIES	BODY	ENGINE	TRANS	TRIM	DESCRIPTION
1	06026289	1	J			ER0	DGK		SNAP RING, .946 ID
		1	T			ER0	DGK		
-2	06030404	1	J			ER0	DGK		SNAP RING, Output Shaft, 1.029 OD
		1	T			ER0	DGK		
3	06030576	1	J			ER0	DGK		SNAP RING, Annulus Gear, 1.375 ID
		1	T			ER0	DGK		Frt. Annulus Gear Support, 1-3/8" I.D.
									Frt. Annulus Gear Support, 1-3/8" I.D.
4	03681969	1	J			ER0	DGK		THRUST WASHER, Annulus Gear
		1	T			ER0	DGK		Frt. Annulus Gear Support, Thrust w/Lip, 2-1/8" O.D.
									Frt. Annulus Gear Support, Thrust w/Lip, 2-1/8" O.D.
5	06035238	1	J			ER0	DGK		SNAP RING
		1	T			ER0	DGK		
6	04617774	1	J			ER0	DGK		SUPPORT, Annulus Gear
		1	T			ER0	DGK		w/Bushing, Frt. Annulus Gear
									w/Bushing, Frt. Annulus Gear
7	04130512	1	J			ER0	DGK		GEAR, Front Annulus
		1	T			ER0	DGK		Front Annulus
									Front Annulus
8	04130518	2	J			ER0	DGK		THRUST WASHER, Planetary Carrier
		2	T			ER0	DGK		Frt. Carrier Thrust, 2-5/8" I.D., w/4 Tabs I.D.
									Frt. Carrier Thrust, 2-5/8" I.D., w/4 Tabs I.D.
9	04130514	1	J			ER0	DGK		CARRIER, Planetary Pinion
		1	T			ER0	DGK		Front Planet Pinion
									Front Planet Pinion
10	04130685	1	J			ER0	DGK		GEAR, Sun
									w/Bushing, Sun 38T-28T

GRAND CHEROKEE (ZJ)		BODY		ENGINE		TRANSMISSION	
SERIES	LINE						
L = LOWLINE	T = JEEP - 2WD	74 = SPORT UTILITY 4-DR		ELF = 5.2L V8 MPI Engine		DGK = 4-Spd. Automatic 42RE	
	J = JEEP - 4WD			EML = 5.9L V8 MPI Engine		Transmission	
				ERH = 4.0L Power Tech I-6 Engine		DGT = 4-Spd. Automatic 46RE	
						Transmission	
						DGW = TRANSMISSION - 4-SPD.	
						AUTOMATIC, 44RE	
						DGO = ALL AUTOMATIC	
						TRANSMISSIONS	

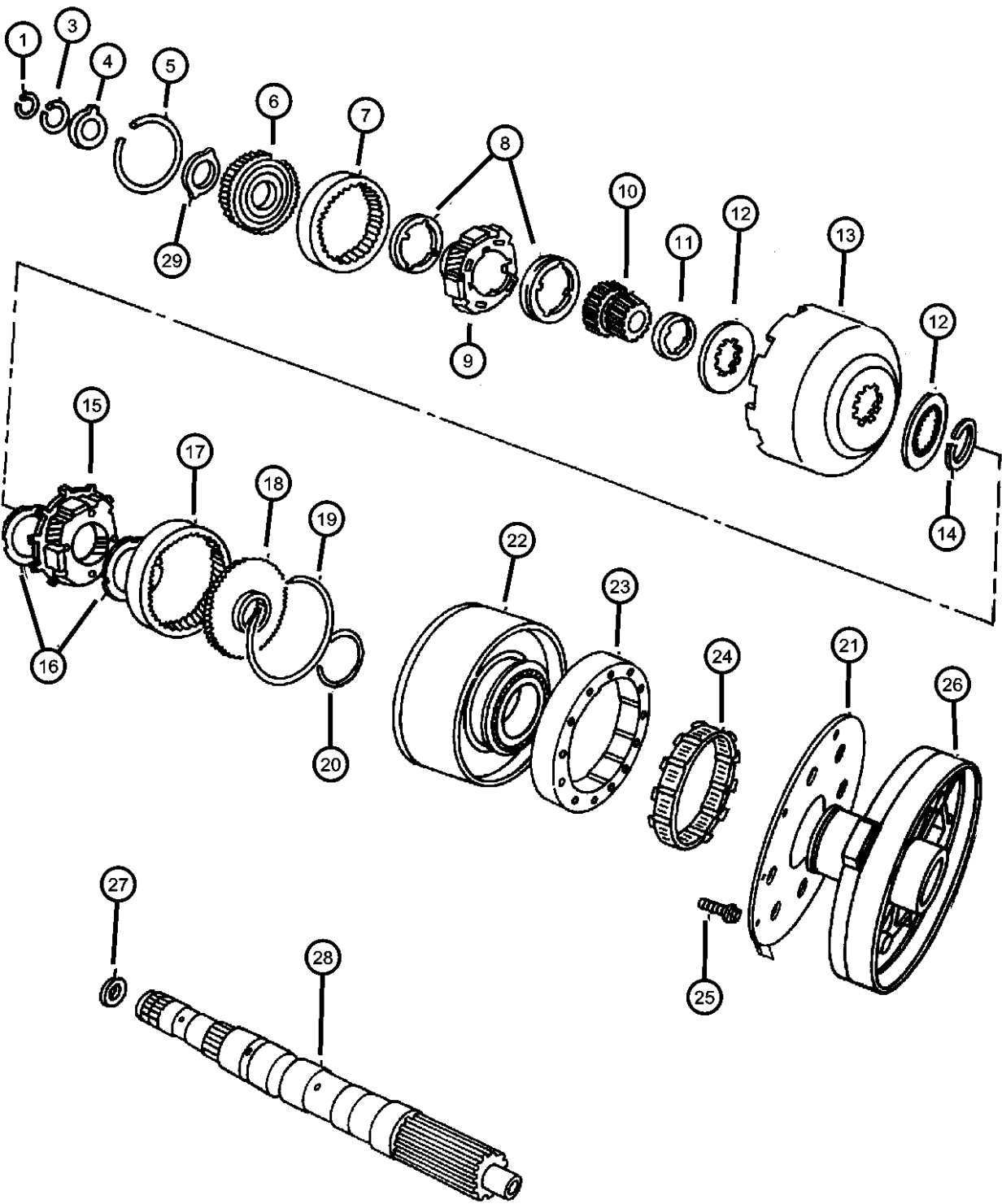
Intermediate Shaft And Gear Train 42RE (DGK)  
Figure 42RE-420



ITEM	PART NUMBER	QTY	LINE	SERIES	BODY	ENGINE	TRANS	TRIM	DESCRIPTION
11	04130736	1	T			ER0	DGK		w/Bushing, Sun 38T-28T
		1	J			ER0	DGK		SPACER, Sun Gear
		1	T			ER0	DGK		Sun Gear, 4 Inner Teeth, 2" O.D.
12	04471566	2	J			ER0	DGK		PLATE, Transmission Module
		2	T			ER0	DGK		Sun Gear Driving Shell, Thrust
		2	T			ER0	DGK		Sun Gear Driving Shell, Thrust
13	04531288	1	J			ER0	DGK		SHELL, Sun Gear
		1	T			ER0	DGK		Sun Gear Driving
		1	T			ER0	DGK		Sun Gear Driving
14	01942439	1	J			ER0	DGK		SNAP RING, Sun Gear Shell
		1	T			ER0	DGK		Sun Gear Driving Shell, Lock 1-41/64" O.D.
		1	T			ER0	DGK		Sun Gear Driving Shell, Lock 1-41/64" O.D.
15	04431438	1	J			ER0	DGK		CARRIER, Planetary Pinion
		1	T			ER0	DGK		Rear Planet Pinion
		1	T			ER0	DGK		Rear Planet Pinion
16	03681935	1	T			ER0	DGK		THRUST WASHER, Planetary Carrier
		2	J			ER0	DGK		
		2	J			ER0	DGK		
17	03743184	1	J			ER0	DGK		GEAR, Rear Annulus
		1	T			ER0	DGK		Rear Annulus
		1	T			ER0	DGK		Rear Annulus
18	03515501	1	J			ER0	DGK		SUPPORT, Annulus Gear
		1	T			ER0	DGK		Rr. Annulus Gear, 62T-28T, 4" O.D.
		1	T			ER0	DGK		Rr. Annulus Gear, 62T-28T, 4" O.D.
19	01942444	1	J			ER0	DGK		SNAP RING
		1	T			ER0	DGK		Rr. Annulus Gear, 4-1/16" O.D.
		1	T			ER0	DGK		Rr. Annulus Gear, 4-1/16" O.D.
20	06033480	1	J			ER0	DGK		SNAP RING, Reverse Drum
		1	J			ER0	DGK		Reverse Drum Retaining

GRAND CHEROKEE (ZJ)		BODY		ENGINE		TRANSMISSION	
SERIES	LINE						
L = LOWLINE	T = JEEP - 2WD J = JEEP - 4WD	74 = SPORT UTILITY 4-DR		ELF = 5.2L V8 MPI Engine EML = 5.9L V8 MPI Engine ERH = 4.0L Power Tech I-6 Engine		DGK = 4-Spd. Automatic 42RE Transmission DGT = 4-Spd. Automatic 46RE Transmission DGW = TRANSMISSION - 4-SPD. AUTOMATIC, 44RE DGO = ALL AUTOMATIC TRANSMISSIONS	

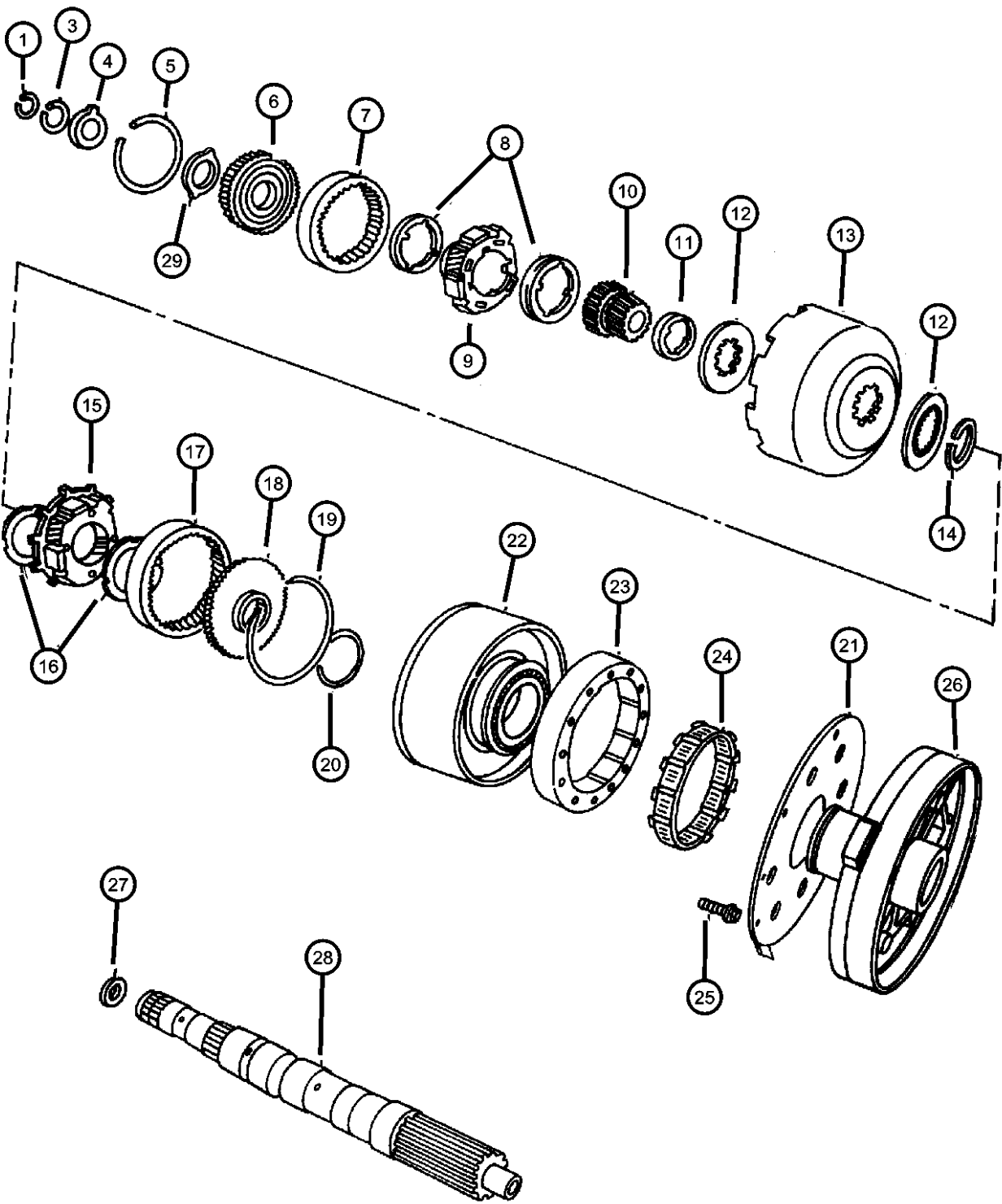
Intermediate Shaft And Gear Train 42RE (DGK)  
Figure 42RE-420



ITEM	PART NUMBER	QTY	LINE	SERIES	BODY	ENGINE	TRANS	TRIM	DESCRIPTION
21		1	T			ER0	DGK		Reverse Drum Retaining GASKET, Overdrive Piston Retainer
	04471564	1	J			ER0	DGK		O/Drive Cl. Piston Retainer To Case
		1	T			ER0	DGK		O/Drive Cl. Piston Retainer To Case
22									DRUM PACKAGE, Transmission
	04637956	1	J			ER0	DGK		Reverse
		1	T			ER0	DGK		Reverse
23									CAM, Overrunning Clutch
	04431690	1	J			ER0	DGK		"O" Running Clutch
		1	T			ER0	DGK		"O" Running Clutch
24									CLUTCH, Overrunning
	04431432	1	J			ER0	DGK		w/Rollers and Springs, "O" Running Clutch
		1	T			ER0	DGK		w/Rollers and Springs, "O" Running Clutch
25									SCREW, Hex Flange Head, .25-28x.875
	06033616	5	J			ER0	DGK		
		5	T			ER0	DGK		
26									RETAINER, Transmission Overdrive Clutch Piston
	04617246	1	J			ER0	DGK		Piston
		1	T			ER0	DGK		Piston
27									PLATE, Transmission Module
	04505188	1	J			ER0	DGK		Intermediate Shaft Thrust, .060" Thk.
		1	T			ER0	DGK		Intermediate Shaft Thrust, .060" Thk.
28									INTERMEDIATE SHAFT, Transmission
	04617604	1	J			ER0	DGK		w/Plug, Intermediate
		1	T			ER0	DGK		w/Plug, Intermediate
29									PLATE, Annulus Gear Thrust

GRAND CHEROKEE (ZJ)		BODY		ENGINE		TRANSMISSION	
SERIES	LINE						
L = LOWLINE	T = JEEP - 2WD J = JEEP - 4WD	74 = SPORT UTILITY 4-DR		ELF = 5.2L V8 MPI Engine EML = 5.9L V8 MPI Engine ERH = 4.0L Power Tech I-6 Engine		DGK = 4-Spd. Automatic 42RE Transmission DGT = 4-Spd. Automatic 46RE Transmission DGW = TRANSMISSION - 4-SPD. AUTOMATIC, 44RE DGO = ALL AUTOMATIC TRANSMISSIONS	

Intermediate Shaft And Gear Train 42RE (DGK)  
Figure 42RE-420

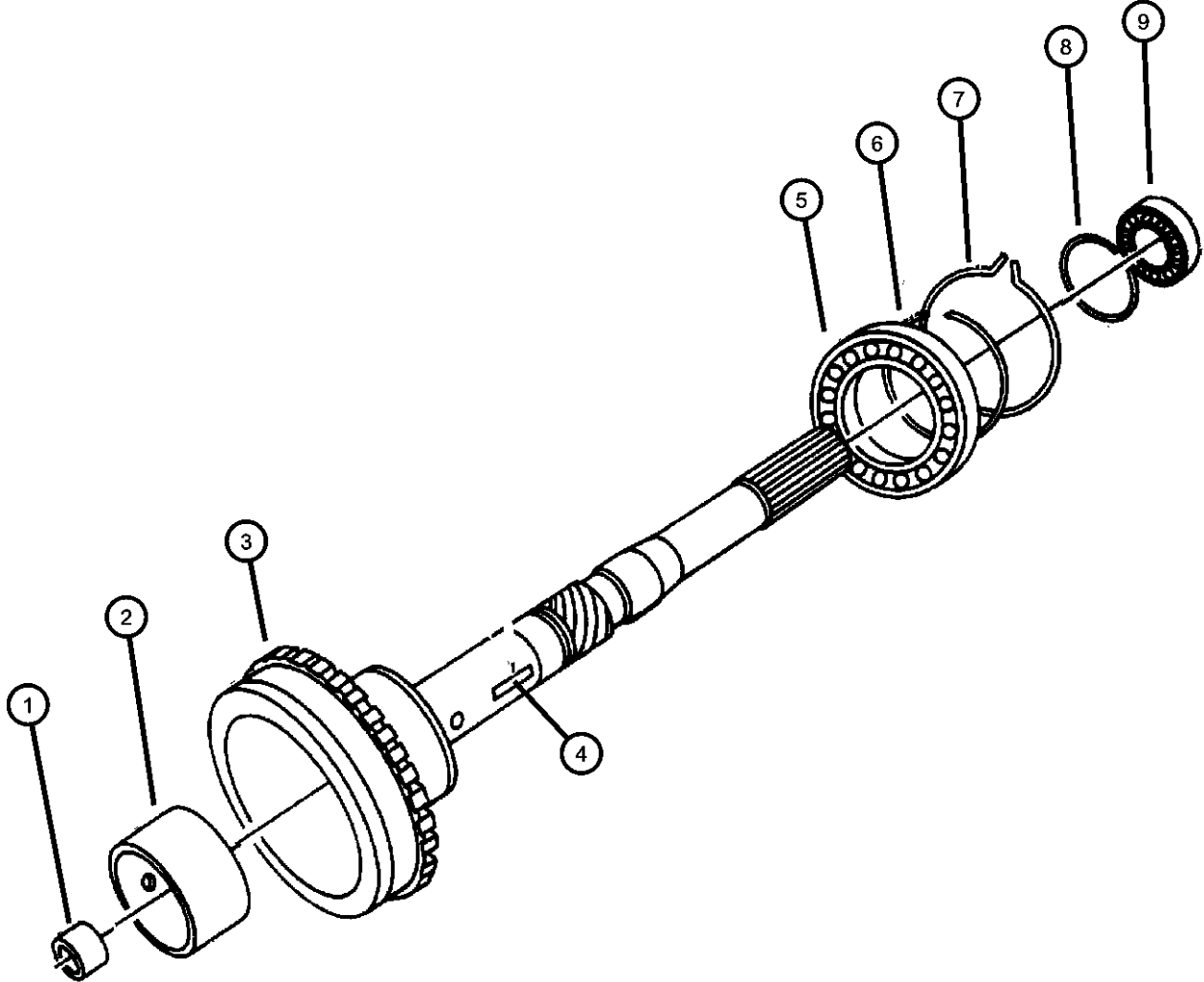


ITEM	PART NUMBER	QTY	LINE	SERIES	BODY	ENGINE	TRANS	TRIM	DESCRIPTION
------	-------------	-----	------	--------	------	--------	-------	------	-------------

	04617775	1	J			ER0	DGK		Front Annulus Gear Support Thrust, 2.168"O.D., 1.515", .030" Thick
		1	T			ER0	DGK		Front Annulus Gear Support Thrust, 2.168"O.D., 1.515", .030" Thick

GRAND CHEROKEE (ZJ)		BODY		ENGINE		TRANSMISSION	
SERIES	LINE						
L = LOWLINE	T = JEEP - 2WD J = JEEP - 4WD	74 = SPORT UTILITY 4-DR		ELF = 5.2L V8 MPI Engine EML = 5.9L V8 MPI Engine ERH = 4.0L Power Tech I-6 Engine		DGK = 4-Spd. Automatic 42RE Transmission DGT = 4-Spd. Automatic 46RE Transmission DGW = TRANSMISSION - 4-SPD. AUTOMATIC, 44RE DGO = ALL AUTOMATIC TRANSMISSIONS	

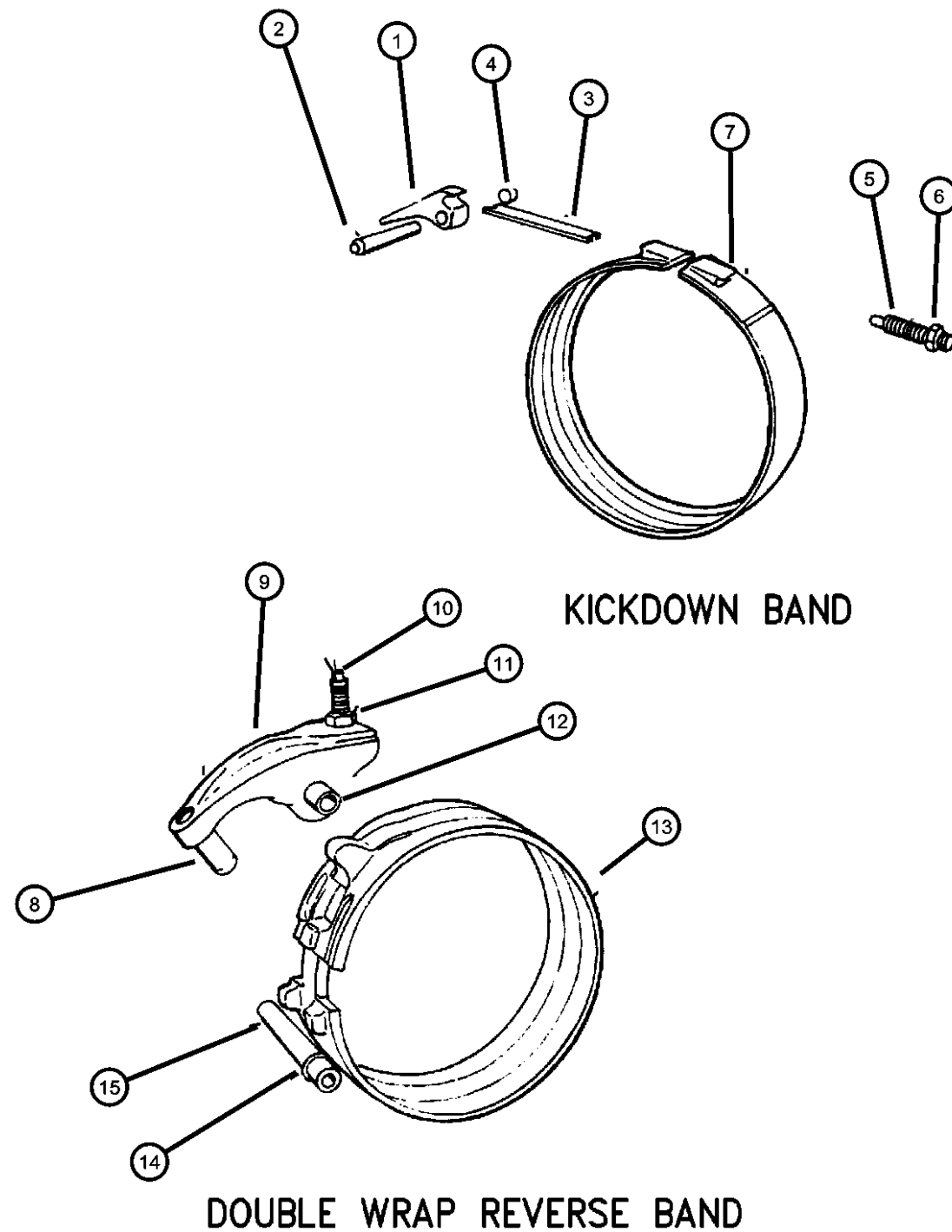
Output Shaft And Gear Train 42RE (DGK)  
Figure 42RE-430



ITEM	PART NUMBER	QTY	LINE	SERIES	BODY	ENGINE	TRANS	TRIM	DESCRIPTION
1		1							BUSHING, O/P Shaft Pilot, (Serviced in O/P Shaft), (NOT SERVICED),
2		1							BUSHING, Not Serviced, (NOT SERVICED)
3									SHAFT, Output
	04798536	1	J			ER0	DGK		
	04864501	1	T			ER0	DGK		
4	04864501	1							KEY, Shaft, O/P Shaft Gov. Drive (Not Serviced), (NOT SERVICED)
5									BEARING, Output Shaft
	04461008	1	J			ER0	DGK		
		1	T			ER0	DGK		Front
6									SNAP RING
	04461068	1	J			ER0	DGK		O/P Shaft Front Bearing
		1	T			ER0	DGK		O/P Shaft Front Bearing
7									SNAP RING
	04461057	1	J			ER0	DGK		O/P Shaft Brg. to Case
		1	T			ER0	DGK		O/P Shaft Brg. to Case
8	04461069	1	T			ER0	DGK		SNAP RING, O/P Shaft Rear Bearing
9	02466224	1	T			ER0	DGK		BEARING, Output Shaft, O/P Shaft, Rear, 2.8344 O.D.

GRAND CHEROKEE (ZJ)		BODY		ENGINE	TRANSMISSION
SERIES	LINE				
L = LOWLINE	T = JEEP - 2WD J = JEEP - 4WD	74 = SPORT UTILITY 4-DR		ELF = 5.2L V8 MPI Engine EML = 5.9L V8 MPI Engine ERH = 4.0L Power Tech I-6 Engine	DGK = 4-Spd. Automatic 42RE Transmission DGT = 4-Spd. Automatic 46RE Transmission DGW = TRANSMISSION - 4-SPD. AUTOMATIC, 44RE DGO = ALL AUTOMATIC TRANSMISSIONS

**Bands, Reverse And Kickdown With Linkage 42RE (DGK)**  
**Figure 42RE-510**



ITEM	PART NUMBER	QTY	LINE	SERIES	BODY	ENGINE	TRANS	TRIM	DESCRIPTION
1	52118264	1	J			ER0	DGK		LEVER, Kickdown
		1	T			ER0	DGK		Kickdown Band
2	04531181	1	J			ER0	DGK		SHAFT, Band Lever
		1	T			ER0	DGK		Kickdown
3	03515084	1	J			ER0	DGK		STRUT, Kickdown Band
		1	T			ER0	DGK		Kickdown Band
4		1							PLUG, Pipe, .250-18x.560, (NOT SERVICED),
5	01942477	1	J			ER0	DGK		SCREW, Trans Kickdown Band Adjusting, .5-20x2.88
		1	T			ER0	DGK		Kickdown Band Adjusting
6	00124934	1	J			ER0	DGK		NUT, Hex Jam, .50-20
		1	T			ER0	DGK		Kickdown Band Adjust Screw
7	04617849	1	J			ER0	DGK		BAND, Kickdown
		1	T			ER0	DGK		
8	04202764	1	J			ER0	DGK		LEVER, Reverse Band
		1	T			ER0	DGK		w/Stem
9	04202765	1	J			ER0	DGK		LEVER, Reverse Band
		1	T			ER0	DGK		
10	02538472	1	J			ER0	DGK		SCREW, Trans Reverse Band Adjusting, .375-24-1.88
		1	T			ER0	DGK		Reverse Band Adjusting
11	00114942	1	J			ER0	DGK		NUT, Hex, .375-24
		1	T			ER0	DGK		Reverse Band Adjusting

**GRAND CHEROKEE (ZJ)**

SERIES LINE  
L = LOWLINE T = JEEP - 2WD  
J = JEEP - 4WD

BODY  
74 = SPORT UTILITY 4-DR

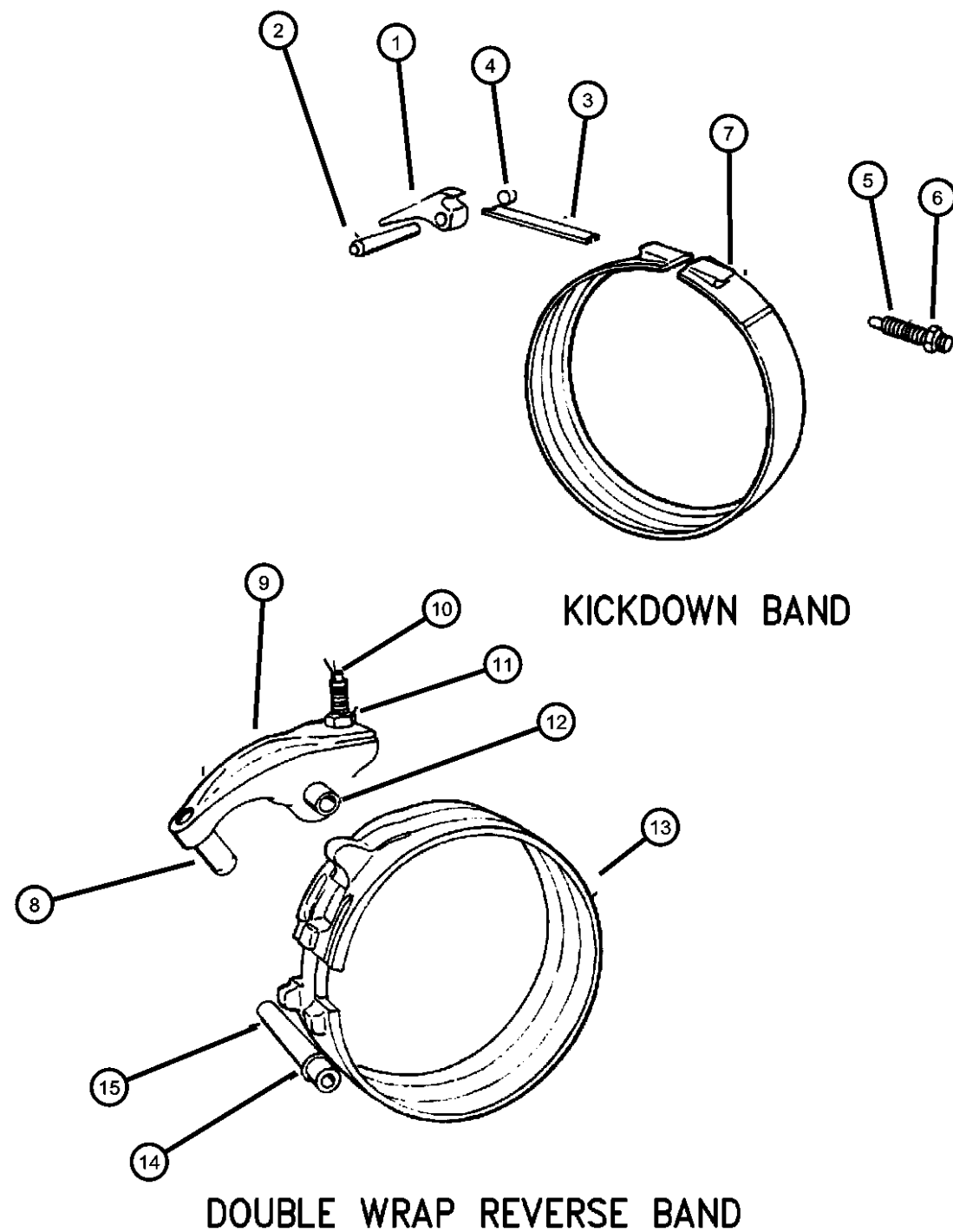
ENGINE  
ELF = 5.2L V8 MPI Engine  
EML = 5.9L V8 MPI Engine  
ERH = 4.0L Power Tech I-6 Engine

TRANSMISSION  
DGK = 4-Spd. Automatic 42RE Transmission  
DGT = 4-Spd. Automatic 46RE Transmission  
DGW = TRANSMISSION - 4-SPD. AUTOMATIC, 44RE  
DGO = ALL AUTOMATIC TRANSMISSIONS

AR = use ase required - = Non illustrated part

1998 ZJ

**Bands, Reverse And Kickdown With Linkage 42RE (DGK)**  
**Figure 42RE-510**



ITEM	PART NUMBER	QTY	LINE	SERIES	BODY	ENGINE	TRANS	TRIM	DESCRIPTION
12	03410102	1	J			ER0	DGK		SHAFT, Reverse Band
		1	T			ER0	DGK		Reverse Band Lever
13	04431406	1	J			ER0	DGK		Reverse Band Lever
		1	T			ER0	DGK		BAND, Reverse
14	06030657	1	J			ER0	DGK		O RING, Steering Gear
		1	T			ER0	DGK		
15	03410102	1	J			ER0	DGK		SHAFT, Reverse Band
		1	T			ER0	DGK		Reverse Band Reaction
						ER0	DGK		Reverse Band Reaction

**GRAND CHEROKEE (ZJ)**

SERIES LINE  
L = LOWLINE T = JEEP - 2WD  
J = JEEP - 4WD

BODY  
74 = SPORT UTILITY 4-DR

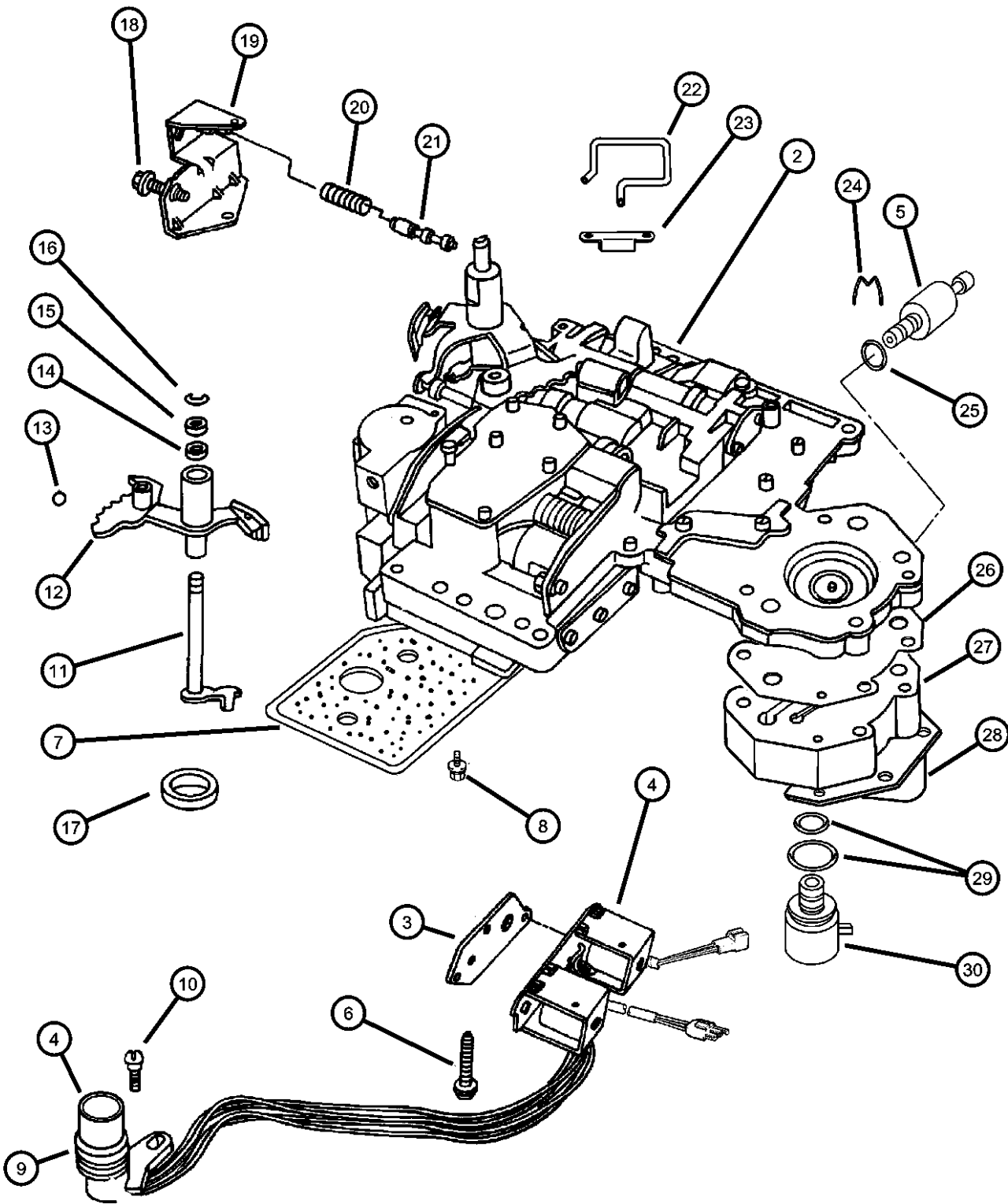
ENGINE  
ELF = 5.2L V8 MPI Engine  
EML = 5.9L V8 MPI Engine  
ERH = 4.0L Power Tech I-6  
Engine

TRANSMISSION  
DGK = 4-Spd. Automatic 42RE  
Transmission  
DGT = 4-Spd. Automatic 46RE  
Transmission  
DGW = TRANSMISSION - 4-SPD.  
AUTOMATIC, 44RE  
DGO = ALL AUTOMATIC  
TRANSMISSIONS

AR = use ase required - = Non illustrated part

1998 ZJ

Valve Body 42RE (DGK)  
Figure 42RE-710

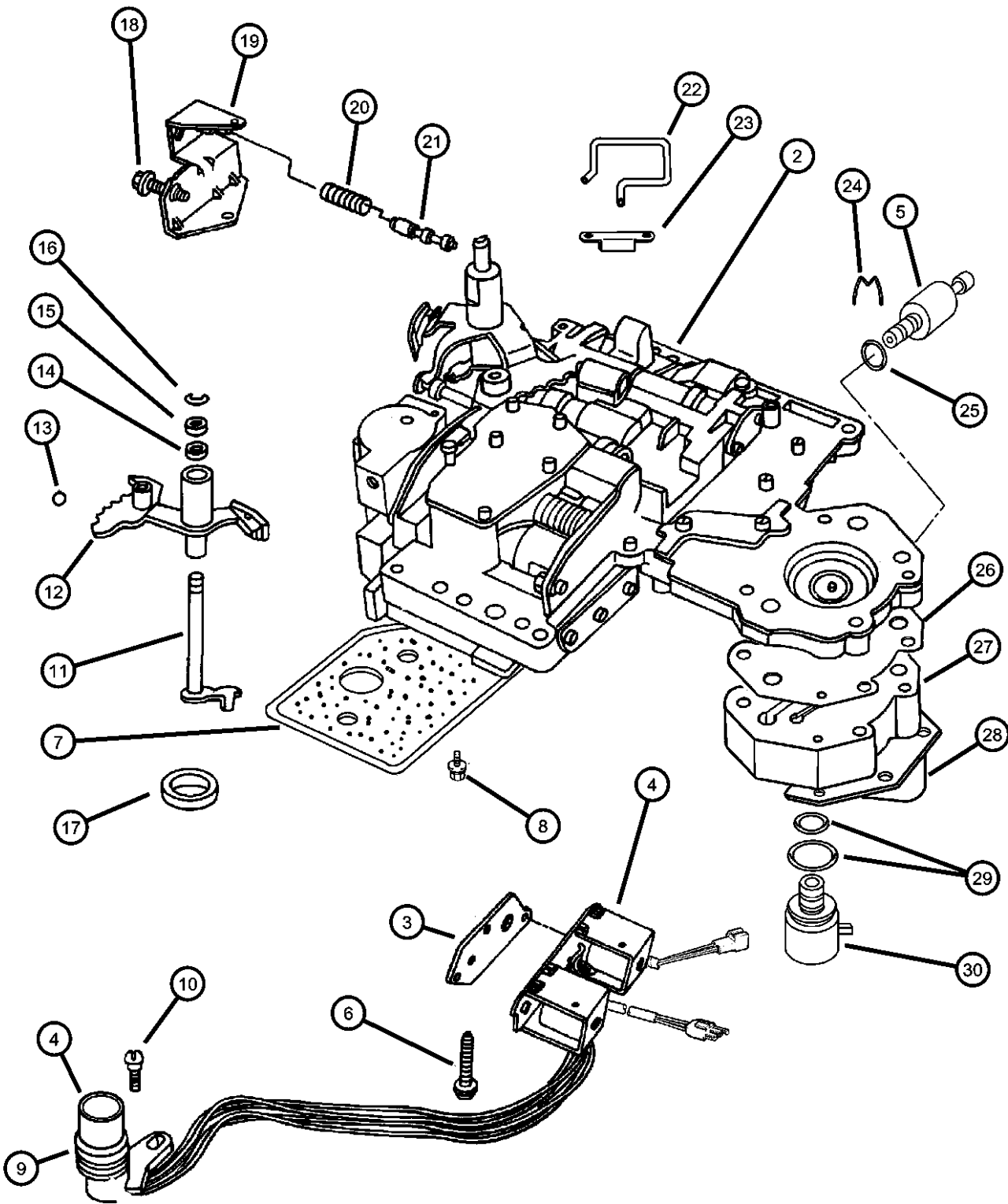


ITEM	PART NUMBER	QTY	LINE	SERIES	BODY	ENGINE	TRANS	TRIM	DESCRIPTION
-1	04863933AB	1	T			ER0	DGK		SEAL AND GASKET PACKAGE, Valve Body and Servo
		1	J			ER0	DGK		
2	52118649	1	T			ER0	DGK		BODY, Transfer Plate
		1	J			ER0	DGK		
3	52118510	1	J			ER0	DGK		GASKET, Transmission Solenoid
		1	T			ER0	DGK		
4	52118500	1	J			ER0	DGK		SOLENOID, Transmission Overdrive
		1	T			ER0	DGK		
5	56027720	1	J			ER0	DGK		TRANSDUCER, Pressure Sensor
		1	T			ER0	DGK		
6	00181071	3	J			ER0	DGK		BOLT, Valve Body, .25-20x1.75
		3	T			ER0	DGK		Valve Body to Case, 1/4-20 x 1-3/4"
7	03515996	1	T			ER0	DGK		FILTER, Valve Body
		1	J			ER0	DGK		[Paper]
	52118789	1	J			ER0	DGK		[Plastic]
		1	T			ER0	DGK		[Plastic]
8	06033826	3	J			ER0	DGK		SCREW AND WASHER, Oil Filter Mounting, Fillester Head .190-24x2.500
		3	T			ER0	DGK		Oil Filter
9	06034748	2	J			ER0	DGK		O RING, Solenoid Wiring, Transmission
		2	T			ER0	DGK		

GRAND CHEROKEE (ZJ)		BODY		ENGINE		TRANSMISSION	
SERIES	LINE						
L = LOWLINE	T = JEEP - 2WD	74 = SPORT UTILITY 4-DR		ELF = 5.2L V8 MPI Engine		DGK = 4-Spd. Automatic 42RE	
	J = JEEP - 4WD			EML = 5.9L V8 MPI Engine		Transmission	
				ERH = 4.0L Power Tech I-6 Engine		DGT = 4-Spd. Automatic 46RE	
						Transmission	
						DGW = TRANSMISSION - 4-SPD.	
						AUTOMATIC, 44RE	
						DGO = ALL AUTOMATIC	
						TRANSMISSIONS	



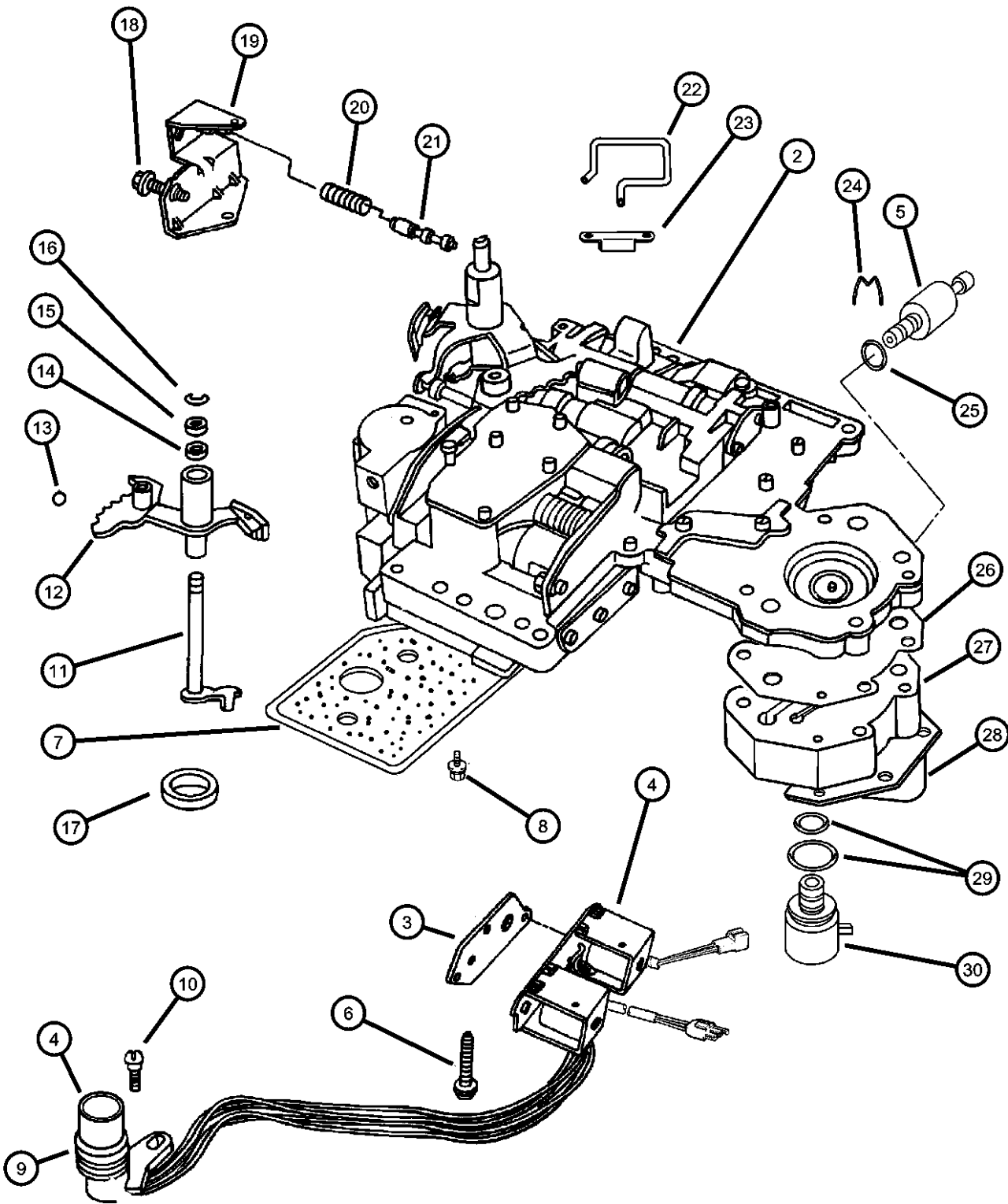
Valve Body 42RE (DGK)  
Figure 42RE-710



ITEM	PART NUMBER	QTY	LINE	SERIES	BODY	ENGINE	TRANS	TRIM	DESCRIPTION
10	06033985	1	J			ER0	DGK		SCREW, Tapping, .19-24x.75
		1	T			ER0	DGK		Solenoid Wiring Conn. Mtg.
11	03681227	1	J			ER0	DGK		LEVER, Throttle Valve
		1	T			ER0	DGK		Throttle Valve
12	04617439	1	J			ER0	DGK		LEVER, Manual Valve
		1	T			ER0	DGK		w/Insulator, Manual Valve
13	00147488	1	J			ER0	DGK		BALL, Manual Lever Detent, .343 Diameter
		1	T			ER0	DGK		Manual Lever Detent, 11/32" Dia.
14	02466548	1	J			ER0	DGK		SEAL, Valve Lever Shift
		1	T			ER0	DGK		Throttle Lever Shaft, Rubber, 5/8" O.D.
15	02538062	1	J			ER0	DGK		WASHER, Manual Valve Lever
		1	T			ER0	DGK		Throttle Valve Lever Shaft
16	06035208	2	J			ER0	DGK		SNAP RING
		2	T			ER0	DGK		Throttle Valve Lever Shaft
17	04505098	1	J			ER0	DGK		SEAL, Manual Shift Valve, 1.25 OD
		1	T			ER0	DGK		Manual Valve , 1-1/4" O.D.
18	06030609	1	J			ER0	DGK		SCREW, Cap Head Lock, .312-24x1.25
		1	T			ER0	DGK		Throttle Pressure Adjusting
19	04617010	1	J			ER0	DGK		BRACKET, Valve Body Switch
		1	T			ER0	DGK		Throttle Pressure Adj. Screw

GRAND CHEROKEE (ZJ)				
SERIES	LINE	BODY	ENGINE	TRANSMISSION
L = LOWLINE	T = JEEP - 2WD J = JEEP - 4WD	74 = SPORT UTILITY 4-DR	ELF = 5.2L V8 MPI Engine EML = 5.9L V8 MPI Engine ERH = 4.0L Power Tech I-6 Engine	DGK = 4-Spd. Automatic 42RE Transmission DGT = 4-Spd. Automatic 46RE Transmission DGW = TRANSMISSION - 4-SPD. AUTOMATIC,44RE DGO = ALL AUTOMATIC TRANSMISSIONS

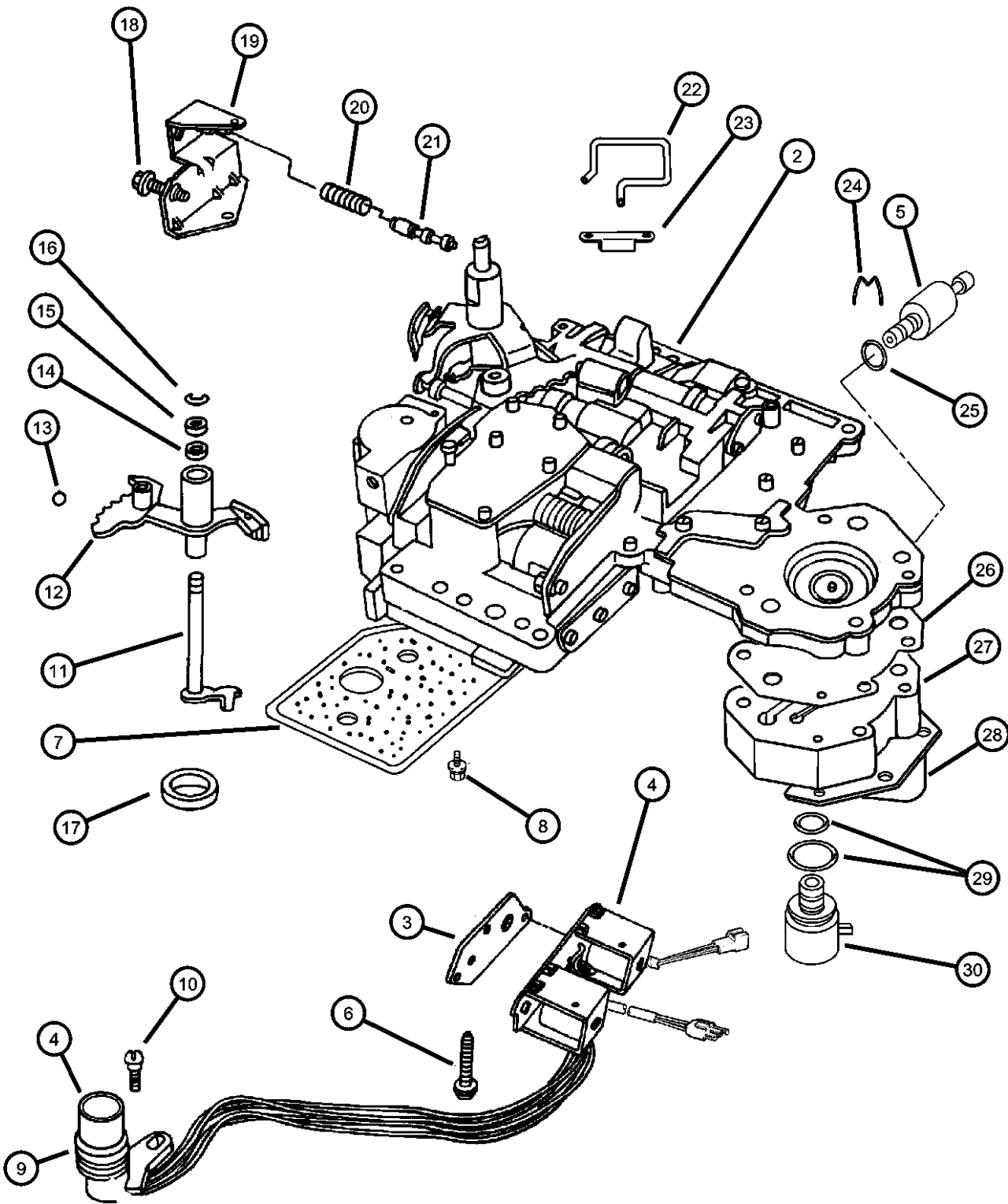
Valve Body 42RE (DGK)  
Figure 42RE-710



ITEM	PART NUMBER	QTY	LINE	SERIES	BODY	ENGINE	TRANS	TRIM	DESCRIPTION
20	04130492	1	J			ER0	DGK		SPRING, Switch Valve
		1	T			ER0	DGK		Switch Valve
21	04505036	1	J			ER0	DGK		VALVE, Trans Lockup Switch
		1	T			ER0	DGK		Trans. Switch
22	04617008	1	J			ER0	DGK		TUBE, Boost Valve
		1	T			ER0	DGK		Trans. Line Pressure Boost Valve Oil ***
23	52117958	1	J			ER0	DGK		RETAINER, Boost Valve Oil Supply Tube
		1	T			ER0	DGK		Line Pressure Boost Valve Oil Tube
24	04617219	1	J			ER0	DGK		CLIP, Transmission Governor Transducer
		1	T			ER0	DGK		Gov. Pressure Transducer Retaining
25	06034493	1	J			ER0	DGK		O RING, Pressure Switch
		1	T			ER0	DGK		Pressure Sensor, .369 I.D.
26	04617216	1	J			ER0	DGK		GASKET, Transmission Solenoid
		1	T			ER0	DGK		Gov. Pressure Solenoid Body
27	04617211	1	J			ER0	DGK		BODY, Governor, (Served in Assy.), (NOT SERVICED),
		1	T			ER0	DGK		RETAINER, Transmission Governor Solenoid
28	04723549	1	J			ER0	DGK		Gov. Pressure Solenoid
		1	T			ER0	DGK		Gov. Pressure Solenoid
29	04723549	1	J			ER0	DGK		O RING PACKAGE, Valve Body, Transmission
		1	J			ER0	DGK		Solenoid, .494 I.D., .873 I.D. ***

GRAND CHEROKEE (ZJ)		BODY		ENGINE		TRANSMISSION	
SERIES	LINE						
L = LOWLINE	T = JEEP - 2WD J = JEEP - 4WD	74 = SPORT UTILITY 4-DR		ELF = 5.2L V8 MPI Engine EML = 5.9L V8 MPI Engine ERH = 4.0L Power Tech I-6 Engine		DGK = 4-Spd. Automatic 42RE Transmission DGT = 4-Spd. Automatic 46RE Transmission DGW = TRANSMISSION - 4-SPD. AUTOMATIC, 44RE DGO = ALL AUTOMATIC TRANSMISSIONS	

Valve Body 42RE (DGK)  
Figure 42RE-710

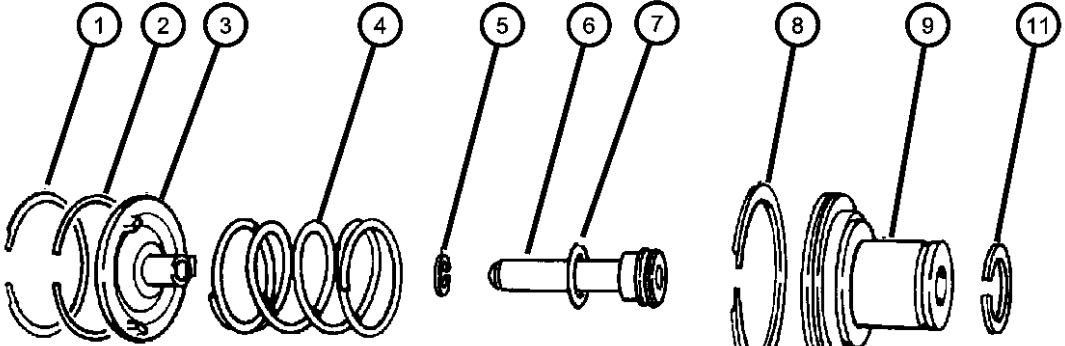


ITEM	PART NUMBER	QTY	LINE	SERIES	BODY	ENGINE	TRANS	TRIM	DESCRIPTION
30		1	T			ER0	DGK		Solenoid, .494 I.D., .873 I.D. ***
									SOLENOID, Transmission Governor
	04617210	1	J			ER0	DGK		Trans. Governor Pressure, 2 Prong Connector
-31		1	T			ER0	DGK		Trans. Governor Pressure, 2 Prong Connector
									SCREEN, Transmission Regulator Valve
	03878313	1	J			ER0	DGK		Regulator Valve
-32		1	T			ER0	DGK		Regulator Valve
									SPRING, Limit Valve
	04348907	1	J			ER0	DGK		Limit Valve
		1	T			ER0	DGK		Limit Valve

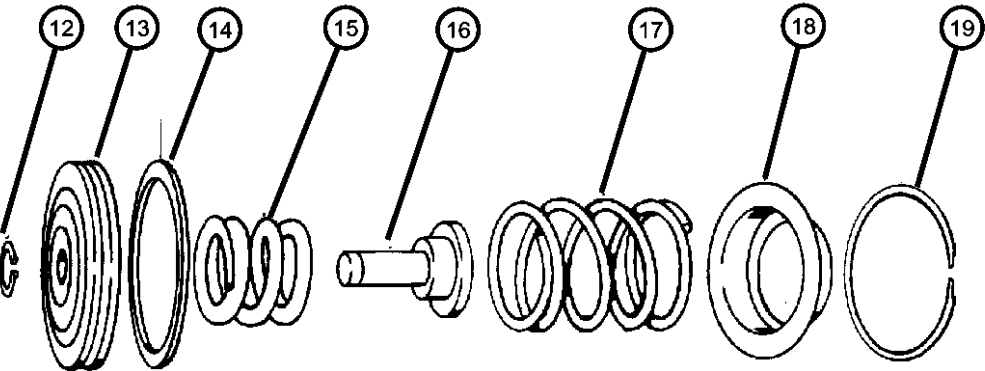
GRAND CHEROKEE (ZJ)		BODY	ENGINE	TRANSMISSION
SERIES	LINE			
L = LOWLINE	T = JEEP - 2WD J = JEEP - 4WD	74 = SPORT UTILITY 4-DR	ELF = 5.2L V8 MPI Engine EML = 5.9L V8 MPI Engine ERH = 4.0L Power Tech I-6 Engine	DGK = 4-Spd. Automatic 42RE Transmission DGT = 4-Spd. Automatic 46RE Transmission DGW = TRANSMISSION - 4-SPD. AUTOMATIC, 44RE DGO = ALL AUTOMATIC TRANSMISSIONS

Servos, Accumlator Piston And Spring 42RE (DGK)  
Figure 42RE-720

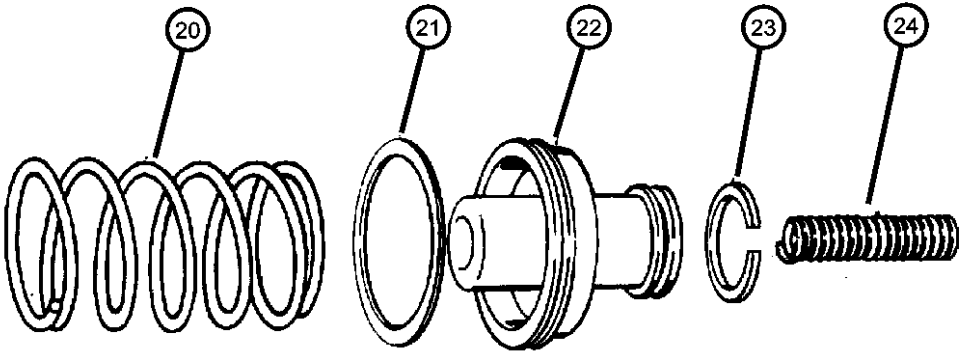
ITEM	PART NUMBER	QTY	LINE	SERIES	BODY	ENGINE	TRANS	TRIM	DESCRIPTION
1	06028863	1	J			ER0	DGK		SNAP RING, Kickdown, 2.377
		1	T			ER0	DGK		Kickdown Servo Piston Rod Guide
2	04295966	1	J			ER0	DGK		Kickdown Servo Piston Rod Guide
		1	T			ER0	DGK		SEAL, Servo Guide
3	03410332	1	J			ER0	DGK		Kickdown Servo Piston Rod Guide
		1	T			ER0	DGK		Kickdown Servo Piston Rod Guide
4	04531119	1	J			ER0	DGK		GUIDE, Kickdown Servo
		1	T			ER0	DGK		
5	06031392	1	J			ER0	DGK		SPRING, Kickdown Servo Piston
		1	T			ER0	DGK		
6	04058780	1	J			ER0	DGK		SNAP RING, Brake Master Cylinder
		1	T			ER0	DGK		1-1/8" I.D., Inner
7	06028864	1	J			ER0	DGK		1-1/8" I.D., Inner
		1	T			ER0	DGK		ROD, Kickdown Servo Piston
8	04295966	1	J			ER0	DGK		O RING, Kick Down Servo
		1	T			ER0	DGK		
9	04058777	1	J			ER0	DGK		SEAL, Servo Guide
		1	T			ER0	DGK		Piston, 2-3/8" O.D., Large
-10	06028864	1	J			ER0	DGK		Piston, 2-3/8" O.D., Large
		1	T			ER0	DGK		PISTON, Kickdown Servo
11									O RING, Kick Down Servo
									Inner
									Inner
									SEAL, Kickdown Servo



KICKDOWN SERVO



LOW AND REVERSE SERVO

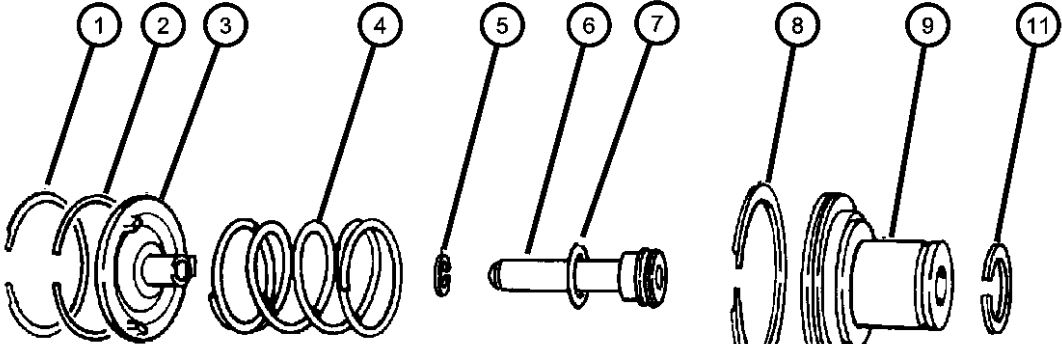


ACCUMULATOR PISTON AND SPRING

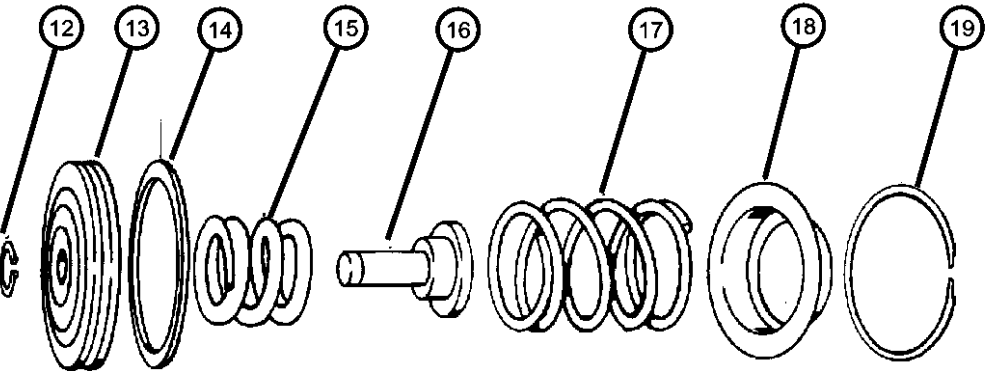
GRAND CHEROKEE (ZJ)		BODY		ENGINE		TRANSMISSION	
SERIES	LINE						
L = LOWLINE	T = JEEP - 2WD J = JEEP - 4WD	74 = SPORT UTILITY 4-DR		ELF = 5.2L V8 MPI Engine EML = 5.9L V8 MPI Engine ERH = 4.0L Power Tech I-6 Engine		DGK = 4-Spd. Automatic 42RE Transmission DGT = 4-Spd. Automatic 46RE Transmission DGW = TRANSMISSION - 4-SPD. AUTOMATIC, 44RE DGO = ALL AUTOMATIC TRANSMISSIONS	

Servos, Accumlator Piston And Spring 42RE (DGK)  
Figure 42RE-720

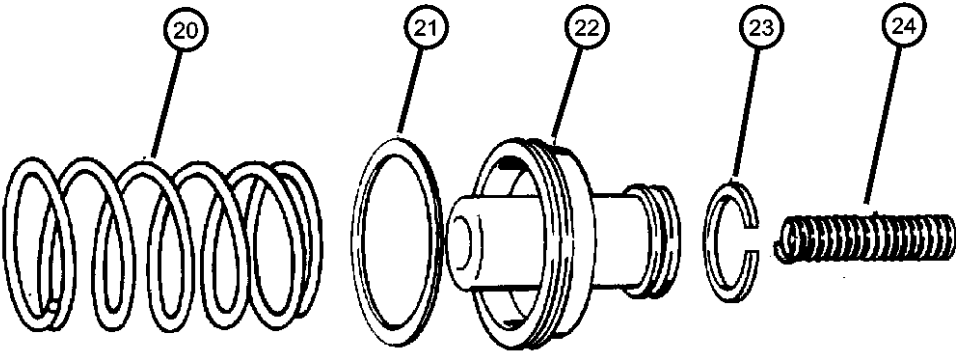
ITEM	PART NUMBER	QTY	LINE	SERIES	BODY	ENGINE	TRANS	TRIM	DESCRIPTION
12	03743033	1	J			ER0	DGK		1" O.D., Small
		1	T			ER0	DGK		1" O.D., Small
	06027153	1	J			ER0	DGK		SNAP RING, .435 ID
		1	T			ER0	DGK		Reverse Servo Piston Plug, 7/16" I.D.
13									Reverse Servo Piston Plug, 7/16" I.D.
	52118744	1	J			ER0	DGK		PISTON, Reverse Servo
14									
	04202864	1	T			ER0	DGK		SEAL, Reverse Servo Piston
15									SPRING, Reverse Servo Piston
	04130824	1	J			ER0	DGK		
16									
	52118740	1	T			ER0	DGK		PLUG, Reverse Servo Piston
17									
		1	J			ER0	DGK		SPRING, Reverse Servo Piston
18									
	02801274	1	T			ER0	DGK		
19									RETAINER, Transmission Rear Clutch
	02464463	1	J			ER0	DGK		Reverse Servo Piston Spring
20									Reverse Servo Piston Spring
	02464464	1	T			ER0	DGK		SNAP RING
21									Reverse Servo Piston Spring Retainer
	04531259	1	J			ER0	DGK		Reverse Servo Piston Spring Retainer
22									SPRING, Transmission Accumulator
		1	T			ER0	DGK		Lower
23									Lower
	03743013	1	J			ER0	DGK		SEAL, Piston Accumulator
24									Large



KICKDOWN SERVO



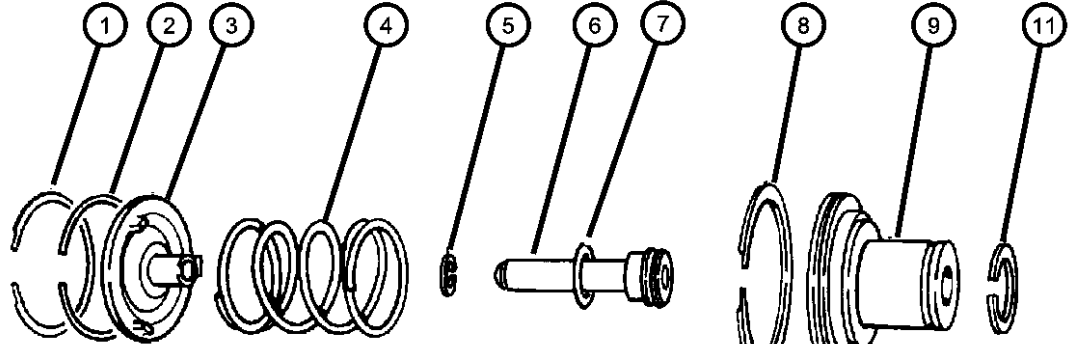
LOW AND REVERSE SERVO



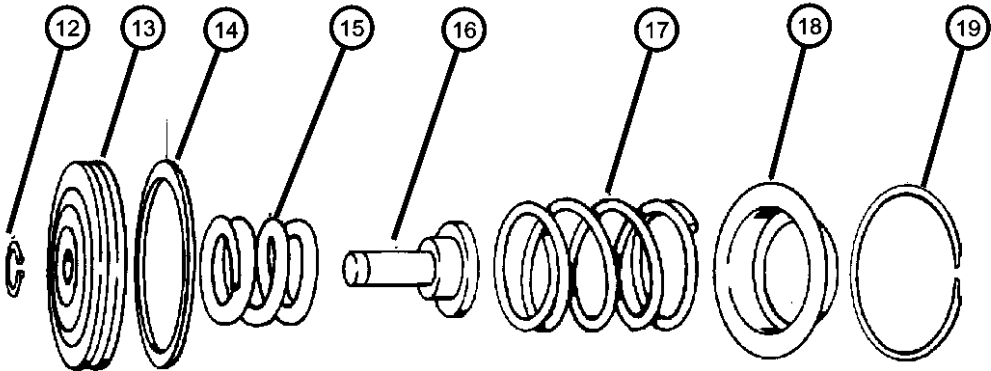
ACCUMULATOR PISTON AND SPRING

GRAND CHEROKEE (ZJ)		BODY		ENGINE		TRANSMISSION	
SERIES	LINE						
L = LOWLINE	T = JEEP - 2WD J = JEEP - 4WD	74 = SPORT UTILITY 4-DR		ELF = 5.2L V8 MPI Engine EML = 5.9L V8 MPI Engine ERH = 4.0L Power Tech I-6 Engine		DGK = 4-Spd. Automatic 42RE Transmission DGT = 4-Spd. Automatic 46RE Transmission DGW = TRANSMISSION - 4-SPD. AUTOMATIC, 44RE DGO = ALL AUTOMATIC TRANSMISSIONS	

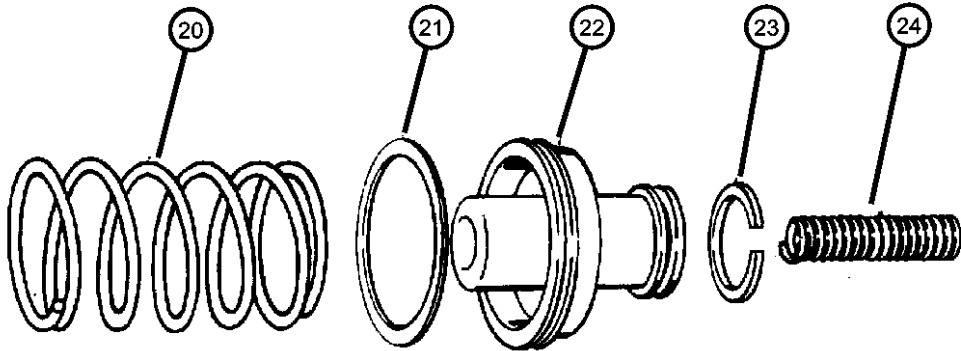
Servos, Accumlator Piston And Spring 42RE (DGK)  
Figure 42RE-720



KICKDOWN SERVO



LOW AND REVERSE SERVO

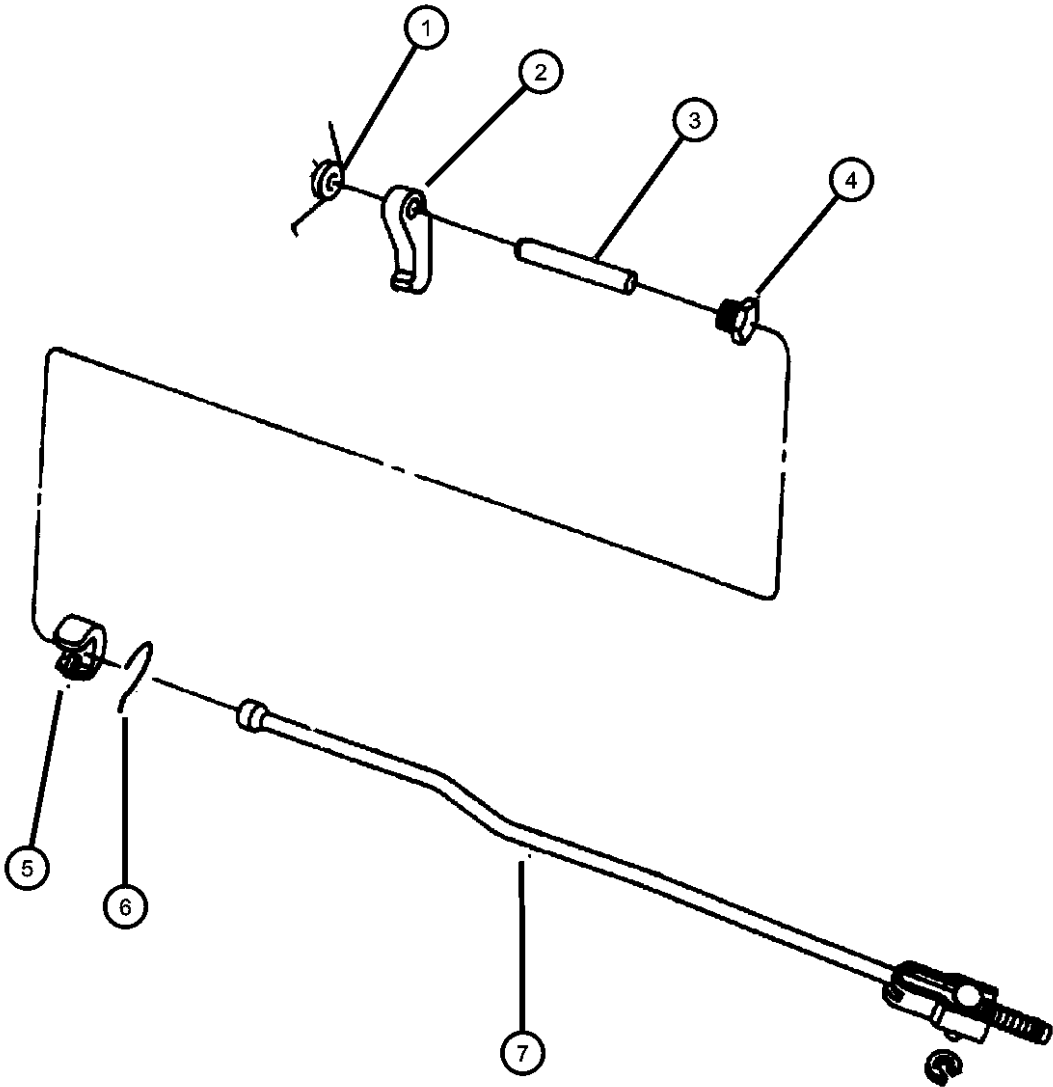


ACCUMULATOR PISTON AND SPRING

ITEM	PART NUMBER	QTY	LINE	SERIES	BODY	ENGINE	TRANS	TRIM	DESCRIPTION
22	03743650	1	T			ER0	DGK		Large PISTON, Accumulator
		1	J			ER0	DGK		
		1	T			ER0	DGK		
23	03743010	1	J			ER0	DGK		SEAL, Piston Accumulator Small
		1	T			ER0	DGK		Small
		1	T			ER0	DGK		Small
24	04617529	1	J			ER0	DGK		SPRING, Accumulator Piston Upper
		1	T			ER0	DGK		Upper
		1	T			ER0	DGK		Upper

GRAND CHEROKEE (ZJ)		BODY		ENGINE		TRANSMISSION	
SERIES	LINE						
L = LOWLINE	T = JEEP - 2WD J = JEEP - 4WD	74 = SPORT UTILITY 4-DR		ELF = 5.2L V8 MPI Engine EML = 5.9L V8 MPI Engine ERH = 4.0L Power Tech I-6 Engine		DGK = 4-Spd. Automatic 42RE Transmission DGT = 4-Spd. Automatic 46RE Transmission DGW = TRANSMISSION - 4-SPD. AUTOMATIC,44RE DGO = ALL AUTOMATIC TRANSMISSIONS	

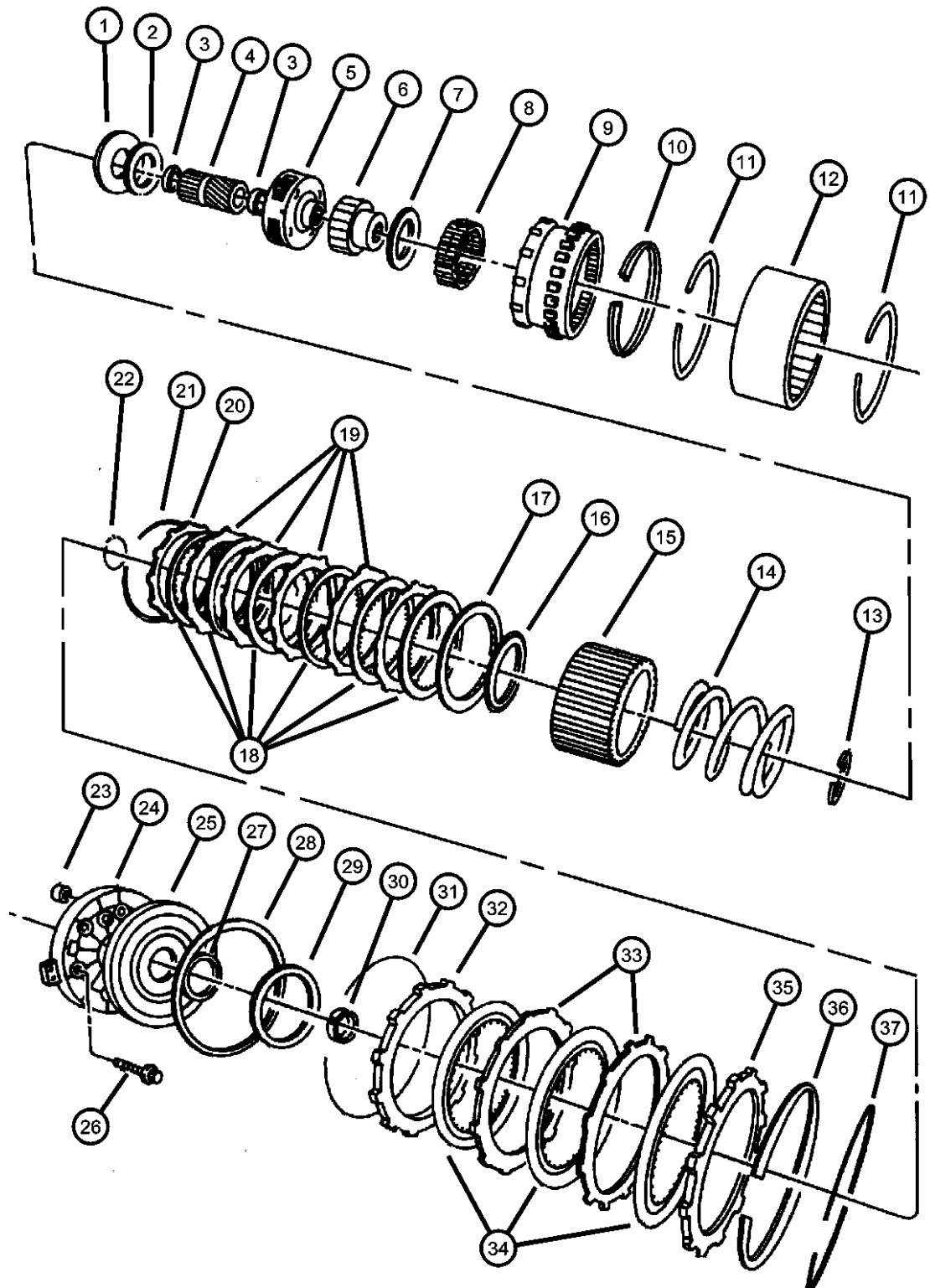
Parking Sprag 42RE (DGK)  
Figure 42RE-730



ITEM	PART NUMBER	QTY	LINE	SERIES	BODY	ENGINE	TRANS	TRIM	DESCRIPTION
1	02466909	1	J			ER0	DGK		SPRING, Parking Sprag
		1	T			ER0	DGK		
2	04471415	1	J			ER0	DGK		SPRAG, Transmission Parking (5/8" Thick)
		1	T			ER0	DGK		
3	02466892	1	J			ER0	DGK		SHAFT, Parking Sprag
		1	T			ER0	DGK		
4	02538042	1	J			ER0	DGK		PLUG, Parking Sprag
		1	T			ER0	DGK		
5	02538034	1	J			ER0	DGK		SNAP RING, Transmission Reaction Plug
		1	T			ER0	DGK		
6	04431748	1	J			ER0	DGK		ROD, Parking Sprag
		1	T			ER0	DGK		
7	06035256	1	J			ER0	DGK		SNAP RING, Rod
		1	T			ER0	DGK		

GRAND CHEROKEE (ZJ)		BODY	ENGINE	TRANSMISSION
SERIES	LINE			
L = LOWLINE	T = JEEP - 2WD J = JEEP - 4WD	74 = SPORT UTILITY 4-DR	ELF = 5.2L V8 MPI Engine EML = 5.9L V8 MPI Engine ERH = 4.0L Power Tech I-6 Engine	DGK = 4-Spd. Automatic 42RE Transmission DGT = 4-Spd. Automatic 46RE Transmission DGW = TRANSMISSION - 4-SPD. AUTOMATIC, 44RE DGO = ALL AUTOMATIC TRANSMISSIONS

Clutch, Overdrive With Gear Train 42RE (DGK)  
Figure 42RE-1010

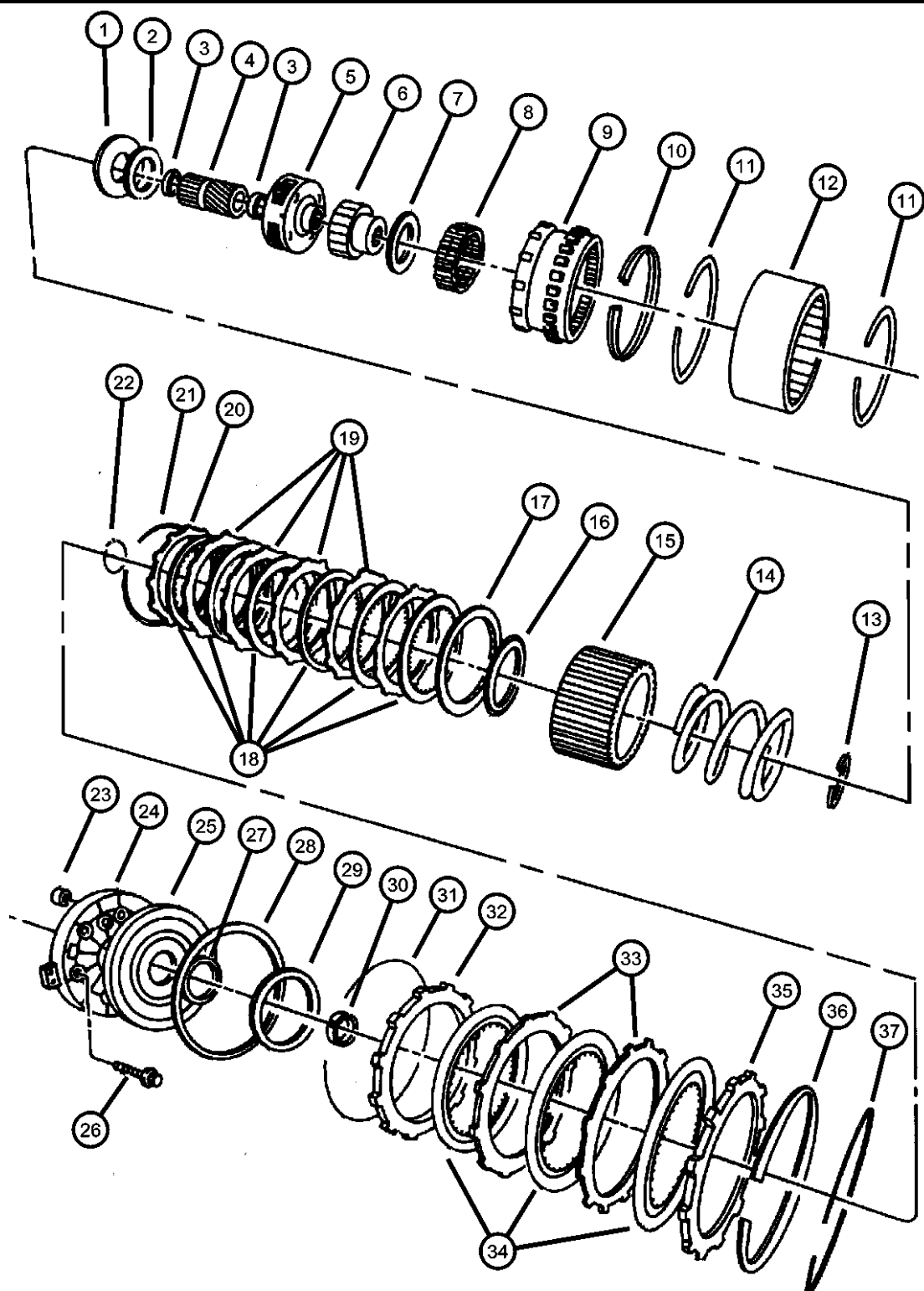


ITEM	PART NUMBER	QTY	LINE	SERIES	BODY	ENGINE	TRANS	TRIM	DESCRIPTION
1	04740774	2	J			ER0	DGK		PLATE PACKAGE, Transmission Module
		2	T			ER0			
2		2							BEARING, Overdrive, Thrust (Served in 4740774 Plate Pkg.), (NOT SERVICED)
3		2							BUSHING, O/Drive Sun Gear (Serv. in Sun Gear), (NOT SERVICED)
4	04778742	1	J			ER0	DGK		GEAR, Overdrive Sun
		1	T			ER0	DGK		
5	04798520	1	J			ER0	DGK		CARRIER, O/Drive Planet Pinion (4 Pinion)
		1	T			ER0	DGK		(4 Pinion)
6	04461124	1	J			ER0	DGK		RACE, Overrunning Clutch
		1	T			ER0	DGK		
7	04461014	1	J			ER0	DGK		THRUST BEARING, Ovedrive Third Position
		1	T			ER0	DGK		O/Drive Race, Thrust
8	04461015	1	J			ER0	DGK		CLUTCH, Overdrive Overrunning w/Rollers and Springs
		1	T			ER0	DGK		w/Rollers and Springs
9	04761010	1	J			ER0	DGK		GEAR, Overdrive Annulus
		1	T			ER0	DGK		
10	04461059	1	J			ER0	DGK		SNAP RING, 5.25 OD
		1	T			ER0	DGK		O/Drive Annulus Gear, 5-1/4" O.D.
11	04461060	2	J			ER0	DGK		O/Drive Annulus Gear, 5-1/4" O.D.
									SNAP RING, 6.00 OD
									Direct Clutch to Annulus 6" O.D.

GRAND CHEROKEE (ZJ)				
SERIES	LINE	BODY	ENGINE	TRANSMISSION
L = LOWLINE	T = JEEP - 2WD	74 = SPORT UTILITY 4-DR	ELF = 5.2L V8 MPI Engine	DGK = 4-Spd. Automatic 42RE
	J = JEEP - 4WD		EML = 5.9L V8 MPI Engine	Transmission
			ERH = 4.0L Power Tech I-6 Engine	DGT = 4-Spd. Automatic 46RE
				Transmission
				DGW = TRANSMISSION - 4-SPD.
				AUTOMATIC,44RE
				DGO = ALL AUTOMATIC
				TRANSMISSIONS



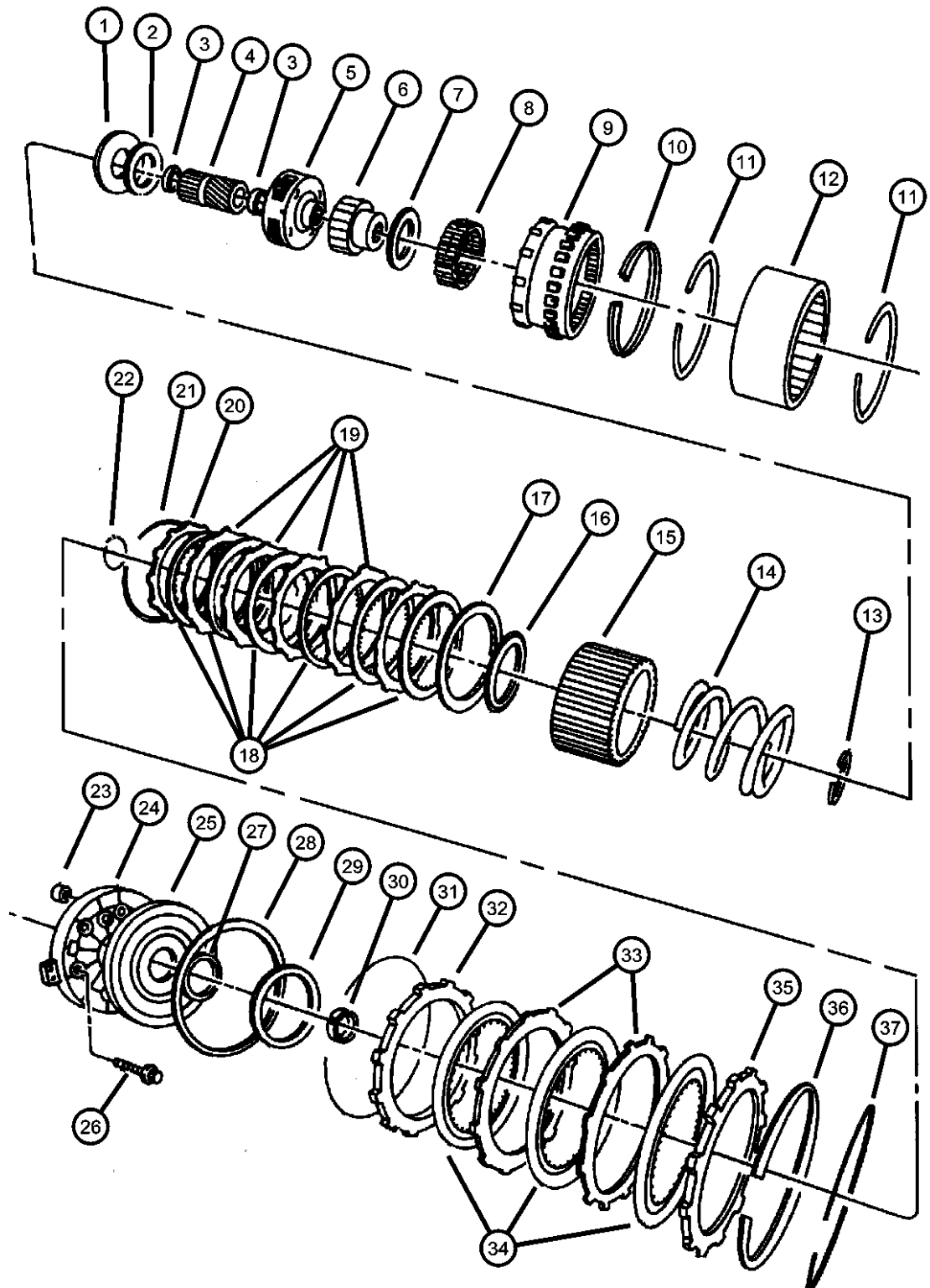
Clutch, Overdrive With Gear Train 42RE (DGK)  
Figure 42RE-1010



ITEM	PART NUMBER	QTY	LINE	SERIES	BODY	ENGINE	TRANS	TRIM	DESCRIPTION
12	04461040	2	T			ER0			Direct Clutch Drum to Annulus, 6" O.D.
		1	J			ER0	DGK		DRUM, Automatic Transmission
13	04461063	1	T			ER0	DGK		Direct Clutch
		1	J			ER0	DGK		SNAP RING, 2.1875 OD
14	04461027	1	T			ER0	DGK		Direct Clutch Spring Plate, 2-3/16" O.D.
		1	J			ER0	DGK		Direct Clutch Spring Plate, 2-3/16" O.D.
15	04461072	1	T			ER0	DGK		SPRING, Direct Clutch
		1	J			ER0	DGK		Direct Clutch Coil
16	04446724	1	T			ER0	DGK		Direct Clutch Coil
		1	J			ER0	DGK		HUB, Direct Clutch
17	04461030	1	T			ER0	DGK		Direct Clutch Spring Sliding
		1	J			ER0	DGK		Direct Clutch Spring Sliding
18	04461042	1	T			ER0	DGK		THRUST BEARING, Overdrive
		1	J			ER0	DGK		O/Drive Clutch Piston, Thrust
19	04461054	1	T			ER0	DGK		O/Drive Clutch Piston, Thrust
		1	J			ER0	DGK		PLATE, Transmission Clutch Reaction
20	04461031	1	T			ER0	DGK		Direct Clutch Pressure
		1	J			ER0	DGK		Direct Clutch Pressure
21		6	T			ER0	DGK		DISC, Direct Clutch
		6	J			ER0	DGK		
22		5	T			ER0	DGK		PLATE, Transmission Clutch Reaction
		5	J			ER0	DGK		Direct Clutch
23		5	T			ER0	DGK		Direct Clutch
		1	J			ER0	DGK		PLATE, Transmission Clutch Reaction
24		1	T			ER0	DGK		Direct Clutch Reaction
		1	J			ER0	DGK		Direct Clutch Reaction
25		1	T			ER0	DGK		SPRING, Direct Clutch
		1	J			ER0	DGK		

GRAND CHEROKEE (ZJ)		BODY		ENGINE		TRANSMISSION	
SERIES	LINE						
L = LOWLINE	T = JEEP - 2WD	74 = SPORT UTILITY 4-DR		ELF = 5.2L V8 MPI Engine		DGK = 4-Spd. Automatic 42RE	
	J = JEEP - 4WD			EML = 5.9L V8 MPI Engine		Transmission	
				ERH = 4.0L Power Tech I-6		DGT = 4-Spd. Automatic 46RE	
				Engine		Transmission	
						DGW = TRANSMISSION - 4-SPD.	
						AUTOMATIC, 44RE	
						DGO = ALL AUTOMATIC	
						TRANSMISSIONS	

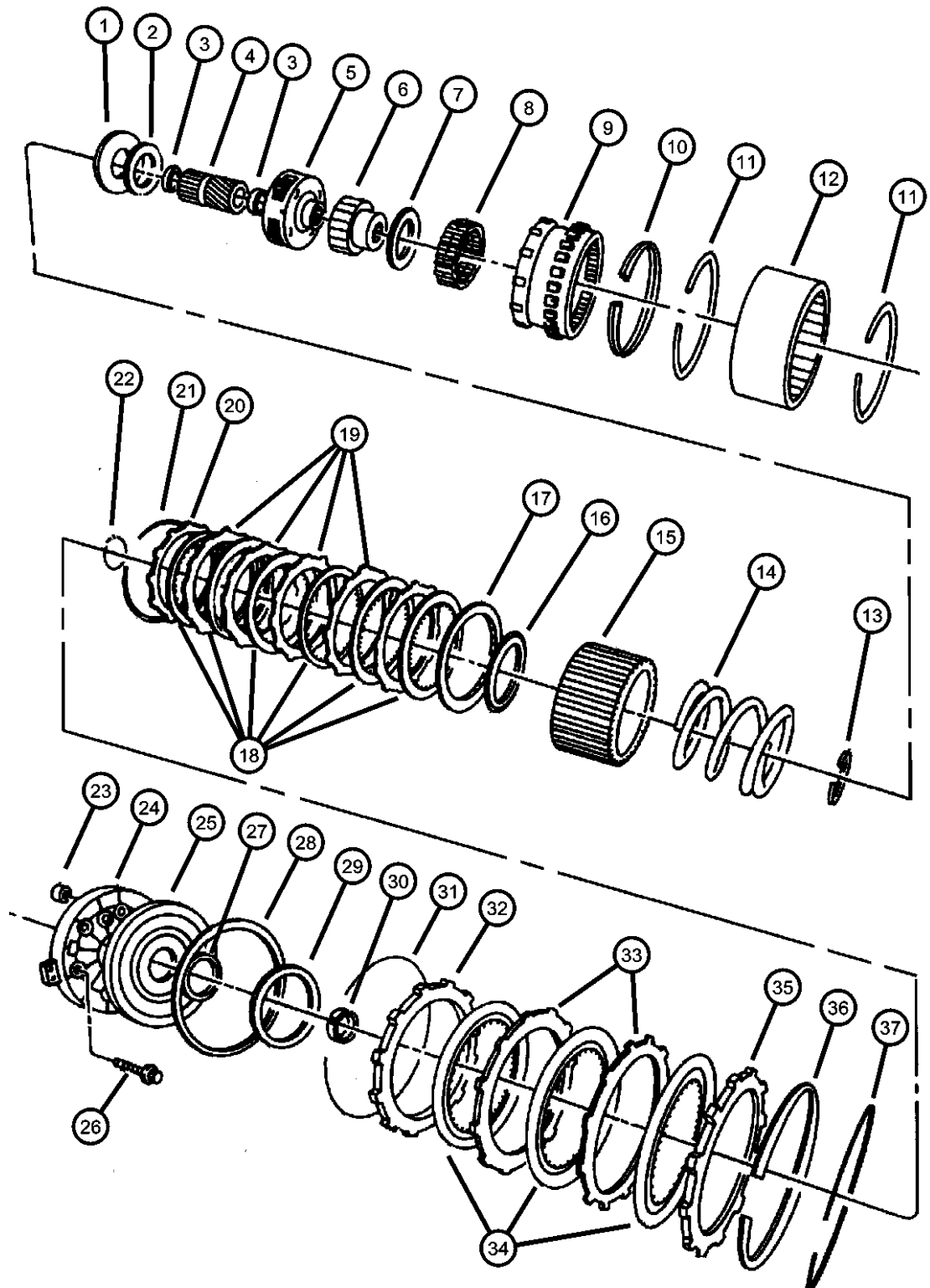
Clutch, Overdrive With Gear Train 42RE (DGK)  
Figure 42RE-1010



ITEM	PART NUMBER	QTY	LINE	SERIES	BODY	ENGINE	TRANS	TRIM	DESCRIPTION
22	04461032	1	J			ER0	DGK		Wave
		1	T			ER0	DGK		Wave
	04461064	1	J			ER0	DGK		SNAP RING, 1.875" OD
23		1	J			ER0	DGK		Direct Clutch Spring Sliding Hub, Round 1-7/8" O.D.
		1	T			ER0	DGK		Direct Clutch Spring Sliding Hub, Round 1-7/8" O.D.
	04412583	1	J			ER0	DGK		FILTER, Overdrive Clutch
24		1	J			ER0	DGK		Piston Retainer
		1	T			ER0	DGK		Piston Retainer
	04617246	1	J			ER0	DGK		RETAINER, Transmission Overdrive Clutch Piston
25		1	J			ER0	DGK		O/Drive Clutch Piston
		1	T			ER0	DGK		O/Drive Clutch Piston
	52118599	1	J			ER0	DGK		PISTON, Overdrive Clutch
26		1	J			ER0	DGK		
		1	T			ER0	DGK		
	06033479	6	J			ER0	DGK		BOLT, Hex Head, .25-28x1-5/8
27		6	J			ER0	DGK		Retainer to Case
		6	T			ER0	DGK		Retainer to Case
	04431697	1	J			ER0	DGK		SEAL, Overdrive Clutch Piston
28		1	J			ER0	DGK		Inner
		1	T			ER0	DGK		Inner
	04431696	1	J			ER0	DGK		SEAL, Overdrive Clutch Piston
29		1	J			ER0	DGK		Outer
		1	T			ER0	DGK		Outer
	04431585	1	J			ER0	DGK		PLATE, Transmission O/Drive Clutch
		1	J			ER0	DGK		.123'-.125' Thick
		1	T			ER0	DGK		.123'-.125' Thick
	04431586	1	J			ER0	DGK		.153'-.170' Thick
		1	J			ER0	DGK		.153'-.170' Thick
		1	T			ER0	DGK		.153'-.170' Thick
	04431587	1	J			ER0	DGK		.183'-.185' Thick
		1	J			ER0	DGK		.183'-.185' Thick
		1	T			ER0	DGK		.183'-.185' Thick

GRAND CHEROKEE (ZJ)		BODY		ENGINE		TRANSMISSION	
SERIES	LINE						
L = LOWLINE	T = JEEP - 2WD	74 = SPORT UTILITY 4-DR		ELF = 5.2L V8 MPI Engine		DGK = 4-Spd. Automatic 42RE	
	J = JEEP - 4WD			EML = 5.9L V8 MPI Engine		Transmission	
				ERH = 4.0L Power Tech I-6 Engine		DGT = 4-Spd. Automatic 46RE	
						Transmission	
						DGW = TRANSMISSION - 4-SPD.	
						AUTOMATIC, 44RE	
						DGO = ALL AUTOMATIC	
						TRANSMISSIONS	

Clutch, Overdrive With Gear Train 42RE (DGK)  
Figure 42RE-1010



ITEM	PART NUMBER	QTY	LINE	SERIES	BODY	ENGINE	TRANS	TRIM	DESCRIPTION
	04431588	1	J			ER0	DGK		.213'-.215' Thick
		1	T			ER0	DGK		.213'-.215' Thick
	04431590	1	J			ER0	DGK		.243'-.245' Thick
		1	T			ER0	DGK		.243'-.245' Thick
	04431731	1	J			ER0	DGK		.138'-.140' Thick
		1	T			ER0	DGK		.138'-.140' Thick
	04431732	1	J			ER0	DGK		.168'-.170' Thick
		1	T			ER0	DGK		.168'-.170' Thick
	04431733	1	J			ER0	DGK		.198'-.200' Thick
		1	T			ER0	DGK		.198'-.200' Thick
	04431734	1	J			ER0	DGK		.228'-.230' Thick
		1	T			ER0	DGK		.228'-.230' Thick
	04431735	1	J			ER0	DGK		
		1	T			ER0	DGK		
30									SPACER, Intermediate Shaft, 1.58mm
	04431916	1	J			ER0	DGK		
		1	T			ER0	DGK		
31									SNAP RING, Overdrive Clutch
	04461082	1	J			ER0	DGK		O/Drive Clutch Pressure Plate, Round 7" O.D.
		1	T			ER0	DGK		O/Drive Clutch Pressure Plate, Round 7" O.D.
32									PLATE, Transmission Clutch Reaction
	04461048	1	J			ER0	DGK		O/Drive Clutch Pressure
		1	T			ER0	DGK		O/Drive Clutch Pressure
33									PLATE, Transmission Clutch Reaction
	04461047	2	J			ER0	DGK		
		2	T			ER0	DGK		O/Drive Clutch Separator
34									DISC, Direct Clutch
	04461181	3	J			ER0	DGK		
		3	T			ER0	DGK		

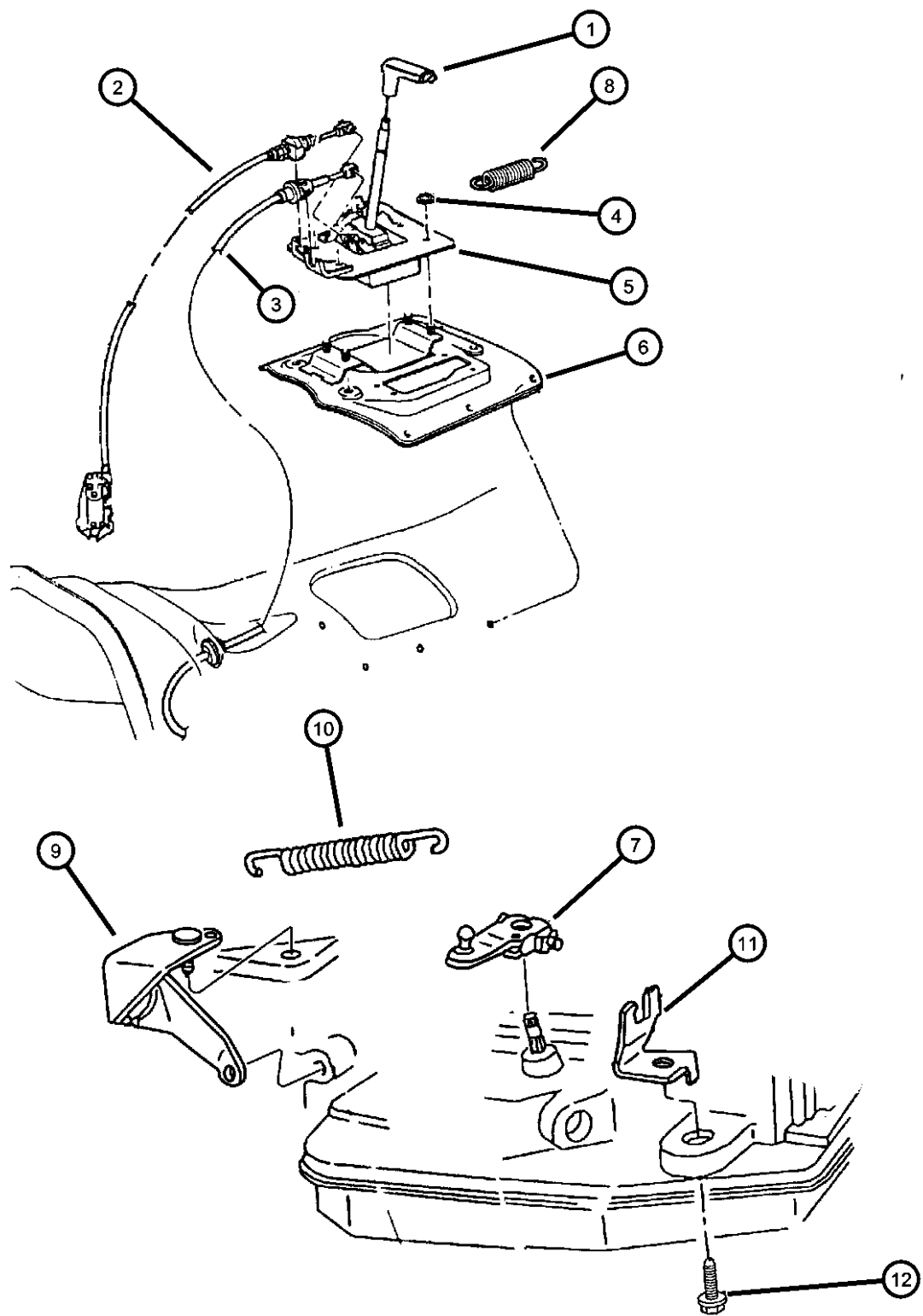
GRAND CHEROKEE (ZJ)		BODY		ENGINE		TRANSMISSION	
SERIES	LINE						
L = LOWLINE	T = JEEP - 2WD J = JEEP - 4WD	74 = SPORT UTILITY 4-DR		ELF = 5.2L V8 MPI Engine EML = 5.9L V8 MPI Engine ERH = 4.0L Power Tech I-6 Engine		DGK = 4-Spd. Automatic 42RE Transmission DGT = 4-Spd. Automatic 46RE Transmission DGW = TRANSMISSION - 4-SPD. AUTOMATIC, 44RE DGO = ALL AUTOMATIC TRANSMISSIONS	

Clutch, Overdrive With Gear Train 42RE (DGK)  
Figure 42RE-1010

ITEM	PART NUMBER	QTY	LINE	SERIES	BODY	ENGINE	TRANS	TRIM	DESCRIPTION
35	04461033	1	J			ER0	DGK		PLATE, Transmission Clutch Reaction
		1	T			ER0	DGK		O/Drive Clutch Reaction
36	04461066	1	J			ER0	DGK		SPRING, Overdrive Clutch
		1	T			ER0	DGK		Wave
37	04461065	1	J			ER0	DGK		SNAP RING, 6.50 OD
		1	T			ER0	DGK		O/Drive Clutch Reaction Plate, 6-1/2" O.D.
									O/Drive Clutch Reaction Plate, 6-1/2" O.D.

GRAND CHEROKEE (ZJ)		BODY		ENGINE		TRANSMISSION	
SERIES	LINE						
L = LOWLINE	T = JEEP - 2WD J = JEEP - 4WD	74 = SPORT UTILITY 4-DR		ELF = 5.2L V8 MPI Engine EML = 5.9L V8 MPI Engine ERH = 4.0L Power Tech I-6 Engine		DGK = 4-Spd. Automatic 42RE Transmission DGT = 4-Spd. Automatic 46RE Transmission DGW = TRANSMISSION - 4-SPD. AUTOMATIC, 44RE DGO = ALL AUTOMATIC TRANSMISSIONS	

Controls, Gearshift 42RE (DGK)  
Figure 42RE-1210



ITEM	PART NUMBER	QTY	LINE	SERIES	BODY	ENGINE	TRANS	TRIM	DESCRIPTION
1	53007750	1				EL0, ER0	DG0		HANDLE, Gearshift
2	52078961	1					DG0		CABLE, Park Interlock
3	52104095	1					DG0		CABLE, Gearshift Control
4	06101695	4							NUT, Hex Flange Lock, M8x1.25
5	52104067	1				EL0, ER0	DG0		HOUSING AND LEVER, Shifter
6									COVER, Gearshift
	55295725	1	J				DG0		
	55295731	1	T				DG0		
7	52078723	1					DG0		LEVER, Throttle Valve
8	53003350	1				EL0, ER0	DG0		SPRING, Pawl Return
9	52078255	1				EL0, ER0	DG0		BRACKET, Shift Cable
10	53009055	1					DG0		SPRING, Throttle Valve Return
11	52078867	1					DG0		BRACKET, Cable
12	00181112	1					DG0		SCREW AND WASHER, .375-16x1.00

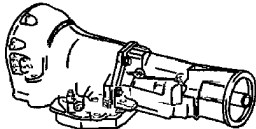
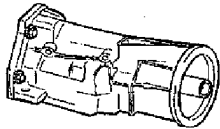
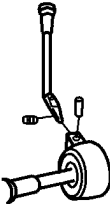
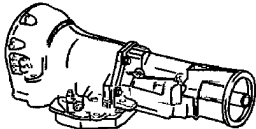


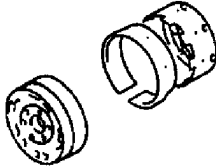

GRAND CHEROKEE (ZJ)		BODY		ENGINE	TRANSMISSION
SERIES	LINE				
L = LOWLINE	T = JEEP - 2WD J = JEEP - 4WD	74 = SPORT UTILITY 4-DR		ELF = 5.2L V8 MPI Engine EML = 5.9L V8 MPI Engine ERH = 4.0L Power Tech I-6 Engine	DGK = 4-Spd. Automatic 42RE Transmission DGT = 4-Spd. Automatic 46RE Transmission DGW = TRANSMISSION - 4-SPD. AUTOMATIC, 44RE DGO = ALL AUTOMATIC TRANSMISSIONS

# Group - 44RE

## Automatic Transmission 4 Speed

### Group - 44RE Automatic Transmission 4 Speed

Illustration Title Group-Fig. No.

<b>44RE-100</b> Transmission Assembly 	<b>44RE-1000</b> Overdrive Gear Train 	<b>44RE-1200</b> Gearshift Controls 	<b>44RE-200</b> Case and Extension 
<b>44RE-300</b> Oil Pump 	<b>44RE-400</b> Gear Train 	<b>44RE-500</b> Bands, Reverse and Kickdown 	<b>44RE-700</b> Valve Body 

#### Transmission Assembly

Transmission ..... Fig. 44RE - 110

#### Case and Extension

Case and Related Parts 44RE (DGW) ..... Fig. 44RE - 210

Adapter 44RE (DGW)..... Fig. 44RE - 220

#### Oil Pump

Pump, Oil With Reaction Shaft 44RE (DGW) ..... Fig. 44RE - 310

#### Gear Train

Clutch, Front And Rear 44RE (DGW) ..... Fig. 44RE - 410

Gear Train 44RE (DGW) ..... Fig. 44RE - 420

Output Shaft 44RE (DGW) ..... Fig. 44RE - 430

#### Bands, Reverse and Kickdown

Bands 44RE (DGW) ..... Fig. 44RE - 510

#### Valve Body

Valve Body 44RE (DGW)..... Fig. 44RE - 710

Servos 44RE (DGW)..... Fig. 44RE - 720

Parking Sprag 44RE (DGW) ..... Fig. 44RE - 730


#### Overdrive Gear Train

Clutch 44RE (DGW) ..... Fig. 44RE - 1010

#### Gearshift Controls

Controls 44RE (DGW) ..... Fig. 44RE - 1210

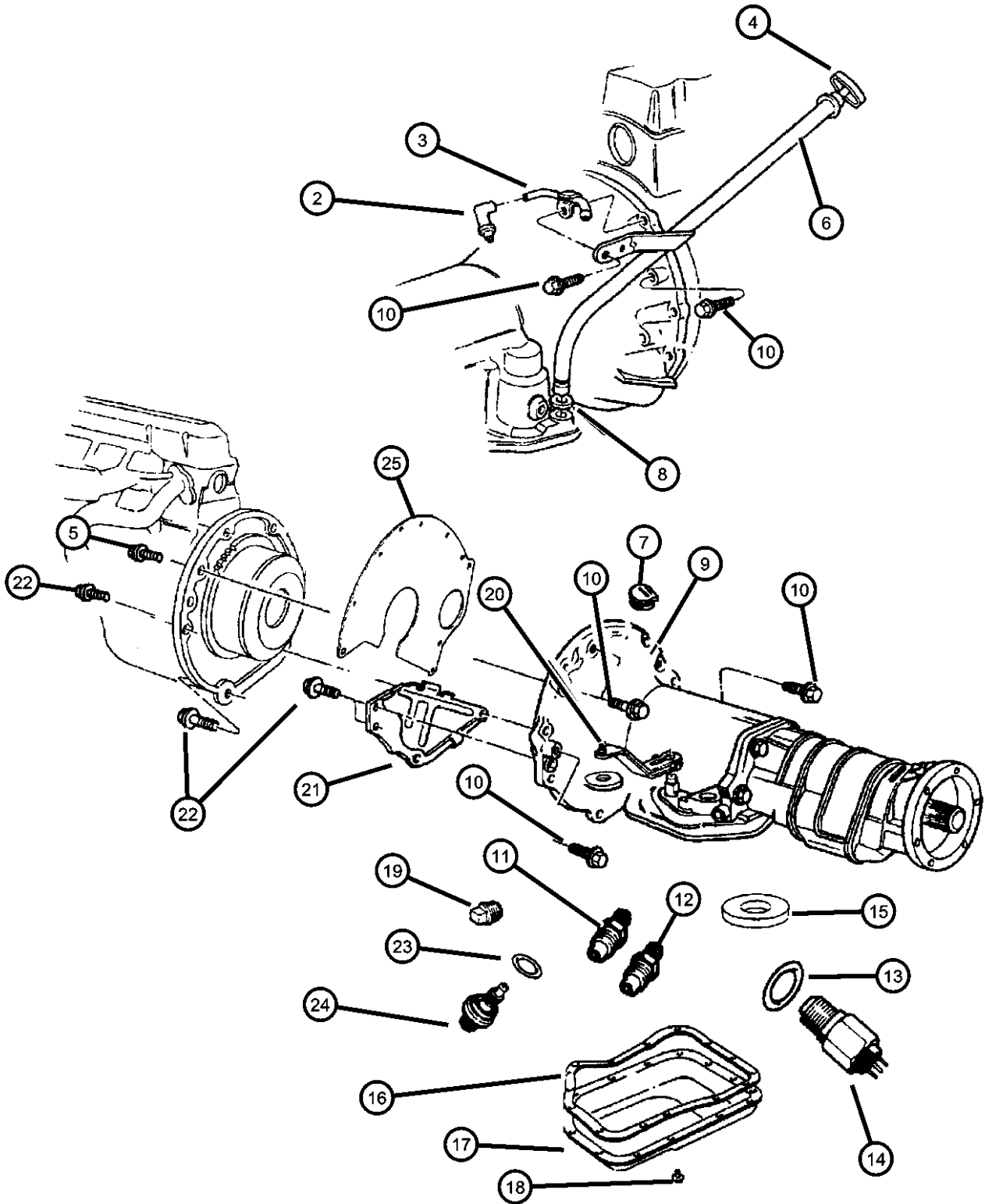
Transmission  
Figure 44RE-110



ITEM	PART NUMBER	QTY	LINE	SERIES	BODY	ENGINE	TRANS	TRIM	DESCRIPTION
1	05003190AA	1	J			EL0	DGW		TRANSMISSION PACKAGE
	R5003190AC								52119522 (Package Contains
	05003190AC	1	J			EL0	DGW		52119522 Transmission,
									K4736599 Converter, K1949765
									Screw)
	05003191AA	1	T			EL0	DGW		Mopar Remanufactured Part
	R5003191AC								52119522AC (Package Contains
									52119522AC Transmission,
									K4736599 Converter, K1949765
									Screw)
									52119802AA(Package Contains
									52119802AA Transmission,
									K4736599 Converter, K1949765
									Screws.
									Mopar Remanufactured Part
-2									OVERDRIVE
	52118151	1	T			EL0	DGW		52119802AA
	R2118151								Mopar Remanufactured Part
	52118155	1	J			EL0	DGW		52119522
	R2118155								Mopar Remanufactured Part
	U2118155								Mopar Remanufactured Part
		1	J			EL0	DGW		52119522AC
	R2118155								Mopar Remanufactured Part
	U2118155								Mopar Remanufactured Part

GRAND CHEROKEE (ZJ)		BODY		ENGINE	TRANSMISSION
SERIES	LINE				
L = LOWLINE	T = JEEP - 2WD J = JEEP - 4WD	74 = SPORT UTILITY 4-DR		ELF = 5.2L V8 MPI Engine EML = 5.9L V8 MPI Engine ERH = 4.0L Power Tech I-6 Engine	DGK = 4-Spd. Automatic 42RE Transmission DGT = 4-Spd. Automatic 46RE Transmission DGW = TRANSMISSION - 4-SPD. AUTOMATIC, 44RE DGO = ALL AUTOMATIC TRANSMISSIONS

Case and Related Parts 44RE (DGW)  
Figure 44RE-210

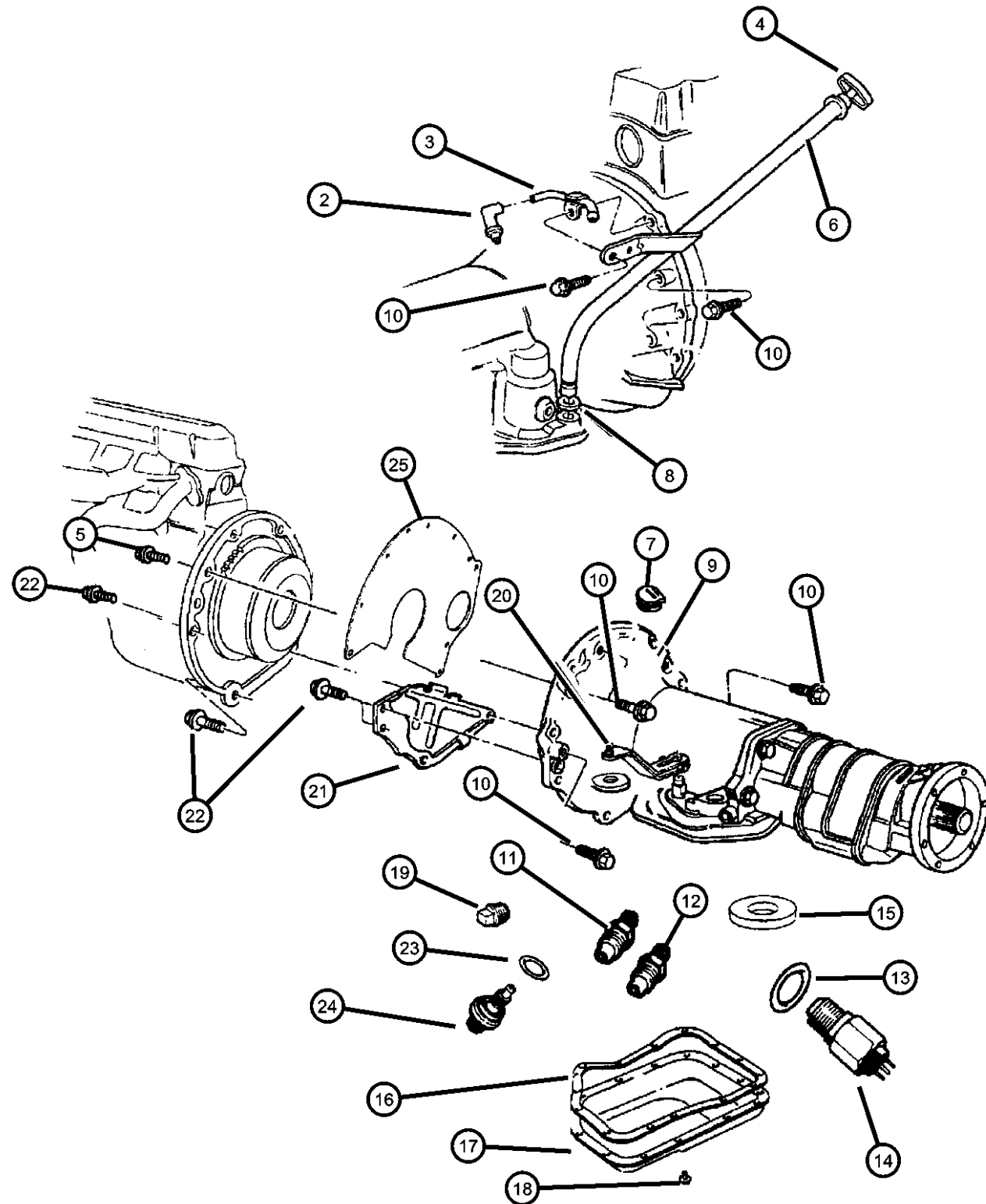


ITEM	PART NUMBER	QTY	LINE	SERIES	BODY	ENGINE	TRANS	TRIM	DESCRIPTION
-1									SEAL AND GASKET PACKAGE, Transmission
	04863907	1	T			EL0	DGW		
	04863907AC	1	J			EL0	DGW		52119522
		1	J			EL0	DGW		52119522AC
2	52097701	1	J						FILTER, Transfer Case Oil
3	53004828	1	J						TUBE, Transfer Case Vent
4	52118641	1					DG0		INDICATOR, Transmission Fluid Level
5	06024473	2				EL0, EM0	DG0		SCREW AND WASHER, Hex Head, .437-14x2.00
6	52118626	1				EL0	DG0		TUBE, Oil Filler
7	52117709	1				EL0, EM0			GROMMET, Timing Probe
8	52118629	1					DG0		SEAL, Oil Filler Tube
9									CASE, Transmission
	52118482	1	J			EL0	DGW		52119522
		1	T			EL0	DGW		
		1	J			EL0	DGW		52119522AC
10	06022266	4				EL0, EM0	DG0		SCREW, Hex Head, .375-16x1.5
11									CONNECTOR, Oil Cooler Tube, .375 Tube x .25 Thread
	52028471	1	J			EL0	DGW		52119522
		1	T			EL0	DGW		
		1	J			EL0	DGW		52119522 AC
12									NUT, Inverted Flare, .62-18
	06033879	1	J			EL0	DGW		52119522
		1	T			EL0	DGW		
		1	J			EL0	DGW		52119522AC
13	02408143	1					DG0		WASHER, Switch
14									SWITCH, Neutral, Safety, Back Up
	56028181	1	J			EL0	DGW		52119522
		1	T			EL0	DGW		
		1	J			EL0	DGW		52119522 AC
15									MAGNET, Transmission
	03681601	1	J			EL0	DGW		52119522

GRAND CHEROKEE (ZJ)		BODY		ENGINE		TRANSMISSION	
SERIES	LINE						
L = LOWLINE	T = JEEP - 2WD	74 = SPORT UTILITY 4-DR		ELF = 5.2L V8 MPI Engine		DGK = 4-Spd. Automatic 42RE	
	J = JEEP - 4WD			EML = 5.9L V8 MPI Engine		Transmission	
				ERH = 4.0L Power Tech I-6 Engine		DGT = 4-Spd. Automatic 46RE	
						Transmission	
						DGW = TRANSMISSION - 4-SPD.	
						AUTOMATIC, 44RE	
						DGO = ALL AUTOMATIC	
						TRANSMISSIONS	



Case and Related Parts 44RE (DGW)  
Figure 44RE-210



ITEM	PART NUMBER	QTY	LINE	SERIES	BODY	ENGINE	TRANS	TRIM	DESCRIPTION
16	04295875	1	T			EL0	DGW		
		1	J			EL0	DGW		52119522 AC
									GASKET, Oil Pan
									52119522
17	52118779	1	J			EL0	DGW		52119522 AC
		1	T			EL0	DGW		PAN, Transmission Oil
		1	J			EL0	DGW		52119522
		1	J			EL0	DGW		52119522 AC
18	04723548	12	J			EL0	DGW		SCREW AND WASHER, Hex Head, .312-18x.625
		12	T			EL0	DGW		52119522
		12	J			EL0	DGW		52119522AC
									PLUG, Pressure Check
19	06028095	1	T			EL0	DGW		
		1	J			EL0	DGW		52119522 , 1/8-27 Pipe
		1	J			EL0	DGW		52119522AC
							DG0		LEVER, Manual Control
20	52079168AB	1					DG0		COVER, Transmission Dust
21	52117556	1				EL0, EM0	DG0		SCREW AND WASHER, Hex Head, .25-20x.50
22	06023092	4				EL0, EM0	DG0		O RING, Trans Speed Sensor
23	06501658AB	1	T			EL0	DGW		
		1	J			EL0	DGW		52119522
		1	J			EL0	DGW		52119522 AC
24	04412879	1	J			EL0	DGW		SENSOR, Transmission Output Speed
		1	T			EL0	DGW		52119522
		1	J			EL0	DGW		52119522 AC
		1	J			EL0	DGW		52119522 AC
25	J3237847	1				ER0	DG0		SPACER, Clutch Housing

GRAND CHEROKEE (ZJ)

SERIES LINE  
L = LOWLINE T = JEEP - 2WD  
J = JEEP - 4WD

BODY  
74 = SPORT UTILITY 4-DR

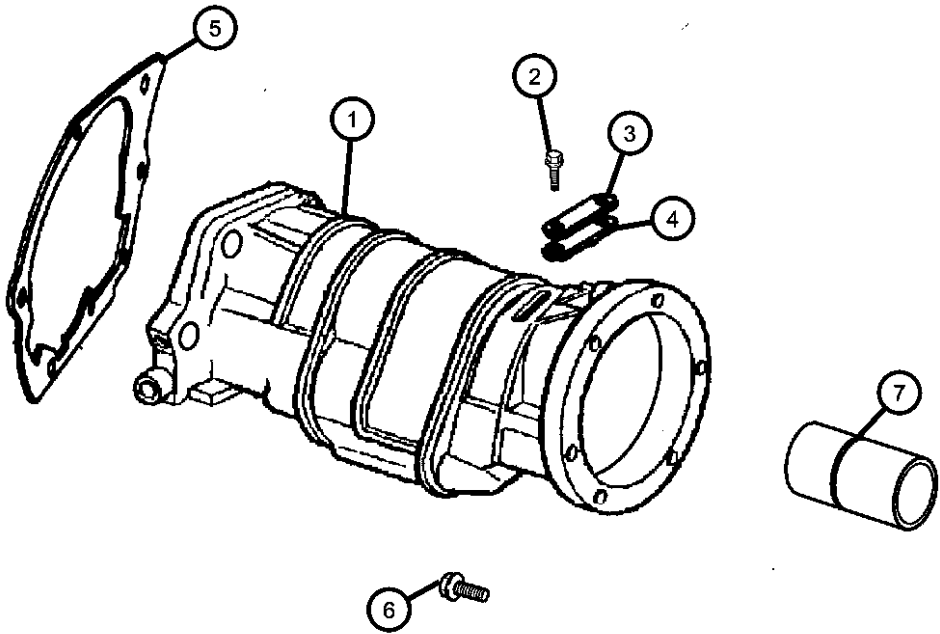
ENGINE  
ELF = 5.2L V8 MPI Engine  
EML = 5.9L V8 MPI Engine  
ERH = 4.0L Power Tech I-6 Engine

TRANSMISSION  
DGK = 4-Spd. Automatic 42RE Transmission  
DGT = 4-Spd. Automatic 46RE Transmission  
DGW = TRANSMISSION - 4-SPD. AUTOMATIC, 44RE  
DGO = ALL AUTOMATIC TRANSMISSIONS

AR = use ase required - = Non illustrated part

1998 ZJ

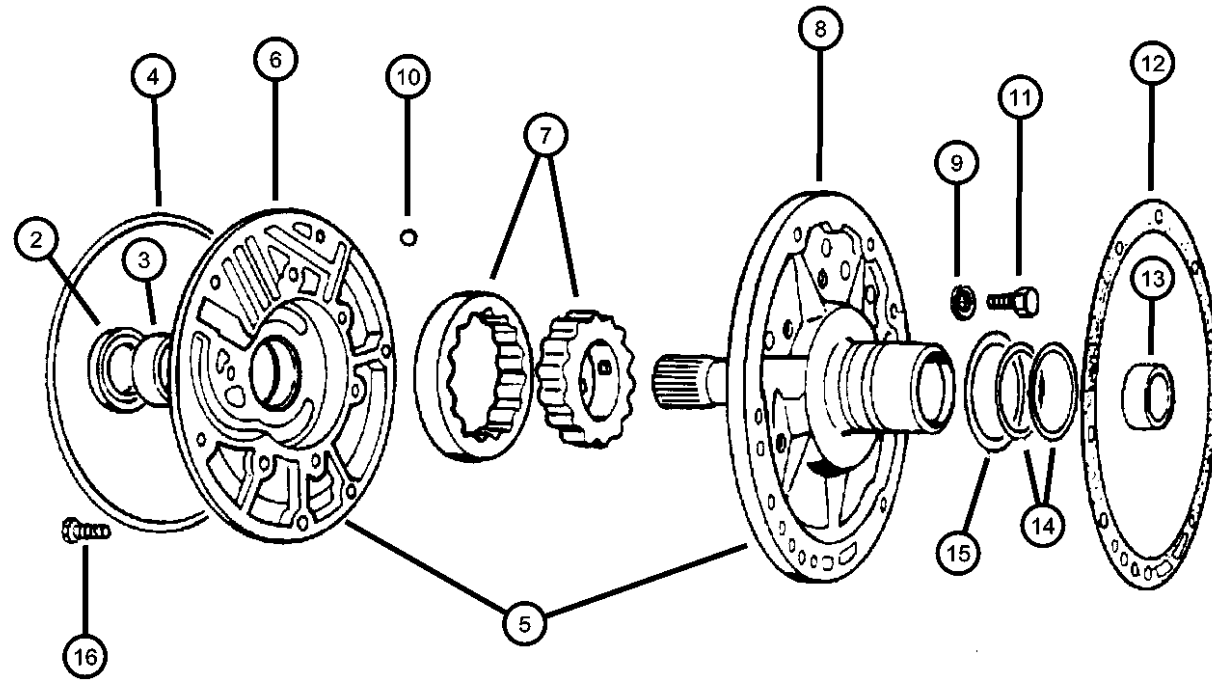
Adapter 44RE (DGW)  
Figure 44RE-220



ITEM	PART NUMBER	QTY	LINE	SERIES	BODY	ENGINE	TRANS	TRIM	DESCRIPTION
1	04797342	1	J			EL0	DGW		ADAPTER, Transfer Case
		1	J			EL0	DGW		52119522
2		1							SCREW, 1/4-20 x 5/8", (NOT SERVICED),
3	02466957	1	J			EL0	DGW		COVER, Transmission Converter
		1	T			EL0	DGW		52119522
		1	J			EL0	DGW		52119522 AC
4	02801398	1	J			EL0	DGW		GASKET, Transmission
		1	T			EL0	DGW		52119522
		1	J			EL0	DGW		52119522 AC
5	04471564	1	J			EL0	DGW		GASKET, Overdrive Piston Retainer
		1	T			EL0	DGW		52119522
		1	J			EL0	DGW		52119522 AC
6	06033745	7	J			EL0	DGW		SCREW, Hex Flange Head, .375-16x1.44
		7	T			EL0	DGW		
7	04269956	1	J			EL0	DGW		SEAL, Adapter, 52119522
-8	04461184	1	T			EL0	DGW		CASE, Transmission Rear

GRAND CHEROKEE (ZJ)		BODY		ENGINE		TRANSMISSION	
SERIES	LINE						
L = LOWLINE	T = JEEP - 2WD J = JEEP - 4WD	74 = SPORT UTILITY 4-DR		ELF = 5.2L V8 MPI Engine EML = 5.9L V8 MPI Engine ERH = 4.0L Power Tech I-6 Engine		DGK = 4-Spd. Automatic 42RE Transmission DGT = 4-Spd. Automatic 46RE Transmission DGW = TRANSMISSION - 4-SPD. AUTOMATIC, 44RE DGO = ALL AUTOMATIC TRANSMISSIONS	

Pump, Oil With Reaction Shaft 44RE (DGW)  
Figure 44RE-310



ITEM	PART NUMBER	QTY	LINE	SERIES	BODY	ENGINE	TRANS	TRIM	DESCRIPTION
-1									GASKET AND SEAL PACKAGE, Transmission Oil Pump
	04713108	1	J			EL0	DGW		52119522
	04713108AB	1	J			EL0	DGW		52119522AC
2									SEAL, Impeller Hub, 57.25mm OD
	04412475	1	J			EL0	DGW		52119522
		1	T			EL0	DGW		
		1	J			EL0	DGW		52119522AC
3									BUSHING, Front Pump
	01853595	1	J			EL0	DGW		52119522AC
	02466796	1	J			EL0	DGW		52119522
		1	T			EL0	DGW		
4									SEAL, Front Pump Housing
	02204709	1	J			EL0	DGW		52119522
		1	T			EL0	DGW		
		1	J			EL0	DGW		52119522AC
5									PUMP, Transmission Oil
	04778552	1	J			EL0	DGW		52119522
		1	T			EL0	DGW		
		1	J			EL0	DGW		52119522AC
6		1							HOUSING, Pump, (NOT SERVICED),
7		1							ROTOR SET, Oil Pump, (NOT SERVICED)
8		1							SHAFT, Oil Pump, (NOT SERVICED)
9		1							WASHER, Lock, (NOT SERVICED)
10									BALL, Valve Body Check
	00104918	1	T			EL0	DGW		
		1	J			EL0	DGW		52119522
	00147485	1	J			EL0	DGW		52119522AC
11									SCREW, Hex Head, .312-18x.687
	00179815	6	J			EL0	DGW		52119522
		6	T			EL0	DGW		
		6	J			EL0	DGW		52119522AC

GRAND CHEROKEE (ZJ)

SERIES LINE  
L = LOWLINE T = JEEP - 2WD  
J = JEEP - 4WD

BODY  
74 = SPORT UTILITY 4-DR

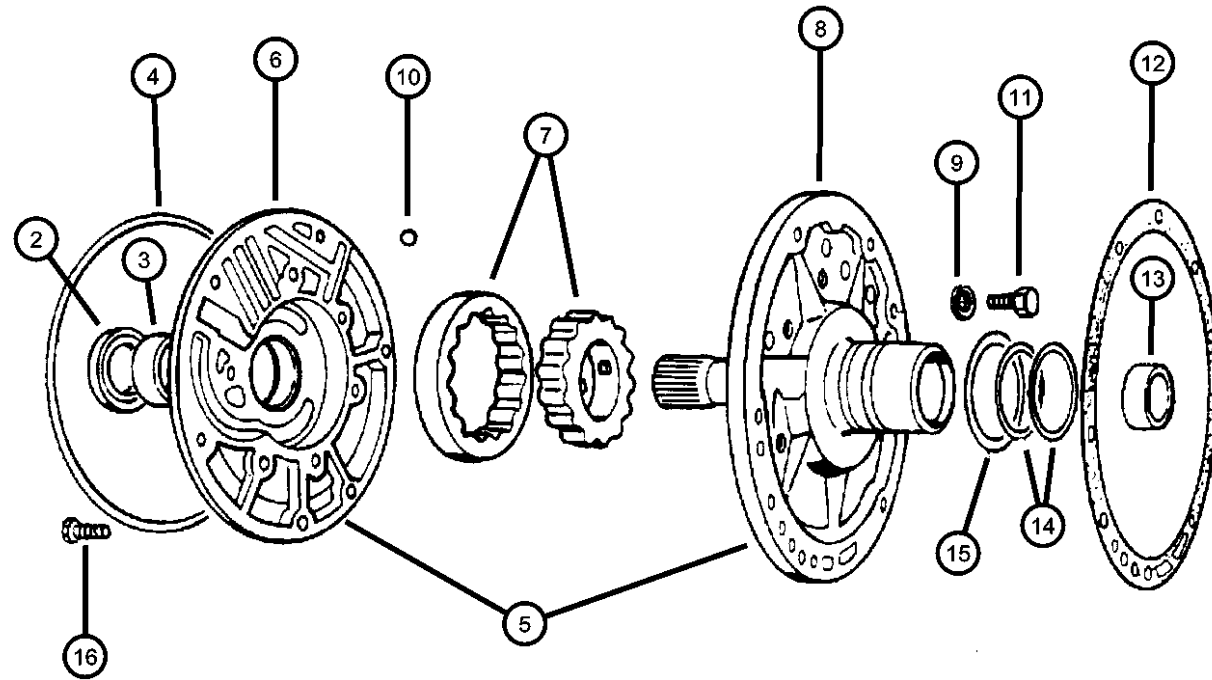
ENGINE  
ELF = 5.2L V8 MPI Engine  
EML = 5.9L V8 MPI Engine  
ERH = 4.0L Power Tech I-6 Engine

TRANSMISSION  
DGK = 4-Spd. Automatic 42RE Transmission  
DGT = 4-Spd. Automatic 46RE Transmission  
DGW = TRANSMISSION - 4-SPD. AUTOMATIC, 44RE  
DGO = ALL AUTOMATIC TRANSMISSIONS

AR = use ase required - = Non illustrated part

1998 ZJ

Pump, Oil With Reaction Shaft 44RE (DGW)  
Figure 44RE-310



ITEM	PART NUMBER	QTY	LINE	SERIES	BODY	ENGINE	TRANS	TRIM	DESCRIPTION
12	52118266	1	J			EL0	DGW		GASKET, Transmission Oil Pump
		1	T			EL0	DGW		52119522
		1	J			EL0	DGW		52119522AC
13	04028545	1	J			EL0	DGW		BUSHING, Reaction Shaft
	04058635	1	J			EL0	DGW		52119522AC
		1	T			EL0	DGW		52119522
14	04471874	2	J			EL0	DGW		SEAL, Ring Reaction Support, 2
		2	T			EL0	DGW		1/16 O.D.
		1	J			EL0	DGW		52119522
15	04617786	1	J			EL0	DGW		THRUST WASHER, Front Clutch
		1	T			EL0	DGW		52119522
		1	J			EL0	DGW		52119522AC
16	06023943	6	J			EL0	DGW		SCREW AND WASHER, Hex
		6	T			EL0	DGW		Flange Head, .312-18x1.375
		6	J			EL0	DGW		52119522
									52119522AC

GRAND CHEROKEE (ZJ)

SERIES LINE  
L = LOWLINE T = JEEP - 2WD  
J = JEEP - 4WD

BODY  
74 = SPORT UTILITY 4-DR

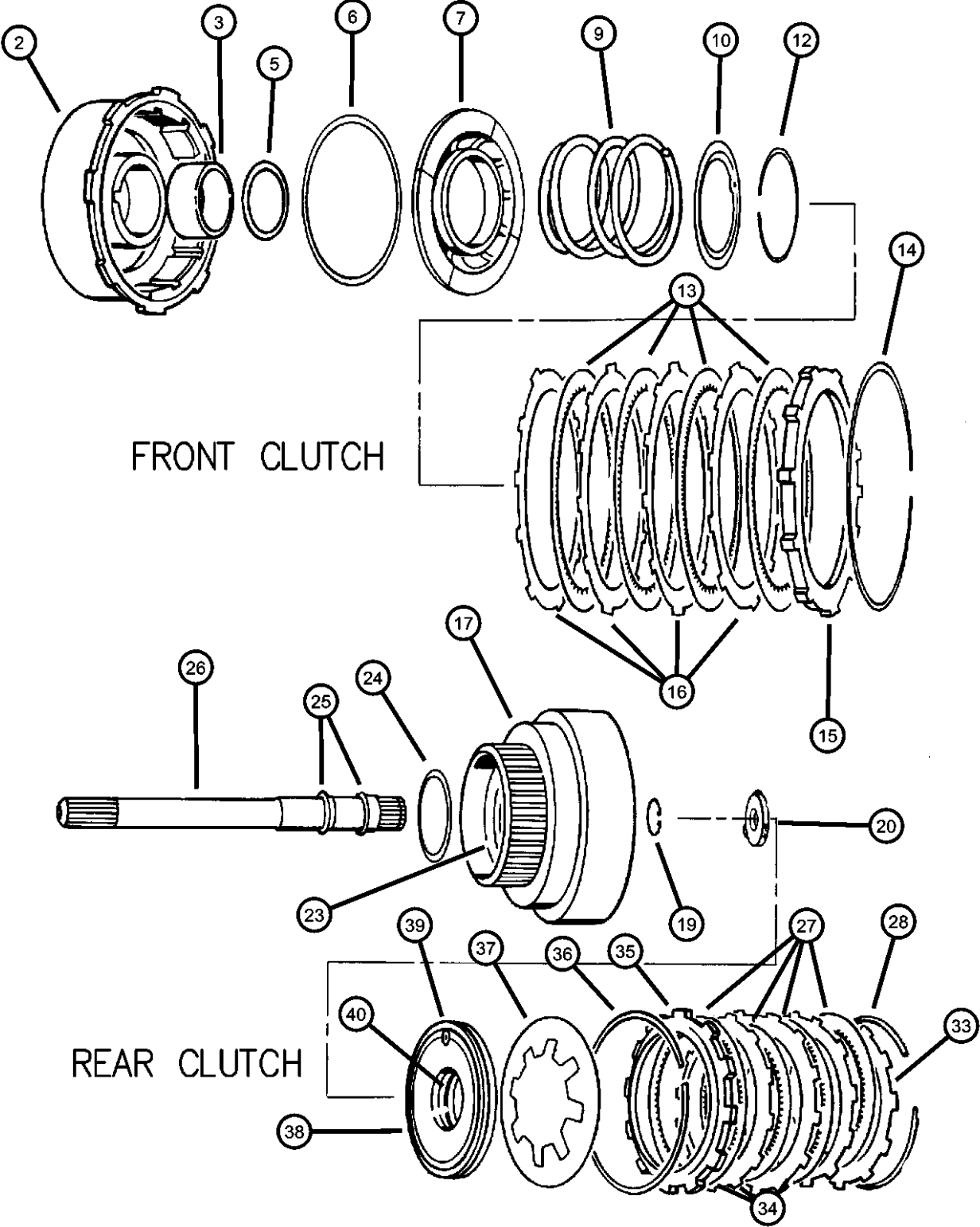
ENGINE  
ELF = 5.2L V8 MPI Engine  
EML = 5.9L V8 MPI Engine  
ERH = 4.0L Power Tech I-6 Engine

TRANSMISSION  
DGK = 4-Spd. Automatic 42RE Transmission  
DGT = 4-Spd. Automatic 46RE Transmission  
DGW = TRANSMISSION - 4-SPD. AUTOMATIC, 44RE  
DGO = ALL AUTOMATIC TRANSMISSIONS

AR = use ase required - = Non illustrated part

1998 ZJ

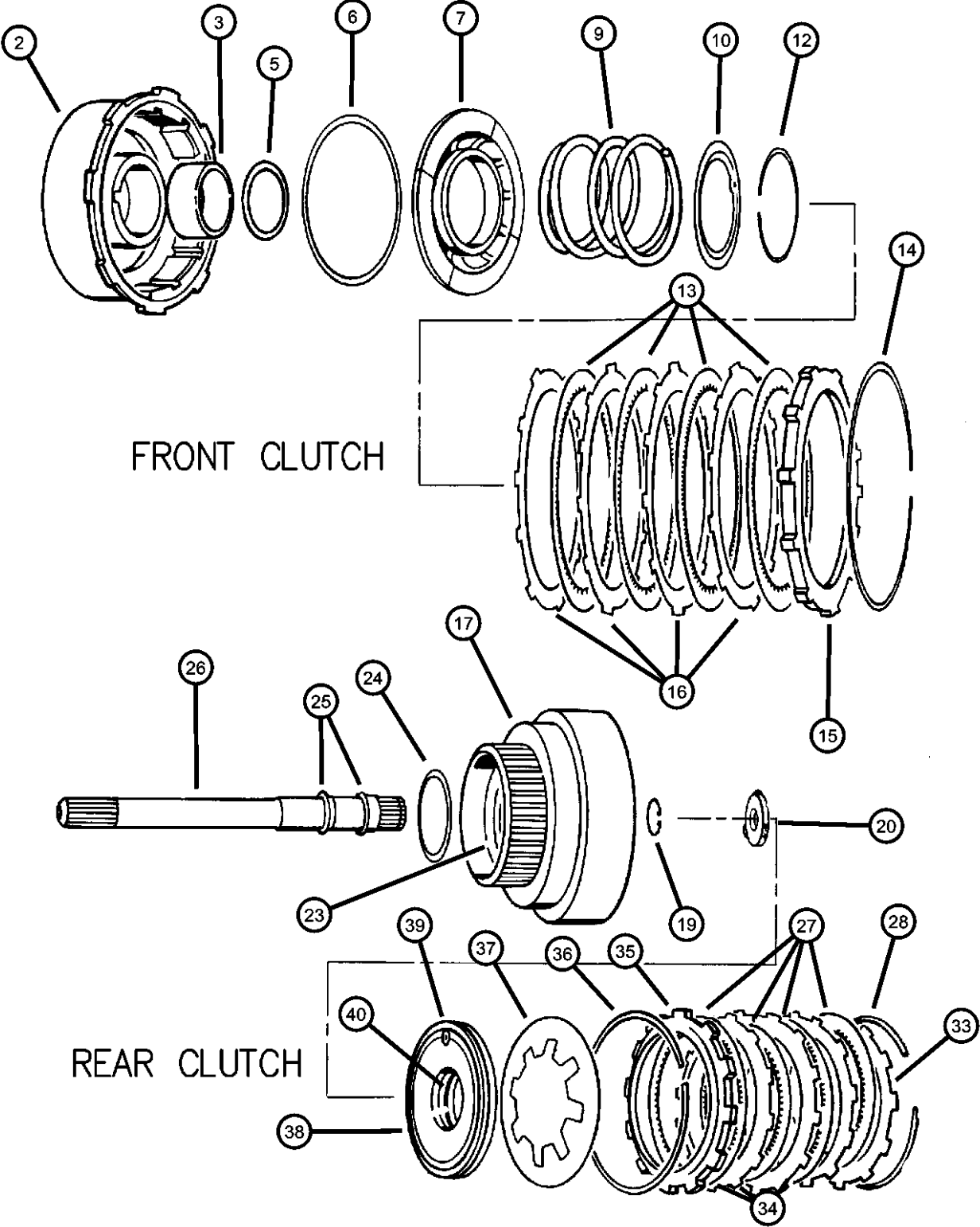
Clutch, Front And Rear 44RE (DGW)  
Figure 44RE-410



ITEM	PART NUMBER	QTY	LINE	SERIES	BODY	ENGINE	TRANS	TRIM	DESCRIPTION
-1									SEAL PACKAGE, Transmission Clutch
	05252926	1	J			EL0	DGW		52119522
		1	J			EL0	DGW		52119522 AC
2									RETAINER, Transmission Front Clutch
	04617153	1	J			EL0	DGW		52119522
		1	T			EL0	DGW		
3									BUSHING, Front Clutch
	04617157	1	J			EL0	DGW		52119522
		1	T			EL0	DGW		
-4									BUSHING, Rear Clutch
	04617159	1	J			EL0	DGW		52119522
		1	T			EL0	DGW		
5									SEAL, Front Clutch Piston
	03515176	1	J			EL0	DGW		52119522
		1	T			EL0	DGW		
		1	J			EL0	DGW		52119522AC
6									SEAL, Front Piston Clutch
	04058487	1	J			EL0	DGW		52119522
		1	T			EL0	DGW		
		1	J			EL0	DGW		52119522 AC
7									PISTON, Clutch
	04617154	1	J			EL0	DGW		52119522
		1	T			EL0	DGW		
		1	J			EL0	DGW		52119522 AC
-8									CHECK BALL, Dia-.187
	00147483	1	T			EL0	DGW		
		1	J			EL0	DGW		52119522
		1	J			EL0	DGW		52119522AC
9									SPRING, Front Clutch
	03515054	1	T			EL0	DGW		
	04329809	1	J			EL0	DGW		52119522AC

GRAND CHEROKEE (ZJ)		BODY		ENGINE		TRANSMISSION	
SERIES	LINE						
L = LOWLINE	T = JEEP - 2WD	74 = SPORT UTILITY 4-DR		ELF = 5.2L V8 MPI Engine		DGK = 4-Spd. Automatic 42RE	
	J = JEEP - 4WD			EML = 5.9L V8 MPI Engine		Transmission	
				ERH = 4.0L Power Tech I-6 Engine		DGT = 4-Spd. Automatic 46RE	
						Transmission	
						DGW = TRANSMISSION - 4-SPD.	
						AUTOMATIC, 44RE	
						DGO = ALL AUTOMATIC	
						TRANSMISSIONS	

Clutch, Front And Rear 44RE (DGW)  
Figure 44RE-410



ITEM	PART NUMBER	QTY	LINE	SERIES	BODY	ENGINE	TRANS	TRIM	DESCRIPTION
10	04617516	1	J			EL0	DGW		RETAINER, Transmission Front Clutch Piston Spring 52119522
		1	T			EL0	DGW		
-11	00147483	1	J			EL0	DGW		CHECK BALL, Dia-.187 52119522
		1	T			EL0	DGW		
		1	J			EL0	DGW		52119522AC
12	01942400	1	J			EL0	DGW		SNAP RING 52119522
		1	T			EL0	DGW		
		1	J			EL0	DGW		52119522AC
13	04617362	5	J			EL0	DGW		DISC, Direct Clutch 52119522
		5	T			EL0	DGW		
		5	J			EL0	DGW		52119522AC
14	03410571	1	J			EL0	DGW		SNAP RING 52119522
		1	T			EL0	DGW		
		1	J			EL0	DGW		52119522AC
15	04617176	1	J			EL0	DGW		PLATE, Transmission Clutch Reaction 52119522
		1	T			EL0	DGW		
		1	J			EL0	DGW		52119522AC
16	01942403AB	5	J			EL0	DGW		PLATE, Clutch Separator 52119522
		5	T			EL0	DGW		
		5	J			EL0	DGW		52119522 AC
17	04505199	1	J			EL0	DGW		RETAINER, Transmission Rear Clutch 52119522
		1	T			EL0	DGW		
		1	J			EL0	DGW		52119522AC

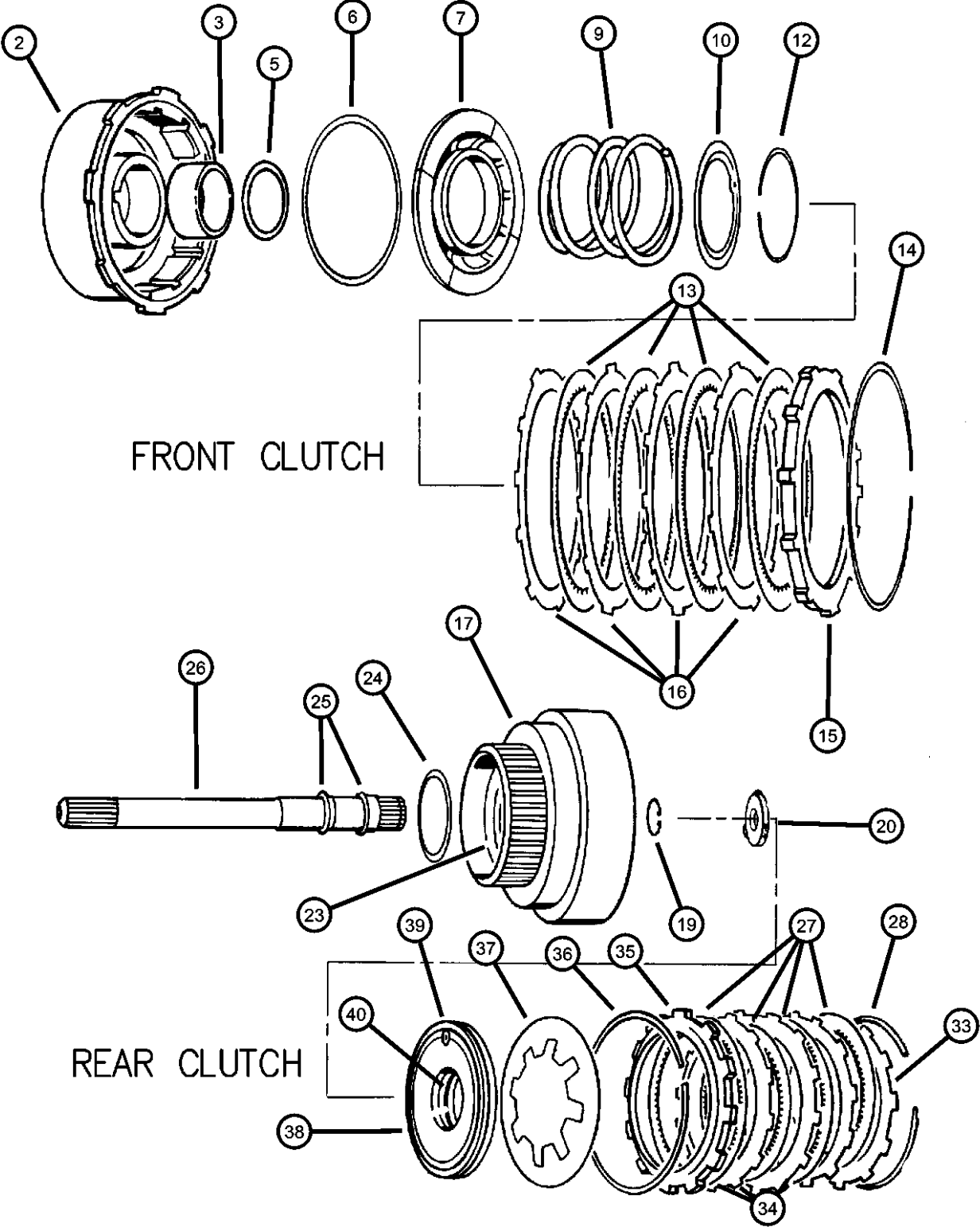
GRAND CHEROKEE (ZJ)  
SERIES LINE  
L = LOWLINE T = JEEP - 2WD  
J = JEEP - 4WD

BODY  
74 = SPORT UTILITY 4-DR

ENGINE  
ELF = 5.2L V8 MPI Engine  
EML = 5.9L V8 MPI Engine  
ERH = 4.0L Power Tech I-6 Engine

TRANSMISSION  
DGK = 4-Spd. Automatic 42RE Transmission  
DGT = 4-Spd. Automatic 46RE Transmission  
DGW = TRANSMISSION - 4-SPD. AUTOMATIC, 44RE  
DGO = ALL AUTOMATIC TRANSMISSIONS

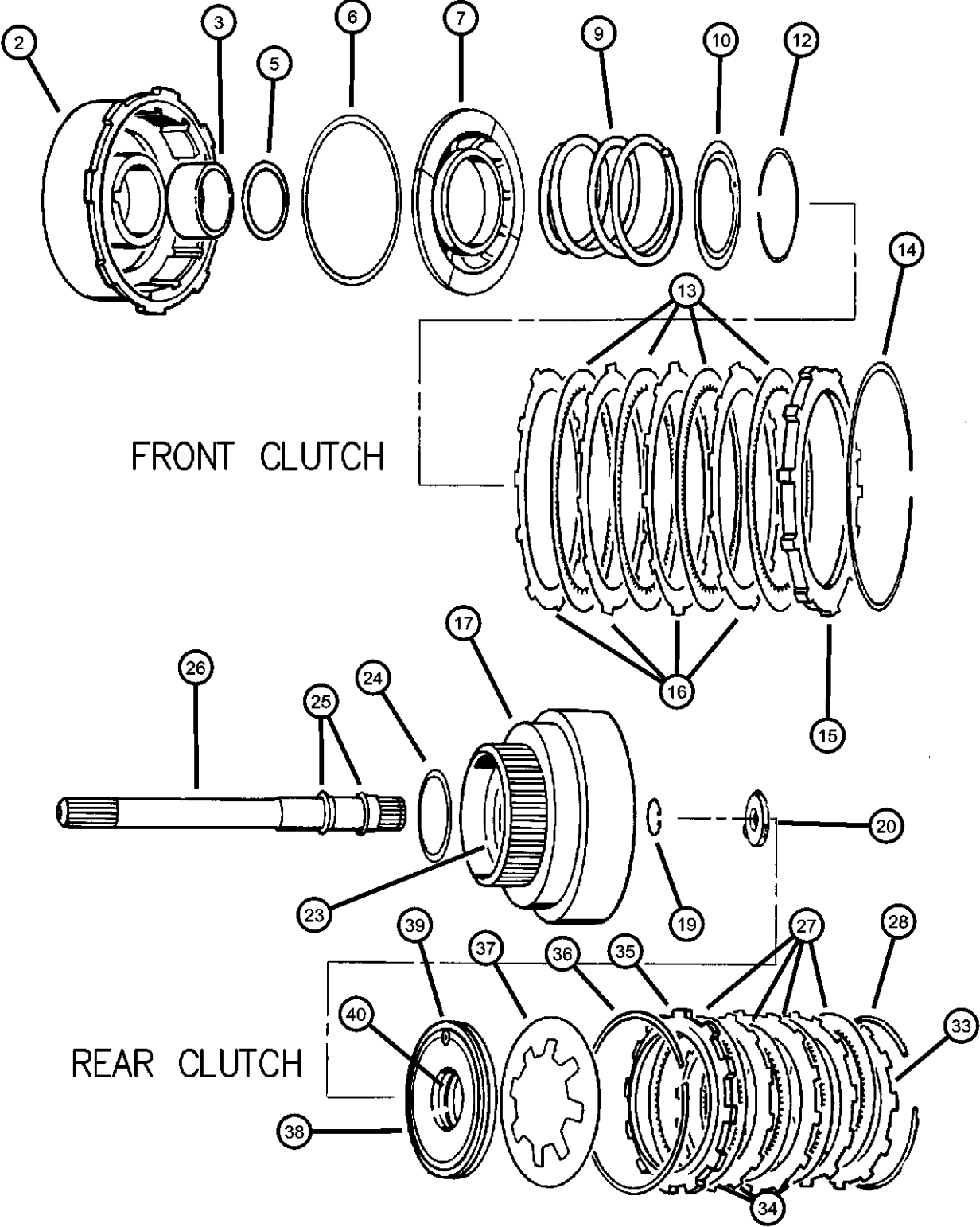
Clutch, Front And Rear 44RE (DGW)  
Figure 44RE-410



ITEM	PART NUMBER	QTY	LINE	SERIES	BODY	ENGINE	TRANS	TRIM	DESCRIPTION
-18	00147483	1	J			EL0	DGW		CHECK BALL, Dia-.187
		1	T			EL0	DGW		52119522
		1	J			EL0	DGW		52119522AC
19	06022859	1	J			EL0	DGW		SNAP RING, .890625
		1	T			EL0	DGW		52119522
		1	J			EL0	DGW		52119522AC
20	04505185	1	J			EL0	DGW		THRUST WASHER, Output Shaft, Gray .052
		1	T			EL0	DGW		52119522
		1	J			EL0	DGW		52119522AC
-21	04505186	1	J			EL0	DGW		THRUST WASHER, Output Shaft, Red .068
		1	T			EL0	DGW		52119522
		1	J			EL0	DGW		52119522AC
-22	04505187	1	J			EL0	DGW		THRUST WASHER, Output Shaft, Green .083
		1	T			EL0	DGW		52119522
		1	J			EL0	DGW		52119522AC
23	04617063	1	J			EL0	DGW		SEAL, Rear Clutch Retainer
		1	T			EL0	DGW		52119522
		1	J			EL0	DGW		52119522 AC
24	04617786	1	J			EL0	DGW		THRUST WASHER, Front Clutch
		1	T			EL0	DGW		52119522
		1	J			EL0	DGW		52119522AC
25	01401221	1	J			EL0	DGW		SEAL, Input Shaft
		1	T			EL0	DGW		52119522

GRAND CHEROKEE (ZJ)		BODY		ENGINE		TRANSMISSION	
SERIES LINE							
L = LOWLINE		T = JEEP - 2WD		ELF = 5.2L V8 MPI Engine		DGK = 4-Spd. Automatic 42RE	
		J = JEEP - 4WD		EML = 5.9L V8 MPI Engine		Transmission	
				ERH = 4.0L Power Tech I-6 Engine		DGT = 4-Spd. Automatic 46RE	
						Transmission	
						DGW = TRANSMISSION - 4-SPD.	
						AUTOMATIC, 44RE	
						DGO = ALL AUTOMATIC	
						TRANSMISSIONS	

Clutch, Front And Rear 44RE (DGW)  
Figure 44RE-410

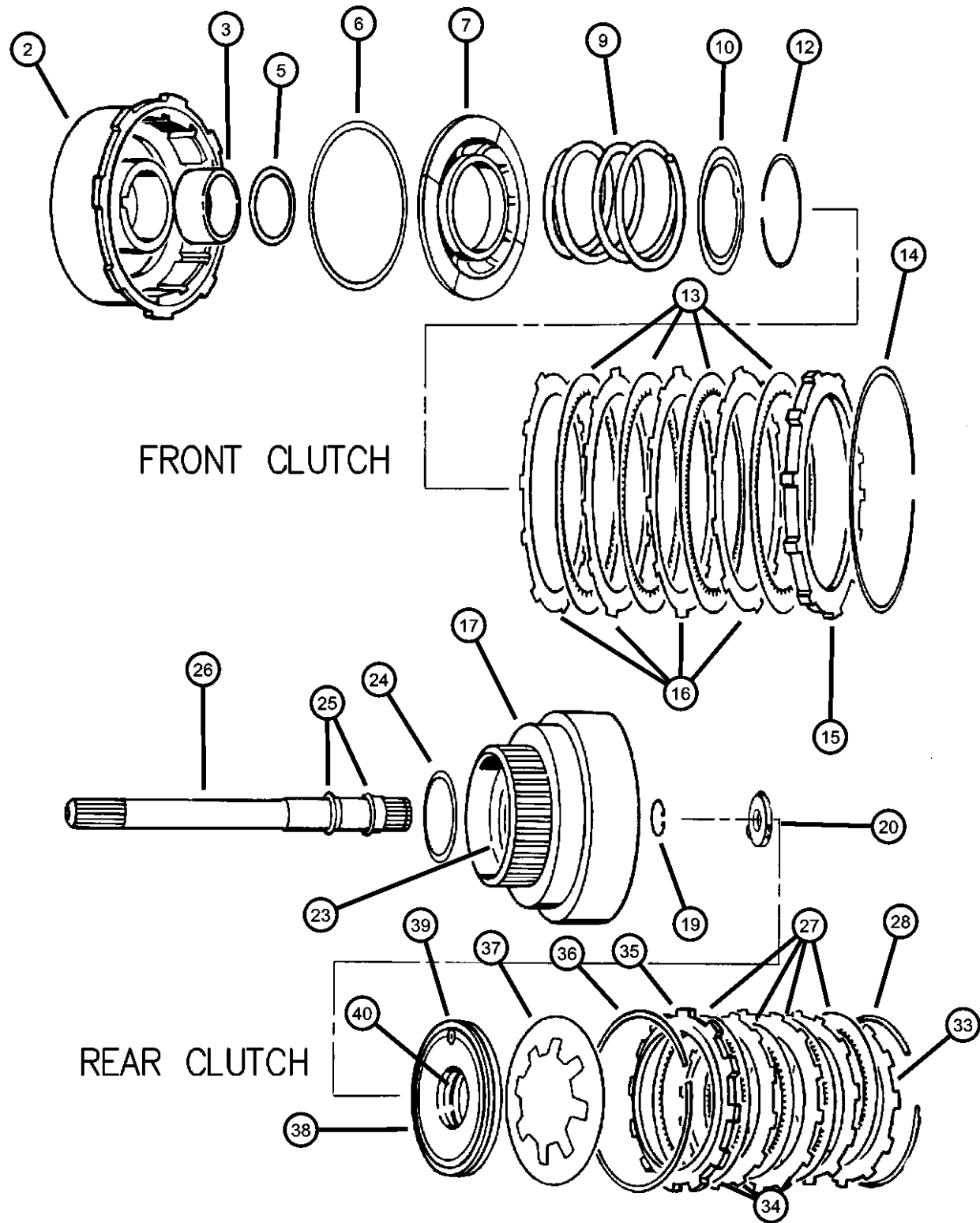


ITEM	PART NUMBER	QTY	LINE	SERIES	BODY	ENGINE	TRANS	TRIM	DESCRIPTION
26	01401221AB	1	J			EL0	DGW		52119522 AC SHAFT, Input
	52118478	1	J			EL0	DGW		52119522
		1	T			EL0	DGW		
27		1	J			EL0	DGW		52119522AC DISC, Clutch
	04617175	4	J			EL0	DGW		52119522
		4	T			EL0	DGW		
28		4	J			EL0	DGW		52119522AC SNAP RING
	04130761	1	J			EL0	DGW		52119522
		1	T			EL0	DGW		
-29		1	J			EL0	DGW		52119522AC SNAP RING, Rear Clutch, .076
	04539121	1	J			EL0	DGW		52119522
		1	T			EL0	DGW		
-30		1	J			EL0	DGW		52119522AC SNAP RING, Rear Clutch, .098
	04539122	1	J			EL0	DGW		52119522
		1	T			EL0	DGW		
-31		1	J			EL0	DGW		52119522AC SNAP RING, Rear Clutch, .095
	04539123	1	J			EL0	DGW		52119522
		1	T			EL0	DGW		
-32		1	J			EL0	DGW		52119522AC SNAP RING, Rear Clutch, .107
	04539124	1	J			EL0	DGW		52119522
		1	T			EL0	DGW		
33		1	J			EL0	DGW		52119522AC PLATE, Transmission Clutch Reaction
	04617176	1	J			EL0	DGW		52119522
		1	T			EL0	DGW		

GRAND CHEROKEE (ZJ)		BODY		ENGINE		TRANSMISSION	
SERIES	LINE						
L = LOWLINE	T = JEEP - 2WD J = JEEP - 4WD	74 = SPORT UTILITY 4-DR		ELF = 5.2L V8 MPI Engine EML = 5.9L V8 MPI Engine ERH = 4.0L Power Tech I-6 Engine		DGK = 4-Spd. Automatic 42RE Transmission DGT = 4-Spd. Automatic 46RE Transmission DGW = TRANSMISSION - 4-SPD. AUTOMATIC, 44RE DGO = ALL AUTOMATIC TRANSMISSIONS	



Clutch, Front And Rear 44RE (DGW)  
Figure 44RE-410



ITEM	PART NUMBER	QTY	LINE	SERIES	BODY	ENGINE	TRANS	TRIM	DESCRIPTION
34	01942403AB	1	J			EL0	DGW		52119522AC PLATE, Clutch Separator
		3	J			EL0	DGW		52119522
		5	T			EL0	DGW		
35	02466281	3	J			EL0	DGW		52119522 AC PLATE, Clutch Pressure
		1	J			EL0	DGW		52119522
		1	T			EL0	DGW		
36	02466283	1	J			EL0	DGW		52119522AC SPRING, Rear Clutch
		1	T			EL0	DGW		52119522
		1	J			EL0	DGW		
37	04269623	1	J			EL0	DGW		52119522AC SPRING, Rear Clutch Piston
		1	T			EL0	DGW		52119522
		1	J			EL0	DGW		
38	02538695	1	J			EL0	DGW		52119522AC SEAL, Rear Clutch Piston
		1	T			EL0	DGW		52119522
		1	J			EL0	DGW		
39	03515716	1	J			EL0	DGW		52119522AC PISTON, Clutch
		1	T			EL0	DGW		52119522
		1	J			EL0	DGW		
40	02538510	1	J			EL0	DGW		52119522AC SEAL, Rear Clutch Piston
		1	T			EL0	DGW		52119522
		1	J			EL0	DGW		52119522AC

GRAND CHEROKEE (ZJ)

SERIES LINE  
L = LOWLINE T = JEEP - 2WD  
J = JEEP - 4WD

BODY  
74 = SPORT UTILITY 4-DR

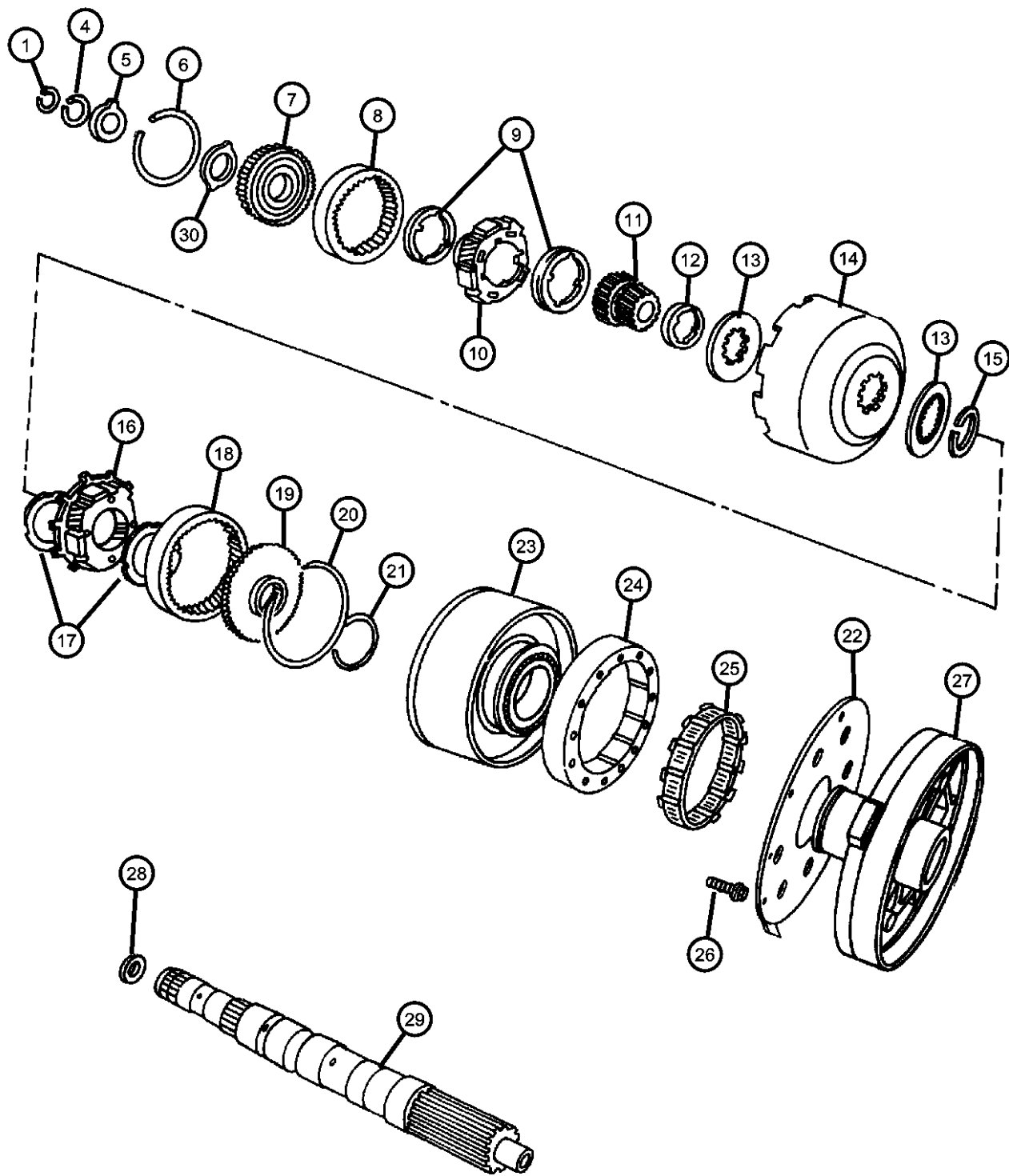
ENGINE  
ELF = 5.2L V8 MPI Engine  
EML = 5.9L V8 MPI Engine  
ERH = 4.0L Power Tech I-6 Engine

TRANSMISSION  
DGK = 4-Spd. Automatic 42RE Transmission  
DGT = 4-Spd. Automatic 46RE Transmission  
DGW = TRANSMISSION - 4-SPD. AUTOMATIC, 44RE  
DGO = ALL AUTOMATIC TRANSMISSIONS

AR = use ase required - = Non illustrated part

1998 ZJ

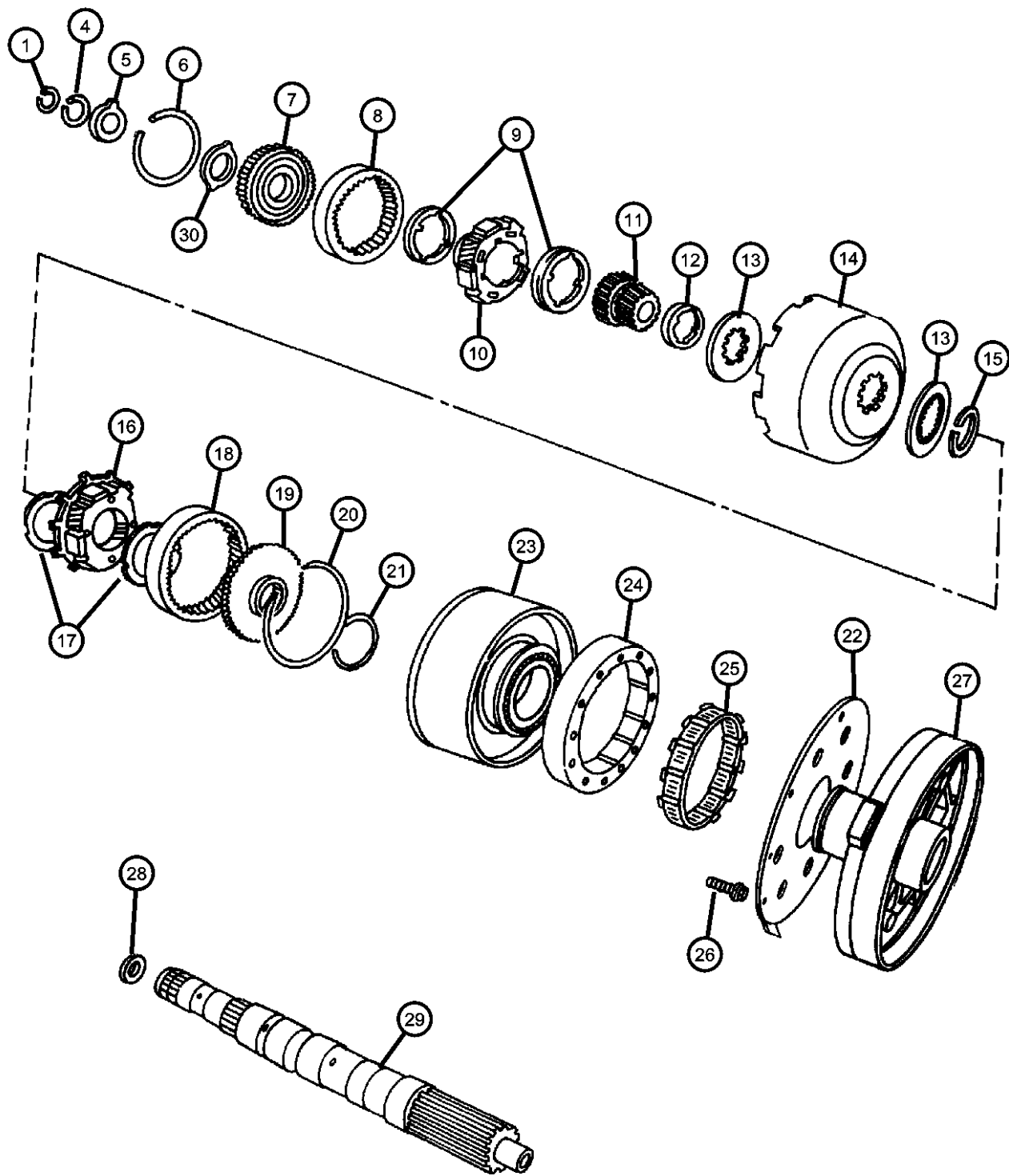
Gear Train 44RE (DGW)  
Figure 44RE-420



ITEM	PART NUMBER	QTY	LINE	SERIES	BODY	ENGINE	TRANS	TRIM	DESCRIPTION
1	06026289	1	J			EL0	DGW		SNAP RING, .946 ID
		1	T			EL0	DGW		52119522
		1	J			EL0	DGW		52119522 AC
-2	06030938	1	J			EL0	DGW		SNAP RING
		1	J			EL0	DGW		52119522
									52119522 AC
-3	06030404	1	J			EL0	DGW		SNAP RING, Output Shaft, 1.029 OD
		1	J			EL0	DGW		52119522
									52119522 AC
4	06030576	1	J			EL0	DGW		SNAP RING, Annulus Gear, 1.375 ID
		1	J			EL0	DGW		52119522
									52119522 AC
5	03681969	1	J			EL0	DGW		THRUST WASHER, Annulus Gear
		1	J			EL0	DGW		52119522
									52119522 AC
6	06035238	1	J			EL0	DGW		SNAP RING
		1	J			EL0	DGW		52119522
									52119522 AC
7	04617774	1	J			EL0	DGW		SUPPORT, Annulus Gear
		1	J			EL0	DGW		52119522
									52119522 AC
8	04130512	1	J			EL0	DGW		GEAR, Front Annulus
		1	J			EL0	DGW		52119522
									52119522 AC
9	04130518	2	J			EL0	DGW		THRUST WASHER, Planetary Carrier
		2	J			EL0	DGW		52119522
									52119522 AC
10	52118476	1	J			EL0	DGW		CARRIER, Planetary Pinion
		1	J			EL0	DGW		52119522
									52119522ac

GRAND CHEROKEE (ZJ)									
SERIES	LINE			BODY		ENGINE		TRANSMISSION	
L = LOWLINE	T = JEEP - 2WD			74 = SPORT UTILITY 4-DR		ELF = 5.2L V8 MPI Engine		DGK = 4-Spd. Automatic 42RE	
	J = JEEP - 4WD					EML = 5.9L V8 MPI Engine		Transmission	
						ERH = 4.0L Power Tech I-6 Engine		DGT = 4-Spd. Automatic 46RE	
								Transmission	
								DGW = TRANSMISSION - 4-SPD.	
								AUTOMATIC, 44RE	
								DGO = ALL AUTOMATIC	
								TRANSMISSIONS	

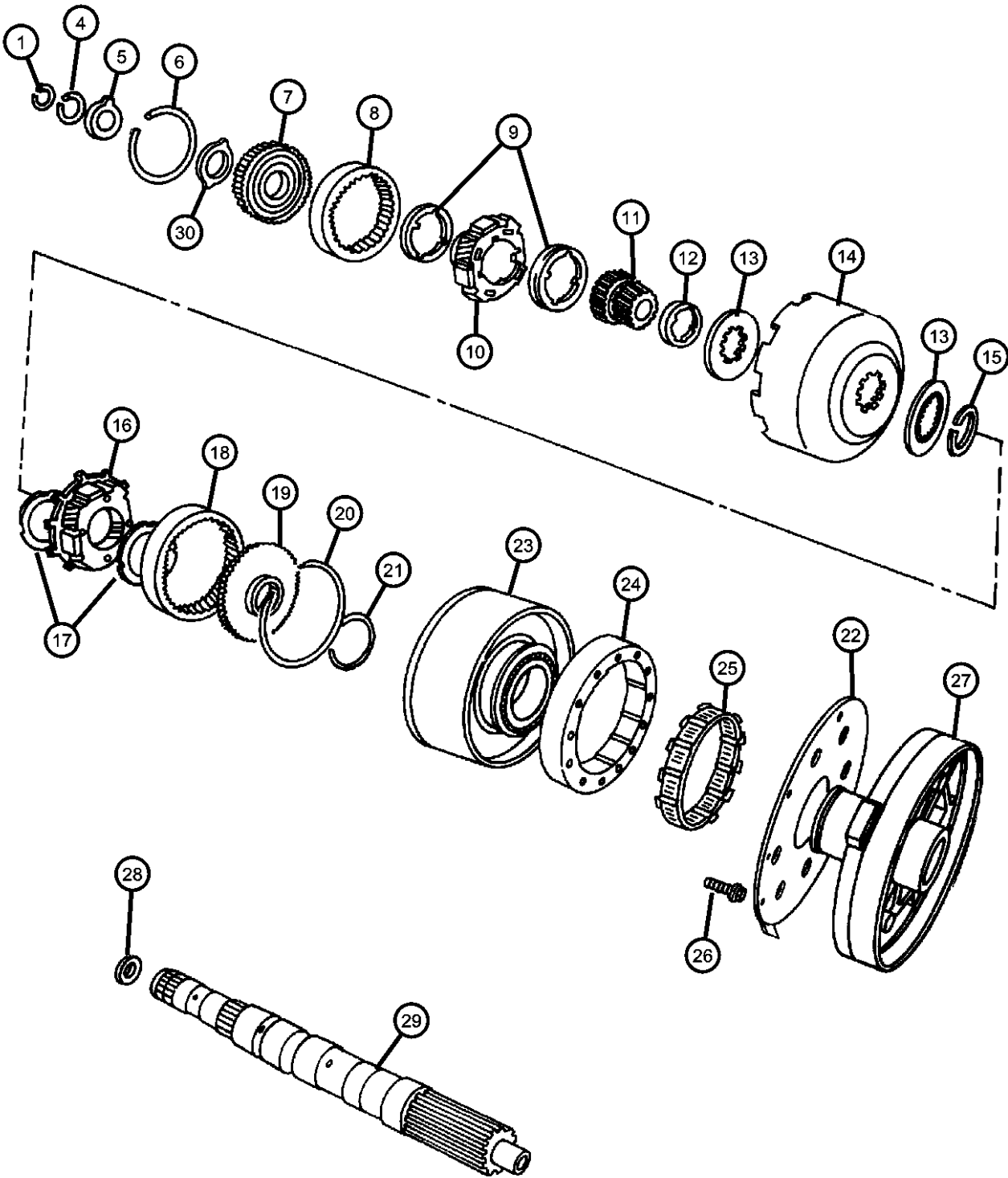
Gear Train 44RE (DGW)  
Figure 44RE-420



ITEM	PART NUMBER	QTY	LINE	SERIES	BODY	ENGINE	TRANS	TRIM	DESCRIPTION
11	04130685	1	J			EL0	DGW		GEAR, Sun
		1	J			EL0	DGW		52119522 AC
12	04130736	1	J			EL0	DGW		SPACER, Sun Gear
		1	J			EL0	DGW		52119522 AC
13	04471566	2	J			EL0	DGW		PLATE, Transmission Module
		2	J			EL0	DGW		52119522 AC
14	04531288	1	J			EL0	DGW		SHELL, Sun Gear
		1	J			EL0	DGW		52119522 AC
15	01942439	1	J			EL0	DGW		SNAP RING, Sun Gear Shell
		1	J			EL0	DGW		52119522 AC
16	04431438	1	J			EL0	DGW		CARRIER, Planetary Pinion
		1	J			EL0	DGW		52119522 AC
17	03681935	2	J			EL0	DGW		THRUST WASHER, Planetary Carrier
		1	J			EL0	DGW		52119522 AC
18	03743184	1	J			EL0	DGW		GEAR, Rear Annulus
		1	J			EL0	DGW		52119522 AC
19	03515501	1	J			EL0	DGW		SUPPORT, Annulus Gear
		1	J			EL0	DGW		52119522 AC
20	01942444	1	J			EL0	DGW		SNAP RING
		1	J			EL0	DGW		52119522 AC
21	06033480	1	J			EL0	DGW		SNAP RING, Reverse Drum
		1	J			EL0	DGW		52119522

GRAND CHEROKEE (ZJ)				
SERIES	LINE	BODY	ENGINE	TRANSMISSION
L = LOWLINE	T = JEEP - 2WD	74 = SPORT UTILITY 4-DR	ELF = 5.2L V8 MPI Engine	DGK = 4-Spd. Automatic 42RE
	J = JEEP - 4WD		EML = 5.9L V8 MPI Engine	Transmission
			ERH = 4.0L Power Tech I-6 Engine	DGT = 4-Spd. Automatic 46RE
				Transmission
				DGW = TRANSMISSION - 4-SPD.
				AUTOMATIC,44RE
				DGO = ALL AUTOMATIC
				TRANSMISSIONS

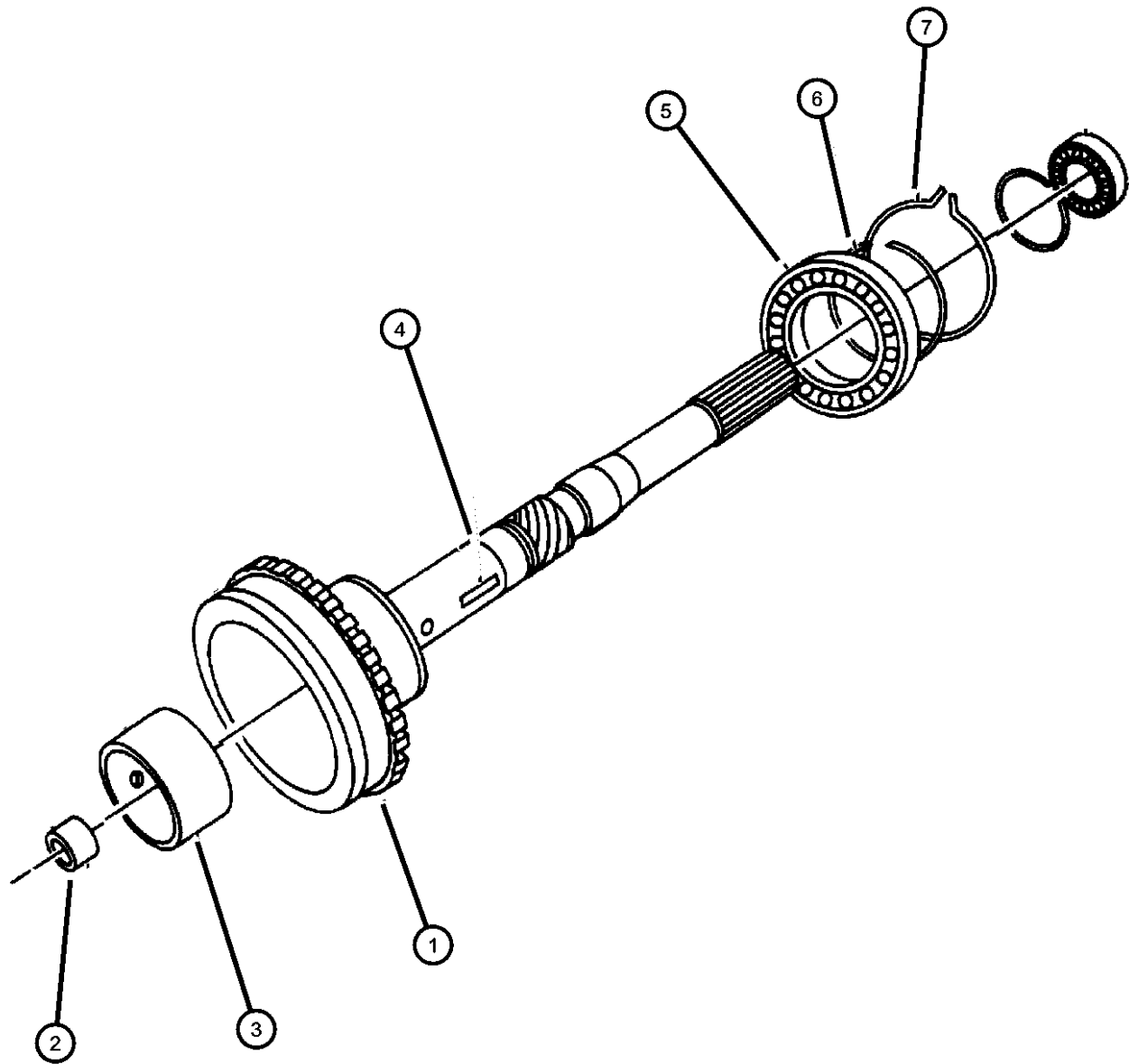
Gear Train 44RE (DGW)  
Figure 44RE-420



ITEM	PART NUMBER	QTY	LINE	SERIES	BODY	ENGINE	TRANS	TRIM	DESCRIPTION
22		1	J			EL0	DGW		52119522 AC GASKET, Overdrive Piston Retainer
	04471564	1	J			EL0	DGW		52119522
		1	J			EL0	DGW		52119522 AC
23									DRUM, Automatic Transmission
	04531208	1	J			EL0	DGW		52119522 AC
	04637956	1	J			EL0	DGW		52119522
24									CAM, Overrunning Clutch
	04431690	1	J			EL0	DGW		52119522
		1	J			EL0	DGW		52119522 AC
25									CLUTCH, Overrunning
	04431432	1	J			EL0	DGW		52119522
		1	J			EL0	DGW		52119522 AC
26									SCREW, Hex Flange Head, .25-28x.875
	06033616	5	J			EL0	DGW		52119522
		5	J			EL0	DGW		52119522 AC
27									RETAINER, Transmission Overdrive Clutch Piston
	04617246	1	J			EL0	DGW		52119522
		1	J			EL0	DGW		52119522 AC
28									PLATE, Transmission Module
	04505188	1	J			EL0	DGW		52119522
		1	J			EL0	DGW		52119522 AC
29									INTERMEDIATE SHAFT, Transmission
	04617604	1	J			EL0	DGW		52119522
		1	J			EL0	DGW		52119522 AC
30									PLATE, Annulus Gear Thrust
	04617775	1	J			EL0	DGW		52119522
		1	J			EL0	DGW		52119522 AC

GRAND CHEROKEE (ZJ)		BODY		ENGINE		TRANSMISSION	
SERIES	LINE						
L = LOWLINE	T = JEEP - 2WD J = JEEP - 4WD	74 = SPORT UTILITY 4-DR		ELF = 5.2L V8 MPI Engine EML = 5.9L V8 MPI Engine ERH = 4.0L Power Tech I-6 Engine		DGK = 4-Spd. Automatic 42RE Transmission DGT = 4-Spd. Automatic 46RE Transmission DGW = TRANSMISSION - 4-SPD. AUTOMATIC, 44RE DGO = ALL AUTOMATIC TRANSMISSIONS	

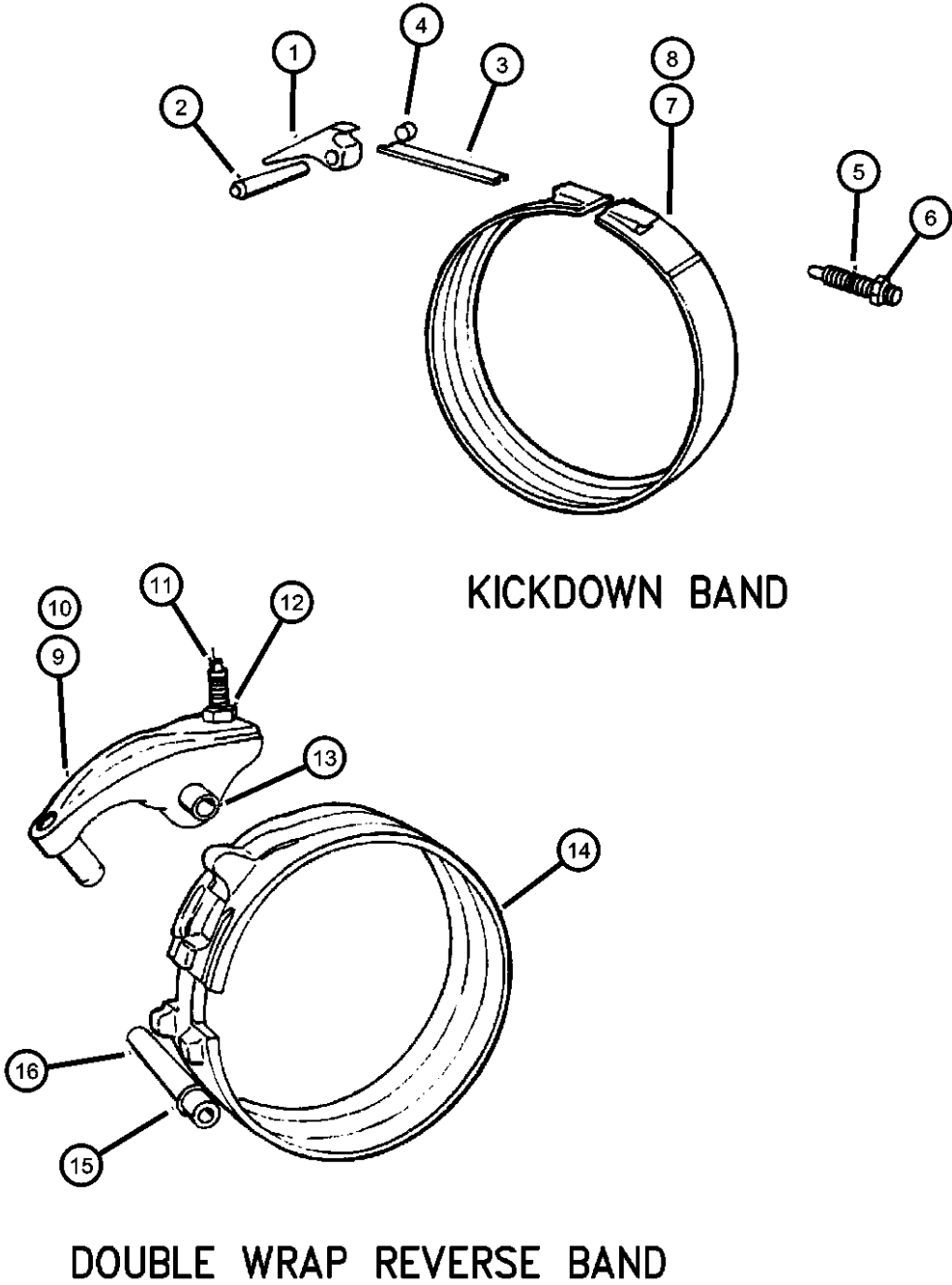
Output Shaft 44RE (DGW)  
Figure 44RE-430



ITEM	PART NUMBER	QTY	LINE	SERIES	BODY	ENGINE	TRANS	TRIM	DESCRIPTION
1	04798536	1	J			EL0	DGW		SHAFT, Output
		1	J			EL0	DGW		52119522
	04864501	1	T			EL0	DGW		52119522 AC
		1	T			EL0	DGW		
2	04864501	1							BUSHING, (NOT SERVICED)
3	04864501	1							BUSHING, (NOT SERVICED)
4	04864501	1							KEY, Shaft, (NOT SERVICED)
5	04461008	1	J			EL0	DGW		BEARING, Output Shaft
		1	T			EL0	DGW		52119522
		1	J			EL0	DGW		52119522 AC
		1	J			EL0	DGW		
6	04461068	1	J			EL0	DGW		SNAP RING
		1	T			EL0	DGW		52119522
		1	J			EL0	DGW		52119522 AC
		1	J			EL0	DGW		
7	04461057	1	J			EL0	DGW		SNAP RING
		1	T			EL0	DGW		52119522
		1	J			EL0	DGW		52119522 AC
		1	J			EL0	DGW		

GRAND CHEROKEE (ZJ)		BODY		ENGINE	TRANSMISSION
SERIES	LINE				
L = LOWLINE	T = JEEP - 2WD J = JEEP - 4WD	74 = SPORT UTILITY 4-DR		ELF = 5.2L V8 MPI Engine EML = 5.9L V8 MPI Engine ERH = 4.0L Power Tech I-6 Engine	DGK = 4-Spd. Automatic 42RE Transmission DGT = 4-Spd. Automatic 46RE Transmission DGW = TRANSMISSION - 4-SPD. AUTOMATIC, 44RE DGO = ALL AUTOMATIC TRANSMISSIONS

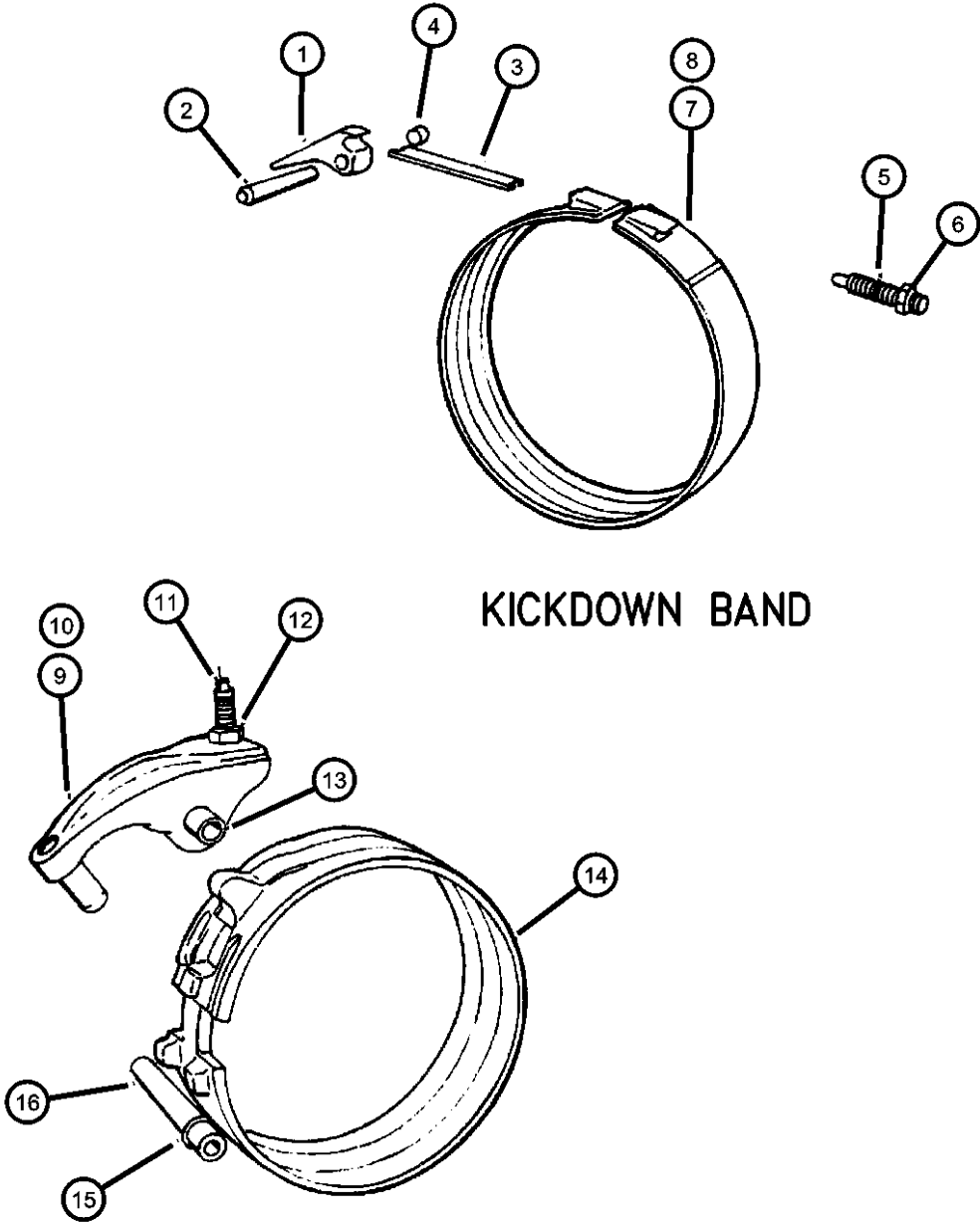
Bands 44RE (DGW)  
Figure 44RE-510



ITEM	PART NUMBER	QTY	LINE	SERIES	BODY	ENGINE	TRANS	TRIM	DESCRIPTION
1	02124666	1	J			EL0	DGW		LEVER, Kickdown
		1	T			EL0	DGW		52119522
		1	J			EL0	DGW		52119522 AC
2	04531181	1	J			EL0	DGW		SHAFT, Band Lever
		1	T			EL0	DGW		52119522
		1	J			EL0	DGW		52119522 AC
3	03515084	1	J			EL0	DGW		STRUT, Kickdown Band
		1	T			EL0	DGW		52119522
		1	J			EL0	DGW		52119522 AC
4		1							PLUG, 1/4"-18 Pipe, (NOT SERVICED), SCREW
5	06036037AA	1	J			EL0	DGW		52119522
		1	T			EL0	DGW		
		1	J			EL0	DGW		52119522AC
6	00124934	1	J			EL0	DGW		NUT, Hex Jam, .50-20
		1	T			EL0	DGW		52119522
		1	J			EL0	DGW		52119522 AC
7	04617899	1	J			EL0	DGW		BAND, Kickdown
		1	T			EL0	DGW		52119522
		1	J			EL0	DGW		52119522 AC
8	04617899	1	J			EL0	DGW		BAND, Kickdown
		1	T			EL0	DGW		52119522
		1	J			EL0	DGW		52119522 AC
9	04202764	1	J			EL0	DGW		LEVER, Reverse Band
		1	T			EL0	DGW		52119522

GRAND CHEROKEE (ZJ)		BODY		ENGINE		TRANSMISSION	
SERIES	LINE						
L = LOWLINE	T = JEEP - 2WD J = JEEP - 4WD	74 = SPORT UTILITY 4-DR		ELF = 5.2L V8 MPI Engine EML = 5.9L V8 MPI Engine ERH = 4.0L Power Tech I-6 Engine		DGK = 4-Spd. Automatic 42RE Transmission DGT = 4-Spd. Automatic 46RE Transmission DGW = TRANSMISSION - 4-SPD. AUTOMATIC, 44RE DGO = ALL AUTOMATIC TRANSMISSIONS	

Bands 44RE (DGW)  
Figure 44RE-510



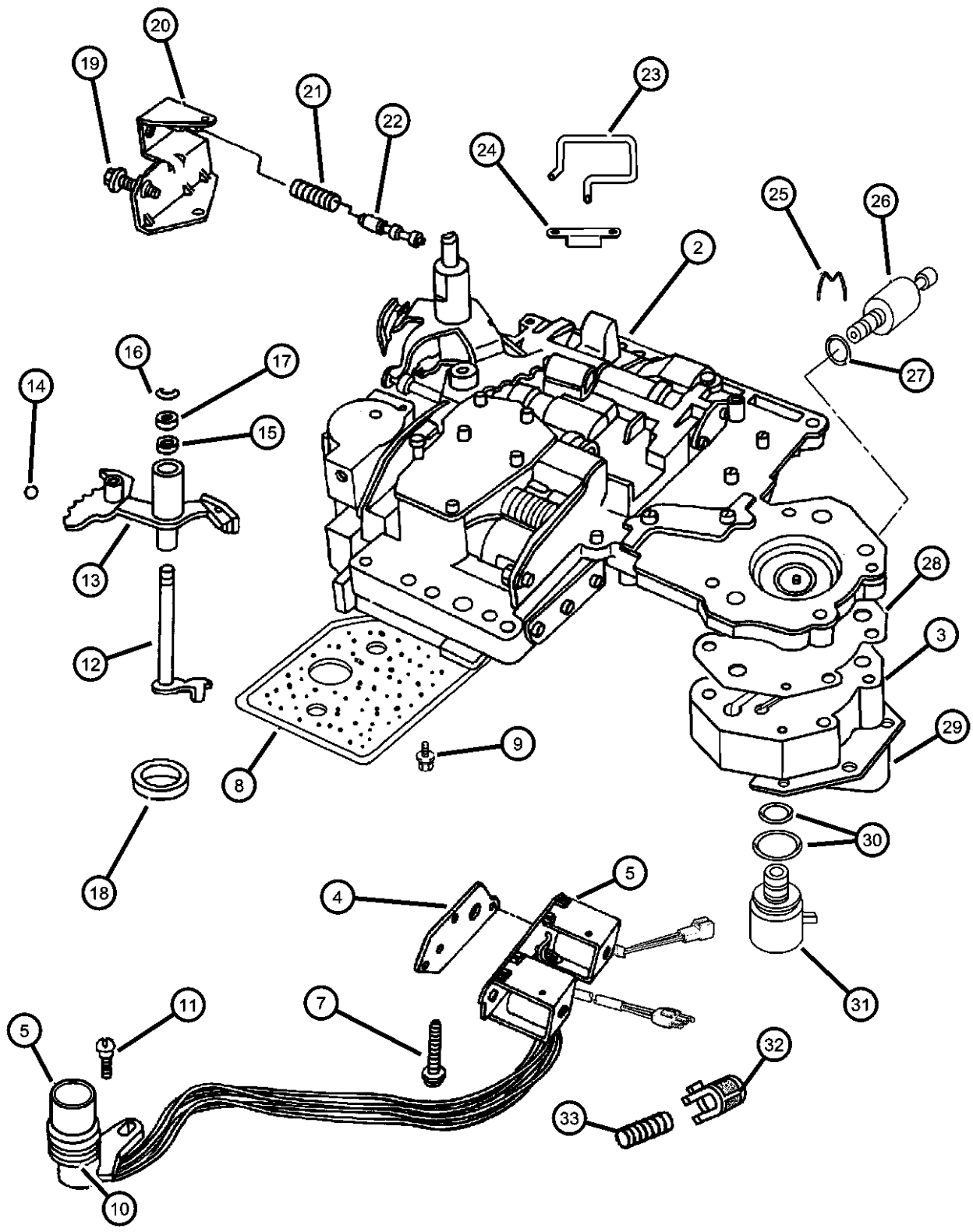
KICKDOWN BAND

DOUBLE WRAP REVERSE BAND

ITEM	PART NUMBER	QTY	LINE	SERIES	BODY	ENGINE	TRANS	TRIM	DESCRIPTION
10	04202764AB	1	J			EL0	DGW		52119522 AC LEVER, Reverse Band
	04202765	1	T			EL0	DGW		
		1	J			EL0	DGW		52119522
11	02538472	1	J			EL0	DGW		52119522 AC
		1	T			EL0	DGW		SCREW, Trans Reverse Band Adjusting, .375-24-1.88
		1	J			EL0	DGW		52119522
12	00103026	1	J			EL0	DGW		52119522 AC
		1	T			EL0	DGW		NUT, Hex, .375-24
		1	J			EL0	DGW		52119522AC
	00114942	1	J			EL0	DGW		52119522
13	03410102	1	J			EL0	DGW		SHAFT, Reverse Band
		1	T			EL0	DGW		52119522
		1	J			EL0	DGW		52119522 AC
14	04431406	1	J			EL0	DGW		BAND, Reverse
		1	T			EL0	DGW		52119522
		1	J			EL0	DGW		52119522 AC
15	01556385	1	J			EL0	DGW		O RING
		1	T			EL0	DGW		52119522
		1	J			EL0	DGW		52119522 AC
16	03410102	1	J			EL0	DGW		SHAFT, Reverse Band
		1	T			EL0	DGW		52119522
		1	J			EL0	DGW		52119522 AC

GRAND CHEROKEE (ZJ)		BODY		ENGINE		TRANSMISSION	
SERIES	LINE						
L = LOWLINE	T = JEEP - 2WD J = JEEP - 4WD	74 = SPORT UTILITY 4-DR		ELF = 5.2L V8 MPI Engine EML = 5.9L V8 MPI Engine ERH = 4.0L Power Tech I-6 Engine		DGK = 4-Spd. Automatic 42RE Transmission DGT = 4-Spd. Automatic 46RE Transmission DGW = TRANSMISSION - 4-SPD. AUTOMATIC, 44RE DGO = ALL AUTOMATIC TRANSMISSIONS	

Valve Body 44RE (DGW)  
Figure 44RE-710

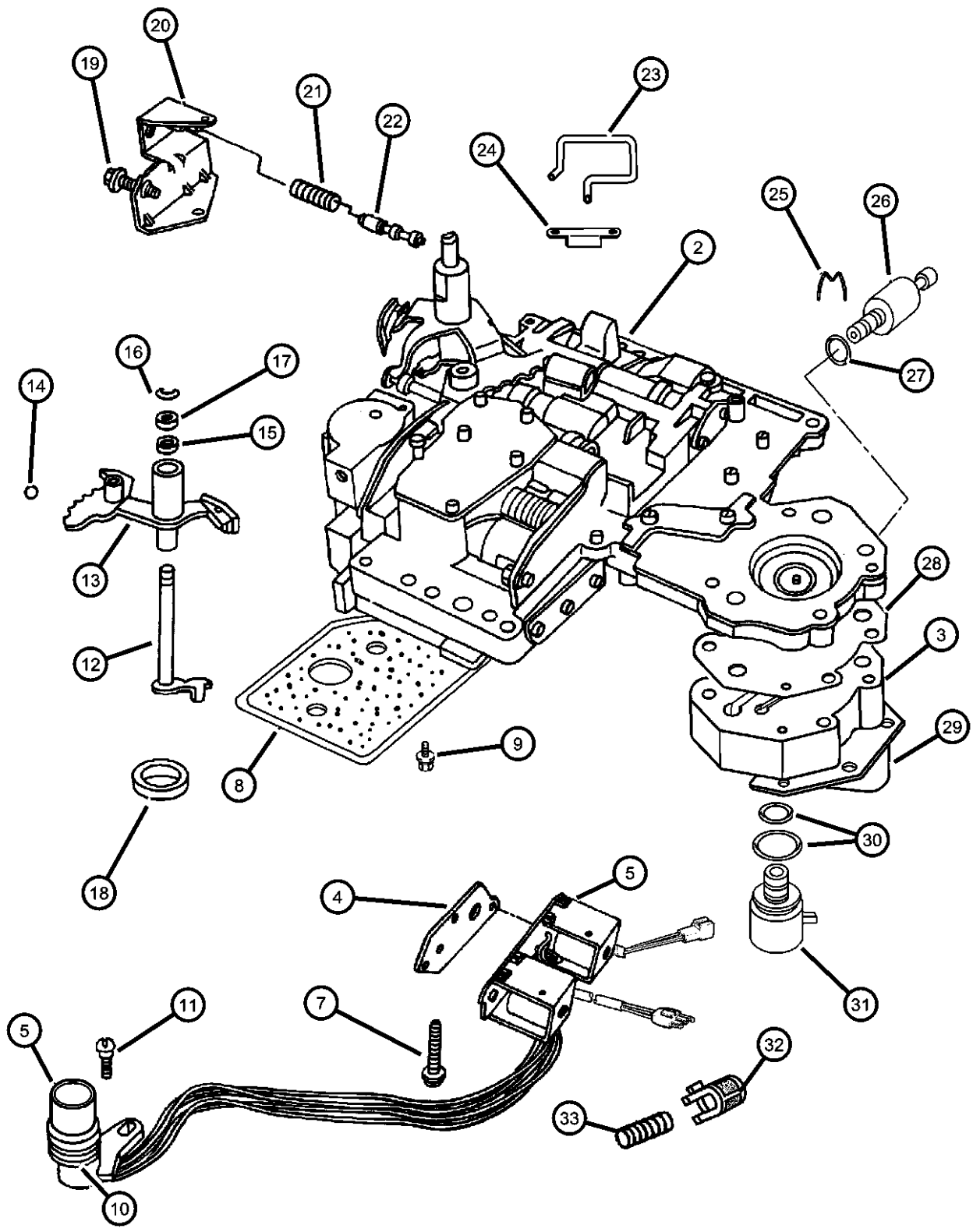


ITEM	PART NUMBER	QTY	LINE	SERIES	BODY	ENGINE	TRANS	TRIM	DESCRIPTION
-1									SEAL AND GASKET PACKAGE, Valve Body and Servo
	04863933	1	T			EL0	DGW		
	04863933AB	1	J			EL0	DGW		52119522
	04863933AC	1	J			EL0	DGW		52119522 AC
2									BODY, Transfer Plate
	52118114AA	1	T			EL0	DGW		
		1	J			EL0	DGW		52119522
	52119634AA	1	J			EL0	DGW		52119522 AC
3	52119634AA	1							BODY, Governor, (NOT SERVICED),
4									GASKET, Transmission Solenoid
	52118510	1	J			EL0	DGW		52119522
		1	T			EL0	DGW		
		1	J			EL0	DGW		52119522 AC
5									SOLENOID, Transmission Overdrive
	52118500	1	J			EL0	DGW		52119522
		1	T			EL0	DGW		
		1	J			EL0	DGW		52119522 AC
-6									TRANSDUCER, Pressure Sensor
	56027720	1	J			EL0	DGW		52119522
		1	T			EL0	DGW		
		1	J			EL0	DGW		52119522 AC
7									BOLT, Valve Body, .25-20x1.75
	00181071	3	J			EL0	DGW		52119522
		3	T			EL0	DGW		
		3	J			EL0	DGW		52119522 AC
8									FILTER, Valve Body
	03515996	1	T			EL0	DGW		
		1	J			EL0	DGW		52119522
	52118789	1	J			EL0	DGW		52119522 AC
9									SCREW AND WASHER, Oil Filter Mounting, Fillester Head .190-24x2.500

GRAND CHEROKEE (ZJ)		BODY		ENGINE		TRANSMISSION	
SERIES	LINE						
L = LOWLINE	T = JEEP - 2WD J = JEEP - 4WD	74 = SPORT UTILITY 4-DR		ELF = 5.2L V8 MPI Engine EML = 5.9L V8 MPI Engine ERH = 4.0L Power Tech I-6 Engine		DGK = 4-Spd. Automatic 42RE Transmission DGT = 4-Spd. Automatic 46RE Transmission DGW = TRANSMISSION - 4-SPD. AUTOMATIC, 44RE DGO = ALL AUTOMATIC TRANSMISSIONS	



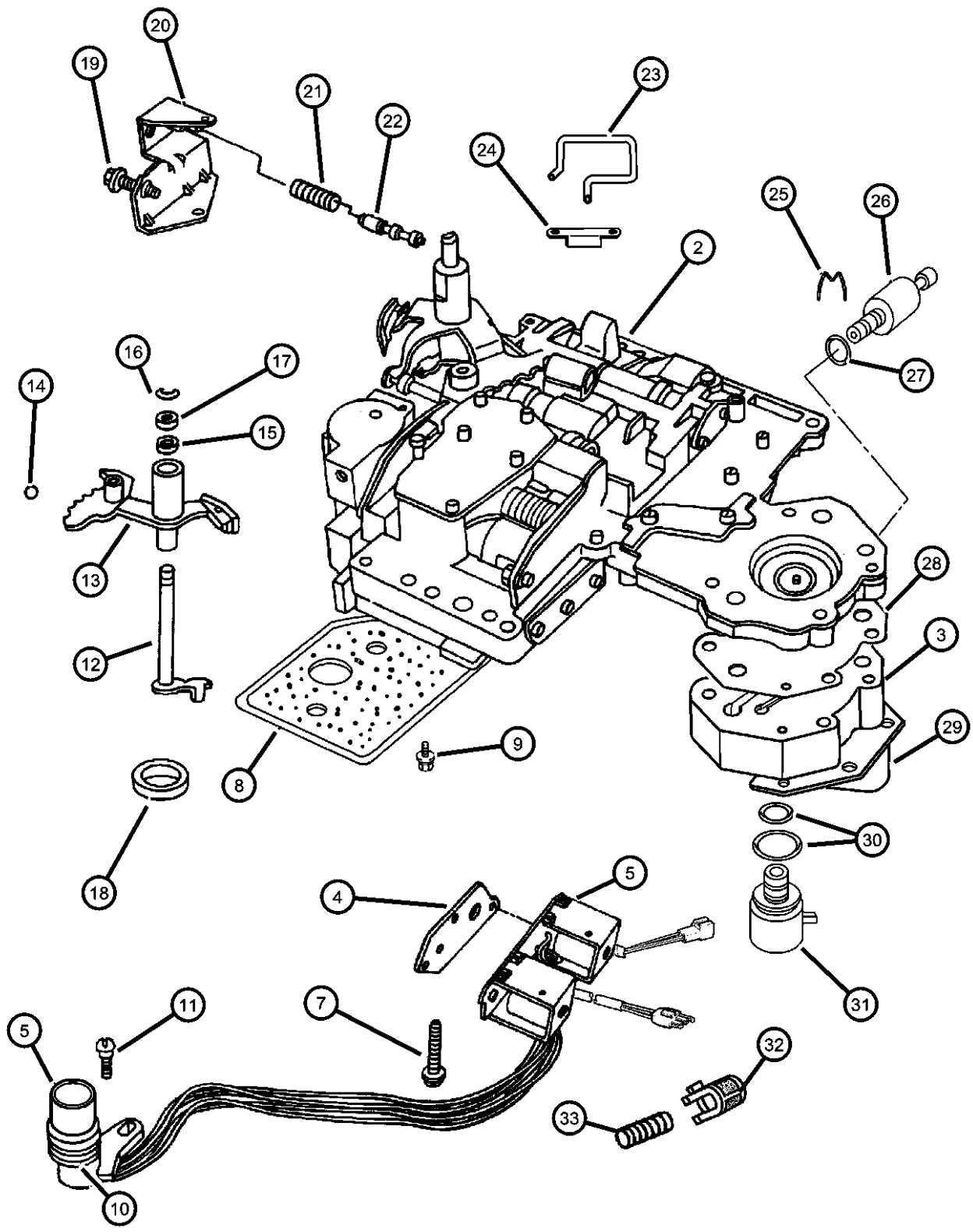
Valve Body 44RE (DGW)  
Figure 44RE-710



ITEM	PART NUMBER	QTY	LINE	SERIES	BODY	ENGINE	TRANS	TRIM	DESCRIPTION
10	06033826	3	J			EL0	DGW		52119522
		3	T			EL0	DGW		
		3	J			EL0	DGW		52119522 AC
	06034748	2	J			EL0	DGW		O RING, Solenoid Wiring, Transmission 52119522
		2	T			EL0	DGW		
		2	J			EL0	DGW		52119522AC
11	06033985	1	J			EL0	DGW		SCREW, Tapping, .19-24x.75 52119522
		1	T			EL0	DGW		
		1	J			EL0	DGW		52119522AC
12	03681227	1	J			EL0	DGW		LEVER, Throttle Valve 52119522
		1	T			EL0	DGW		
		1	J			EL0	DGW		52119522AC
13	04617439	1	J			EL0	DGW		52119522 AC
		1	T			EL0	DGW		LEVER, Manual Valve 52119522
		1	J			EL0	DGW		
14	00147488	1	J			EL0	DGW		52119522AC
		1	T			EL0	DGW		BALL, Manual Lever Detent, .343 Diameter 52119522
		1	J			EL0	DGW		
15	02466548	1	J			EL0	DGW		52119522 AC
		1	T			EL0	DGW		SEAL, Valve Lever Shift 52119522
		1	J			EL0	DGW		
16	06035208	2	T			EL0	DGW		52119522 AC
		1	J			EL0	DGW		SNAP RING
		1	J			EL0	DGW		52119522 AC

GRAND CHEROKEE (ZJ)		BODY		ENGINE		TRANSMISSION	
SERIES	LINE						
L = LOWLINE	T = JEEP - 2WD J = JEEP - 4WD	74 = SPORT UTILITY 4-DR		ELF = 5.2L V8 MPI Engine EML = 5.9L V8 MPI Engine ERH = 4.0L Power Tech I-6 Engine		DGK = 4-Spd. Automatic 42RE Transmission DGT = 4-Spd. Automatic 46RE Transmission DGW = TRANSMISSION - 4-SPD. AUTOMATIC, 44RE DGO = ALL AUTOMATIC TRANSMISSIONS	

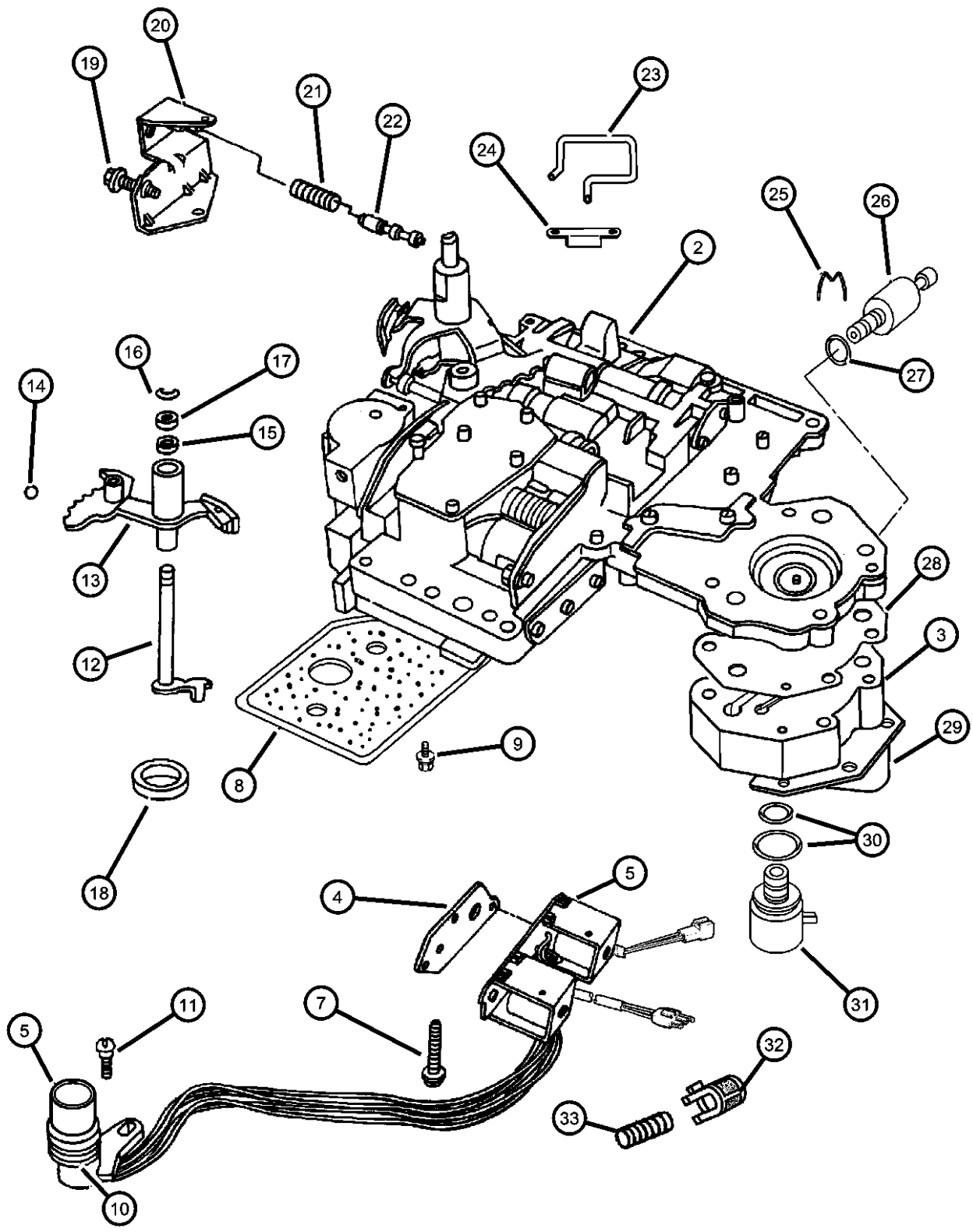
Valve Body 44RE (DGW)  
Figure 44RE-710



ITEM	PART NUMBER	QTY	LINE	SERIES	BODY	ENGINE	TRANS	TRIM	DESCRIPTION
17	02538062	1	J			EL0	DGW		WASHER, Manual Valve Lever
		1	T			EL0	DGW		52119522
		1	J			EL0	DGW		52119522 AC
18	04505098	1	J			EL0	DGW		SEAL, Manual Shift Valve, 1.25 OD
		1	T			EL0	DGW		52119522
		1	J			EL0	DGW		52119522 AC
19	06030609	1	J			EL0	DGW		SCREW, Cap Head Lock, .312-24x1.25
		1	T			EL0	DGW		52119522
		1	J			EL0	DGW		52119522 AC
20	04617010	1	J			EL0	DGW		BRACKET, Valve Body Switch
		1	T			EL0	DGW		52119522
		1	J			EL0	DGW		52119522AC
21	04130492	1	J			EL0	DGW		SPRING, Switch Valve
		1	T			EL0	DGW		52119522
		1	J			EL0	DGW		52119522 AC
22	04505036	1	J			EL0	DGW		VALVE, Trans Lockup Switch
		1	T			EL0	DGW		52119522
		1	J			EL0	DGW		52119522AC
23	04617008	1	J			EL0	DGW		TUBE, Boost Valve
		1	T			EL0	DGW		52119522
		1	J			EL0	DGW		52119522AC
24	52117958	1	J			EL0	DGW		RETAINER, Boost Valve Oil Supply Tube
		1	T			EL0	DGW		

GRAND CHEROKEE (ZJ)				
SERIES	LINE	BODY	ENGINE	TRANSMISSION
L = LOWLINE	T = JEEP - 2WD J = JEEP - 4WD	74 = SPORT UTILITY 4-DR	ELF = 5.2L V8 MPI Engine EML = 5.9L V8 MPI Engine ERH = 4.0L Power Tech I-6 Engine	DGK = 4-Spd. Automatic 42RE Transmission DGT = 4-Spd. Automatic 46RE Transmission DGW = TRANSMISSION - 4-SPD. AUTOMATIC,44RE DGO = ALL AUTOMATIC TRANSMISSIONS

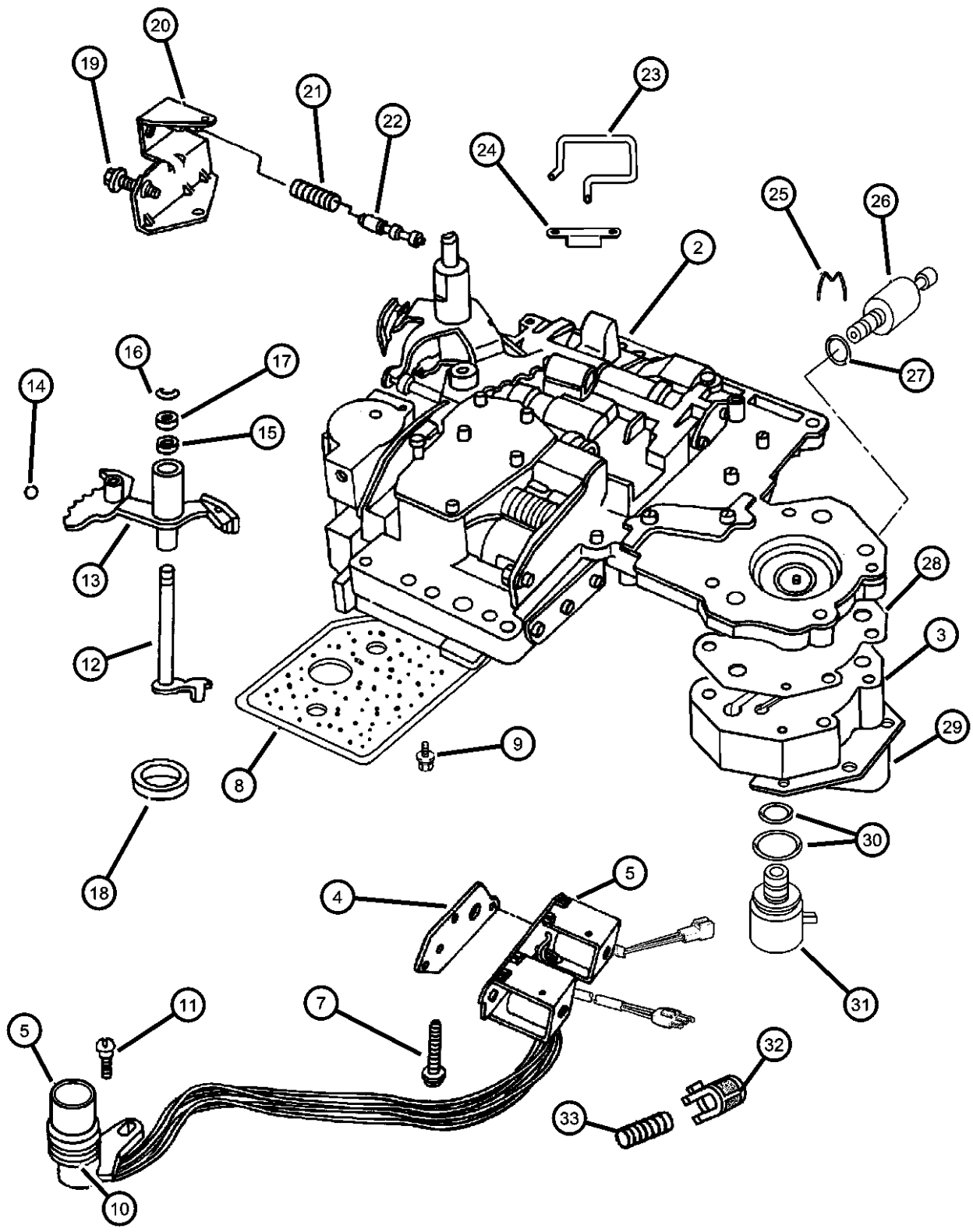
Valve Body 44RE (DGW)  
Figure 44RE-710



ITEM	PART NUMBER	QTY	LINE	SERIES	BODY	ENGINE	TRANS	TRIM	DESCRIPTION
25	04617219	1	J			EL0	DGW		CLIP, Transmission Governor Transducer
		1	T			EL0	DGW		52119522
		1	J			EL0	DGW		52119522 AC
26	56027720	1	J			EL0	DGW		TRANSDUCER, Pressure Sensor
		1	T			EL0	DGW		52119522
		1	J			EL0	DGW		52119522 AC
27	06034493	1	J			EL0	DGW		O RING, Pressure Switch
		1	T			EL0	DGW		52119522
		1	J			EL0	DGW		52119522 AC
28	04617216	1	J			EL0	DGW		GASKET, Transmission Solenoid
		1	T			EL0	DGW		52119522
		1	J			EL0	DGW		52119522 AC
29	04617211	1	J			EL0	DGW		RETAINER, Transmission Governor Solenoid
		1	T			EL0	DGW		52119522
		1	J			EL0	DGW		52119522 AC
30	04723549	1	J			EL0	DGW		O RING PACKAGE, Valve Body, Transmission
		1	T			EL0	DGW		52119522
		1	J			EL0	DGW		52119522AC
31	04617210	1	J			EL0	DGW		SOLENOID, Transmission Governor
		1	T			EL0	DGW		52119522
		1	J			EL0	DGW		52119522 AC
32	03878313	1	J			EL0	DGW		SCREEN, Transmission Regulator Valve
									52119522

GRAND CHEROKEE (ZJ)				
SERIES	LINE	BODY	ENGINE	TRANSMISSION
L = LOWLINE	T = JEEP - 2WD	74 = SPORT UTILITY 4-DR	ELF = 5.2L V8 MPI Engine	DGK = 4-Spd. Automatic 42RE
	J = JEEP - 4WD		EML = 5.9L V8 MPI Engine	Transmission
			ERH = 4.0L Power Tech I-6 Engine	DGT = 4-Spd. Automatic 46RE
				Transmission
				DGW = TRANSMISSION - 4-SPD.
				AUTOMATIC,44RE
				DGO = ALL AUTOMATIC
				TRANSMISSIONS

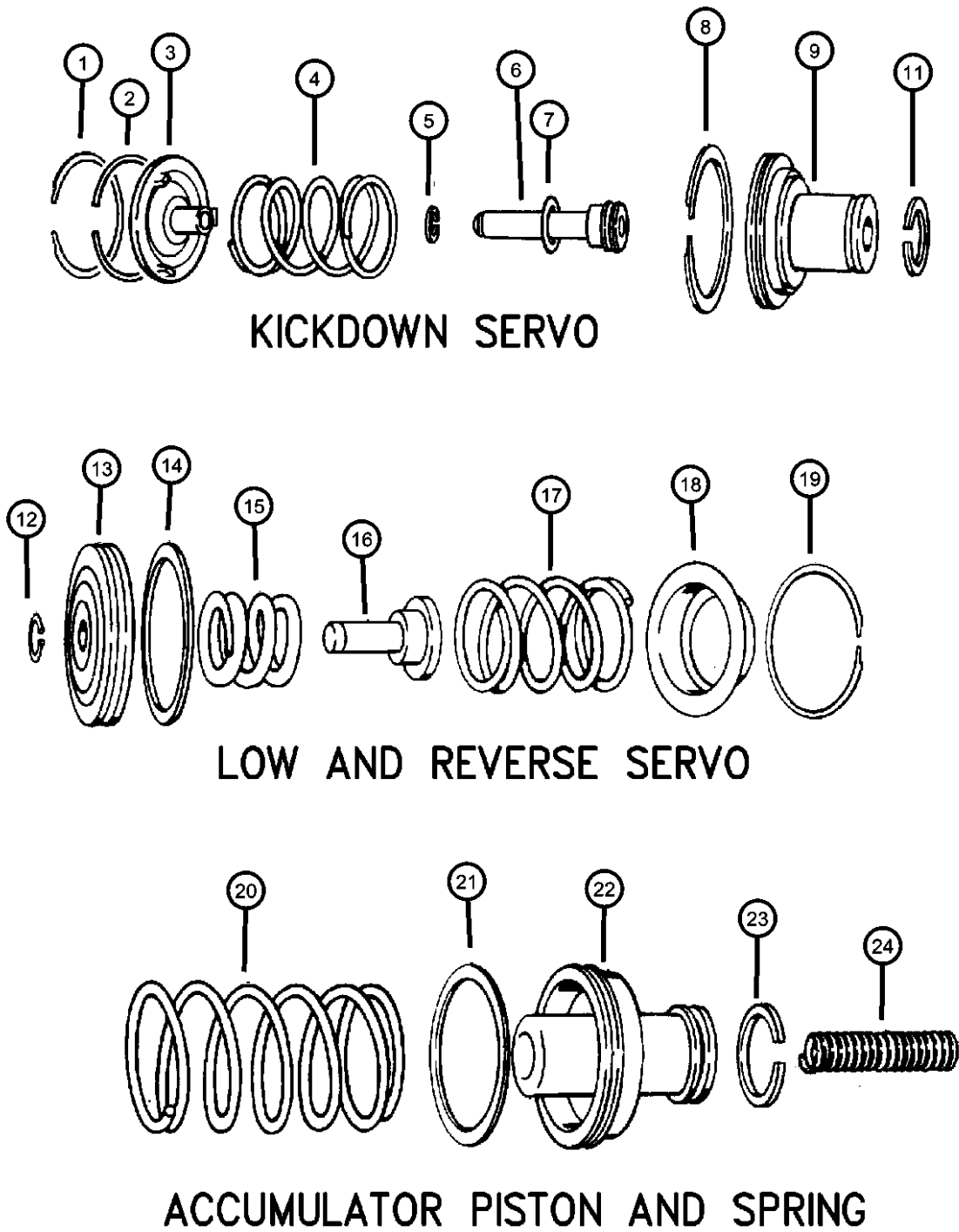
Valve Body 44RE (DGW)  
Figure 44RE-710



ITEM	PART NUMBER	QTY	LINE	SERIES	BODY	ENGINE	TRANS	TRIM	DESCRIPTION
33	04348907	1	T			EL0	DGW		
		1	J			EL0	DGW		
		1	J			EL0	DGW		SPRING, Limit Valve
		1	T			EL0	DGW		52119522
		1	J			EL0	DGW		
						EL0	DGW		52119522AC

GRAND CHEROKEE (ZJ)		BODY	ENGINE	TRANSMISSION
SERIES	LINE			
L = LOWLINE	T = JEEP - 2WD J = JEEP - 4WD	74 = SPORT UTILITY 4-DR	ELF = 5.2L V8 MPI Engine EML = 5.9L V8 MPI Engine ERH = 4.0L Power Tech I-6 Engine	DGK = 4-Spd. Automatic 42RE Transmission DGT = 4-Spd. Automatic 46RE Transmission DGW = TRANSMISSION - 4-SPD. AUTOMATIC, 44RE DGO = ALL AUTOMATIC TRANSMISSIONS

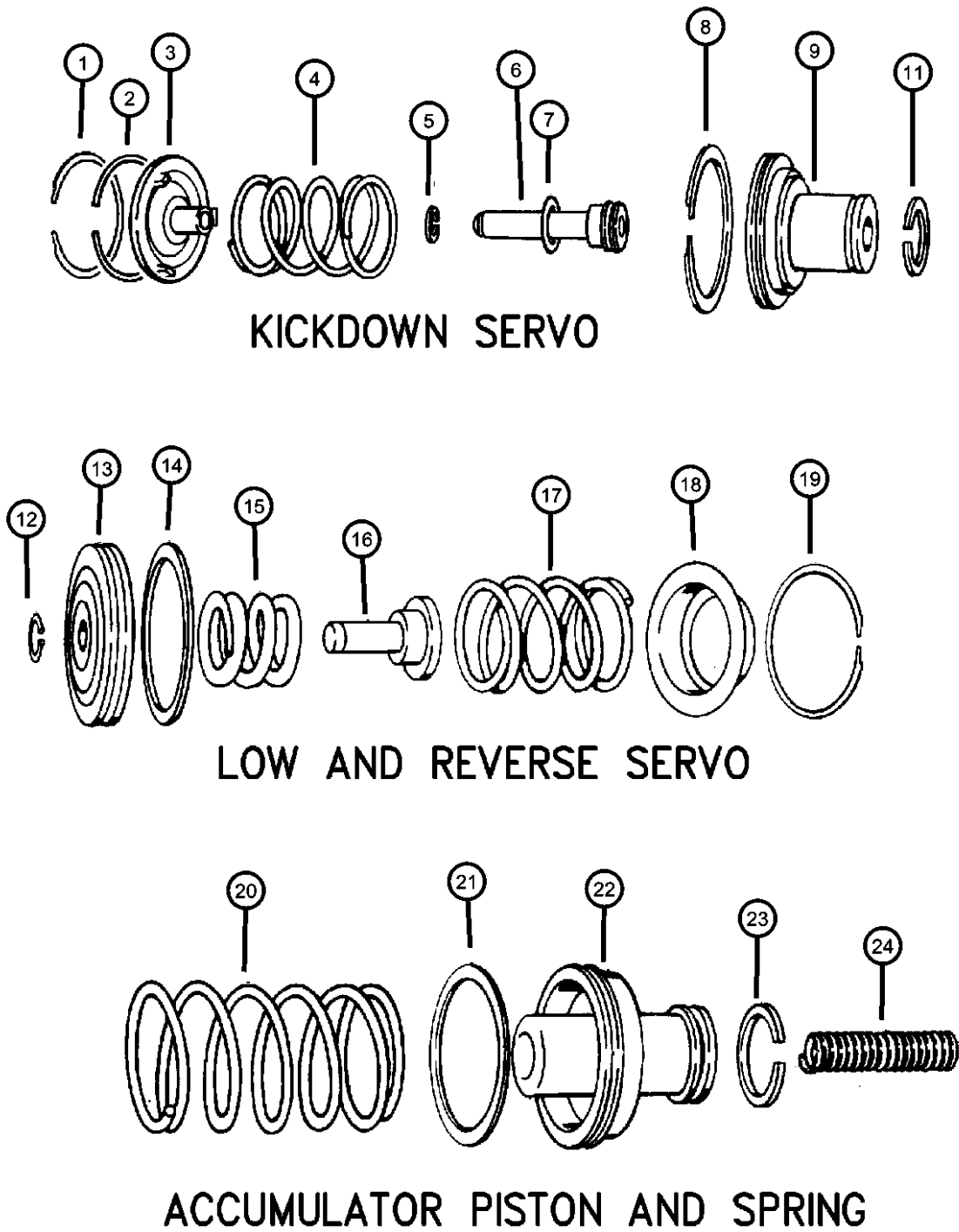
Servos 44RE (DGW)  
Figure 44RE-720



ITEM	PART NUMBER	QTY	LINE	SERIES	BODY	ENGINE	TRANS	TRIM	DESCRIPTION
1	06028863	1	J			EL0	DGW		SNAP RING, Kickdown, 2.377
		1	T			EL0	DGW		52119522
		1	J			EL0	DGW		52119522 AC
2	04295966	1	J			EL0	DGW		SEAL, Servo Guide
		1	T			EL0	DGW		52119522
		1	J			EL0	DGW		52119522 AC
3	03410332	1	J			EL0	DGW		GUIDE, Kickdown Servo
		1	T			EL0	DGW		52119522
		1	J			EL0	DGW		52119522 AC
4	04531119	1	J			EL0	DGW		SPRING, Kickdown Servo Piston
		1	T			EL0	DGW		52119522
		1	J			EL0	DGW		52119522 AC
5	06031392	1	J			EL0	DGW		SNAP RING, Brake Master Cylinder
		1	T			EL0	DGW		52119522
		1	J			EL0	DGW		52119522AC
6	04058780	1	J			EL0	DGW		ROD, Kickdown Servo Piston
		1	T			EL0	DGW		52119522
		1	J			EL0	DGW		52119522 AC
7	06028864	1	J			EL0	DGW		O RING, Kick Down Servo
		1	T			EL0	DGW		52119522
		1	J			EL0	DGW		52119522 AC
8	04295966	1	J			EL0	DGW		SEAL, Servo Guide
		1	T			EL0	DGW		52119522
		1	J			EL0	DGW		52119522 AC

GRAND CHEROKEE (ZJ)		BODY		ENGINE		TRANSMISSION	
SERIES	LINE						
L = LOWLINE	T = JEEP - 2WD J = JEEP - 4WD	74 = SPORT UTILITY 4-DR		ELF = 5.2L V8 MPI Engine EML = 5.9L V8 MPI Engine ERH = 4.0L Power Tech I-6 Engine		DGK = 4-Spd. Automatic 42RE Transmission DGT = 4-Spd. Automatic 46RE Transmission DGW = TRANSMISSION - 4-SPD. AUTOMATIC, 44RE DGO = ALL AUTOMATIC TRANSMISSIONS	

Servos 44RE (DGW)  
Figure 44RE-720

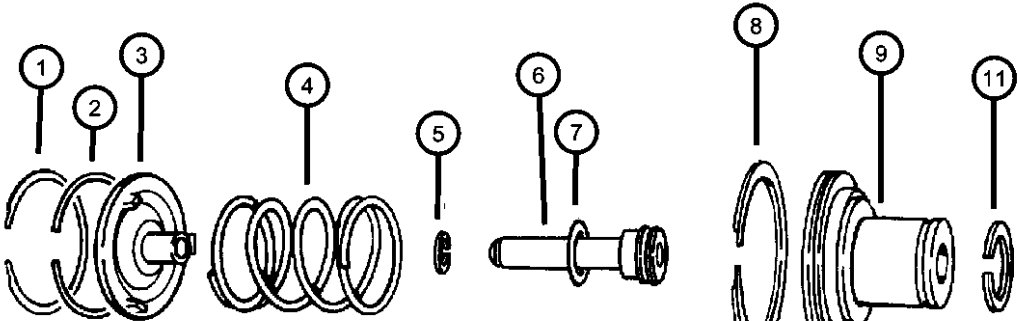


ITEM	PART NUMBER	QTY	LINE	SERIES	BODY	ENGINE	TRANS	TRIM	DESCRIPTION
9	04058777	1	J			EL0	DGW		PISTON, Kickdown Servo
		1	T			EL0	DGW		52119522
		1	J			EL0	DGW		52119522 AC
-10	06028864	1	J			EL0	DGW		O RING, Kick Down Servo
		1	T			EL0	DGW		52119522
		1	J			EL0	DGW		52119522 AC
11	03743033	1	J			EL0	DGW		SEAL, Kickdown Servo
		1	T			EL0	DGW		52119522
		1	J			EL0	DGW		52119522 AC
12	06027153	1	J			EL0	DGW		SNAP RING, .435 ID
		1	T			EL0	DGW		52119522
		1	J			EL0	DGW		52119522 AC
13	52118744	1	J			EL0	DGW		PISTON, Reverse Servo
		1	T			EL0	DGW		52119522
		1	J			EL0	DGW		52119522 AC
14	04202864	1	J			EL0	DGW		SEAL, Reverse Servo Piston
		1	T			EL0	DGW		52119522
		1	J			EL0	DGW		52119522 AC
15	04130824	1	J			EL0	DGW		SPRING, Reverse Servo Piston
		1	T			EL0	DGW		52119522
		1	J			EL0	DGW		52119522 AC
16	52118740AB	1	J			EL0	DGW		PLUG, Reverse Servo Piston
		1	T			EL0	DGW		52119522
		1	J			EL0	DGW		52119522 AC

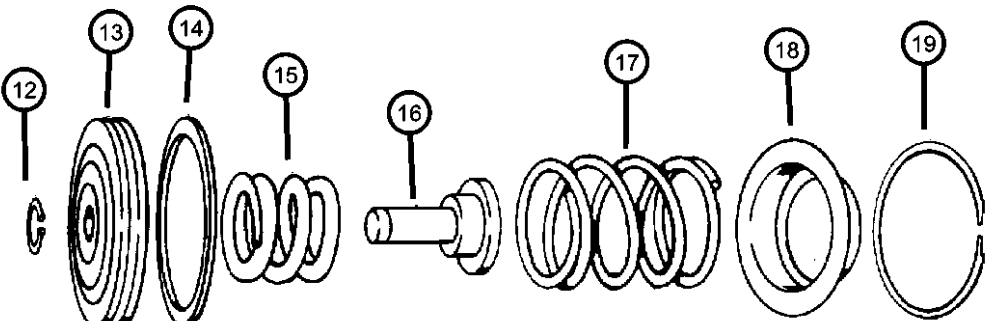
GRAND CHEROKEE (ZJ)		BODY		ENGINE		TRANSMISSION	
SERIES	LINE						
L = LOWLINE	T = JEEP - 2WD J = JEEP - 4WD	74 = SPORT UTILITY 4-DR		ELF = 5.2L V8 MPI Engine EML = 5.9L V8 MPI Engine ERH = 4.0L Power Tech I-6 Engine		DGK = 4-Spd. Automatic 42RE Transmission DGT = 4-Spd. Automatic 46RE Transmission DGW = TRANSMISSION - 4-SPD. AUTOMATIC, 44RE DGO = ALL AUTOMATIC TRANSMISSIONS	

Servos 44RE (DGW)  
Figure 44RE-720

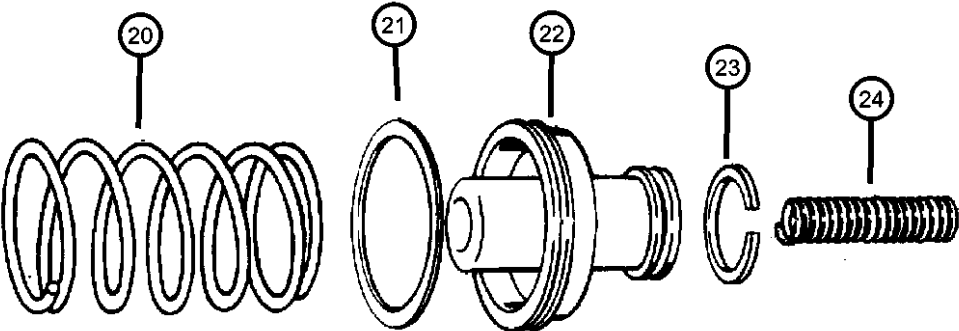
ITEM	PART NUMBER	QTY	LINE	SERIES	BODY	ENGINE	TRANS	TRIM	DESCRIPTION
17	02801274	1	J			EL0	DGW		SPRING, Reverse Servo Piston
		1	T			EL0	DGW		52119522
		1	J			EL0	DGW		52119522 AC
18	02464463	1	J			EL0	DGW		RETAINER, Transmission Rear Clutch
		1	T			EL0	DGW		52119522
		1	J			EL0	DGW		52119522 AC
19	02464464	1	J			EL0	DGW		SNAP RING
		1	T			EL0	DGW		52119522
		1	J			EL0	DGW		52119522 AC
20	04531259	1	J			EL0	DGW		SPRING, Transmission Accumulator
		1	T			EL0	DGW		52119522
		1	J			EL0	DGW		52119522 AC
21	03743013	1	J			EL0	DGW		SEAL, Piston Accumulator
		1	T			EL0	DGW		52119522
		1	J			EL0	DGW		52119522AC
22	03743650	1	J			EL0	DGW		PISTON, Accumulator
		1	T			EL0	DGW		52119522
		1	J			EL0	DGW		52119522 AC
23	03743010	1	J			EL0	DGW		SEAL, Piston Accumulator
		1	T			EL0	DGW		52119522
		1	J			EL0	DGW		52119522 AC
24	04617529	1	J			EL0	DGW		SPRING, Accumulator Piston
		1	T			EL0	DGW		



KICKDOWN SERVO



LOW AND REVERSE SERVO



ACCUMULATOR PISTON AND SPRING

GRAND CHEROKEE (ZJ)		BODY		ENGINE		TRANSMISSION	
SERIES	LINE						
L = LOWLINE	T = JEEP - 2WD J = JEEP - 4WD	74 = SPORT UTILITY 4-DR		ELF = 5.2L V8 MPI Engine EML = 5.9L V8 MPI Engine ERH = 4.0L Power Tech I-6 Engine		DGK = 4-Spd. Automatic 42RE Transmission DGT = 4-Spd. Automatic 46RE Transmission DGW = TRANSMISSION - 4-SPD. AUTOMATIC, 44RE DGO = ALL AUTOMATIC TRANSMISSIONS	

Parking Sprag 44RE (DGW)  
Figure 44RE-730

ITEM	PART NUMBER	QTY	LINE	SERIES	BODY	ENGINE	TRANS	TRIM	DESCRIPTION
1	02466909	1	J			EL0	DGW		SPRING, Parking Sprag
		1	T			EL0	DGW		52119522
		1	J			EL0	DGW		52119522AC
2	04471415	1	J			EL0	DGW		SPRAG, Transmission Parking
		1	T			EL0	DGW		52119522
		1	J			EL0	DGW		52119522AC
3	02466892	1	J			EL0	DGW		SHAFT, Parking Sprag
		1	T			EL0	DGW		52119522
		1	J			EL0	DGW		52119522AC
4	02538042	1	J			EL0	DGW		PLUG, Parking Sprag
		1	T			EL0	DGW		52119522
		1	J			EL0	DGW		52119522AC
5	02538034	1	J			EL0	DGW		SNAP RING, Transmission
		1	T			EL0	DGW		52119522
		1	J			EL0	DGW		52119522AC
6	04431748	1	J			EL0	DGW		ROD, Parking Sprag
		1	T			EL0	DGW		52119522
		1	J			EL0	DGW		52119522 AC
7	06035256	1	J			EL0	DGW		SNAP RING, Rod
		1	T			EL0	DGW		52119522
		1	J			EL0	DGW		52119522AC

GRAND CHEROKEE (ZJ)				
SERIES	LINE	BODY	ENGINE	TRANSMISSION
L = LOWLINE	T = JEEP - 2WD J = JEEP - 4WD	74 = SPORT UTILITY 4-DR	ELF = 5.2L V8 MPI Engine EML = 5.9L V8 MPI Engine ERH = 4.0L Power Tech I-6 Engine	DGK = 4-Spd. Automatic 42RE Transmission DGT = 4-Spd. Automatic 46RE Transmission DGW = TRANSMISSION - 4-SPD. AUTOMATIC,44RE DGO = ALL AUTOMATIC TRANSMISSIONS

AR = use ase required - = Non illustrated part



Clutch 44RE (DGW)  
Figure 44RE-1010

ITEM	PART NUMBER	QTY	LINE	SERIES	BODY	ENGINE	TRANS	TRIM	DESCRIPTION
1	04740774	2	J			EL0	DGW		PLATE PACKAGE, Transmission Module
		2	T			EL0			52119522
		1	J			EL0	DGW		52119522 AC
2		1							BEARING, Overdrive, (NOT SERVICED),
3	04778742	1	J			EL0	DGW		GEAR, Overdrive Sun
		1	T			EL0	DGW		52119522
		1	J			EL0	DGW		52119522 AC
4		1							BUSHING, (NOT SERVICED),
5	04798520	1	J			EL0	DGW		CARRIER, O/Drive Planet Pinion
		1	T			EL0	DGW		52119522
		1	J			EL0	DGW		52119522 AC
6	04461124	1	J			EL0	DGW		RACE, Overrunning Clutch
		1	T			EL0	DGW		52119522
		1	J			EL0	DGW		52119522 AC
7	04461014	1	J			EL0	DGW		THRUST BEARING, Ovedrive Third Position
		1	T			EL0	DGW		52119522
		1	J			EL0	DGW		52119522 AC
8	04461015	1	J			EL0	DGW		CLUTCH, Overdrive Overrunning
		1	T			EL0	DGW		52119522
		1	J			EL0	DGW		52119522 AC
9	04761010	1	J			EL0	DGW		GEAR, Overdrive Annulus
		1	T			EL0	DGW		52119522
		1	J			EL0	DGW		52119522 AC
10									SNAP RING, 5.25 OD

GRAND CHEROKEE (ZJ)		BODY		ENGINE		TRANSMISSION	
SERIES	LINE						
L = LOWLINE	T = JEEP - 2WD	74 = SPORT UTILITY 4-DR		ELF = 5.2L V8 MPI Engine		DGK = 4-Spd. Automatic 42RE	
	J = JEEP - 4WD			EML = 5.9L V8 MPI Engine		Transmission	
				ERH = 4.0L Power Tech I-6 Engine		DGT = 4-Spd. Automatic 46RE	
						Transmission	
						DGW = TRANSMISSION - 4-SPD.	
						AUTOMATIC, 44RE	
						DGO = ALL AUTOMATIC	
						TRANSMISSIONS	

Clutch 44RE (DGW)  
Figure 44RE-1010

ITEM	PART NUMBER	QTY	LINE	SERIES	BODY	ENGINE	TRANS	TRIM	DESCRIPTION
11	04461059	1	J			EL0	DGW		52119522
		1	T			EL0	DGW		
		1	J			EL0	DGW		52119522 AC
12	04461060	2	J			EL0	DGW		52119522
		2	T			EL0	DGW		
		2	J			EL0	DGW		52119522 AC
13	04461089	1	J			EL0	DGW		DRUM, Automatic Transmission
		1	T			EL0	DGW		52119522
		1	J			EL0	DGW		52119522 AC
14	04461063	1	J			EL0	DGW		SNAP RING, 6.00 OD
		1	T			EL0	DGW		52119522
		1	J			EL0	DGW		52119522 AC
15	04461027	1	J			EL0	DGW		SPRING, Direct Clutch
		1	T			EL0	DGW		52119522
		1	J			EL0	DGW		52119522 AC
16	04461072	1	J			EL0	DGW		HUB, Direct Clutch
		1	T			EL0	DGW		52119522
		1	J			EL0	DGW		52119522 AC
17	04446724	1	J			EL0	DGW		THRUST BEARING, Overdrive
		1	T			EL0	DGW		52119522
		1	J			EL0	DGW		52119522 AC
18	04461030	1	J			EL0	DGW		PLATE, Transmission Clutch Reaction
		1	T			EL0	DGW		52119522
		1	J			EL0	DGW		52119522 AC
									DISC, Direct Clutch

GRAND CHEROKEE (ZJ)		BODY		ENGINE		TRANSMISSION	
SERIES	LINE						
L = LOWLINE	T = JEEP - 2WD	74 = SPORT UTILITY 4-DR		ELF = 5.2L V8 MPI Engine		DGK = 4-Spd. Automatic 42RE	
	J = JEEP - 4WD			EML = 5.9L V8 MPI Engine		Transmission	
				ERH = 4.0L Power Tech I-6		DGT = 4-Spd. Automatic 46RE	
				Engine		Transmission	
						DGW = TRANSMISSION - 4-SPD.	
						AUTOMATIC, 44RE	
						DGO = ALL AUTOMATIC	
						TRANSMISSIONS	

Clutch 44RE (DGW)  
Figure 44RE-1010

ITEM	PART NUMBER	QTY	LINE	SERIES	BODY	ENGINE	TRANS	TRIM	DESCRIPTION
19	04461042	8	J			EL0	DGW		52119522
		8	T			EL0	DGW		
		8	J			EL0	DGW		52119522 AC
20	04461054	7	J			EL0	DGW		PLATE, Transmission Clutch Reaction
		7	T			EL0	DGW		52119522
		7	J			EL0	DGW		52119522 AC
21	04461031	1	J			EL0	DGW		PLATE, Transmission Clutch Reaction
		1	T			EL0	DGW		52119522
		1	J			EL0	DGW		52119522 AC
22	04461027	1	J			EL0	DGW		SPRING, Direct Clutch
		1	J			EL0	DGW		52119522 AC
		1	T			EL0	DGW		52119522
23	04461064	1	J			EL0	DGW		SNAP RING, 1.875" OD
		1	T			EL0	DGW		52119522
		1	J			EL0	DGW		52119522 AC
24	04412583	1	J			EL0	DGW		FILTER, Overdrive Clutch
		1	T			EL0	DGW		52119522
		1	J			EL0	DGW		52119522 AC
25	04617246	1	J			EL0	DGW		RETAINER, Transmission Overdrive Clutch Piston
		1	T			EL0	DGW		52119522
		1	J			EL0	DGW		52119522 AC
	52118599	1	J			EL0	DGW		PISTON, Overdrive Clutch
		1	T			EL0	DGW		52119522
		1	J			EL0	DGW		52119522 AC

GRAND CHEROKEE (ZJ)		BODY		ENGINE		TRANSMISSION	
SERIES	LINE						
L = LOWLINE	T = JEEP - 2WD	74 = SPORT UTILITY 4-DR		ELF = 5.2L V8 MPI Engine		DGK = 4-Spd. Automatic 42RE	
	J = JEEP - 4WD			EML = 5.9L V8 MPI Engine		Transmission	
				ERH = 4.0L Power Tech I-6 Engine		DGT = 4-Spd. Automatic 46RE	
						Transmission	
						DGW = TRANSMISSION - 4-SPD.	
						AUTOMATIC, 44RE	
						DGO = ALL AUTOMATIC	
						TRANSMISSIONS	

Clutch 44RE (DGW)  
Figure 44RE-1010

ITEM	PART NUMBER	QTY	LINE	SERIES	BODY	ENGINE	TRANS	TRIM	DESCRIPTION
26	06033479	6	J			EL0	DGW		BOLT, Hex Head, .25-28x1-5/8
		6	T			EL0	DGW		52119522
		6	J			EL0	DGW		52119522 AC
27	04431697	1	J			EL0	DGW		SEAL, Overdrive Clutch Piston
		1	T			EL0	DGW		52119522
		1	J			EL0	DGW		52119522 AC
28	04431696	1	J			EL0	DGW		SEAL, Overdrive Clutch Piston
		1	T			EL0	DGW		52119522
		1	J			EL0	DGW		52119522 AC
29	04431585	1	J			EL0	DGW		PLATE, Transmission O/Drive Clutch
		1	J			EL0	DGW		.123'-.125' Thick, 521119522
	04431586	1	J			EL0	DGW		.123'-.125' Thick, 52119522AC
		1	J			EL0	DGW		.153'-.155' Thick, 52119522
	04431587	1	J			EL0	DGW		.153'-.155' Thick, 52119522AC
		1	J			EL0	DGW		.183'-.185' Thick, 52119522
	04431588	1	J			EL0	DGW		.183'-.185' Thick, 52119522AC
		1	J			EL0	DGW		.213'-.215' Thick, 52119522
	04431590	1	J			EL0	DGW		.213'-.215' Thick, 52119522AC
		1	J			EL0	DGW		.243'-.245' Thick, 52119522
	04431731	1	J			EL0	DGW		.243'-.245' Thick, 52119522AC
		1	J			EL0	DGW		.138'-.140' Thick, 52119522
	04431732	1	J			EL0	DGW		.138'-.140' Thick, 52119522AC
		1	J			EL0	DGW		.168'-.170' Thick, 52119522
	04431733	1	J			EL0	DGW		.168'-.170' Thick, 52119522AC
		1	J			EL0	DGW		.198'-.200' Thick, 52119522
04431734	1	J				EL0	DGW		.198'-.200' Thick, 52119522AC
	1	J				EL0	DGW		.228'-.230' Thick, 52119522
		1	J			EL0	DGW		.228'-.230' Thick, 52119522AC

GRAND CHEROKEE (ZJ)

SERIES LINE  
L = LOWLINE T = JEEP - 2WD  
J = JEEP - 4WD

BODY  
74 = SPORT UTILITY 4-DR

ENGINE  
ELF = 5.2L V8 MPI Engine  
EML = 5.9L V8 MPI Engine  
ERH = 4.0L Power Tech I-6 Engine

TRANSMISSION  
DGK = 4-Spd. Automatic 42RE Transmission  
DGT = 4-Spd. Automatic 46RE Transmission  
DGW = TRANSMISSION - 4-SPD. AUTOMATIC, 44RE  
DGO = ALL AUTOMATIC TRANSMISSIONS

AR = use ase required - = Non illustrated part

1998 ZJ

Clutch 44RE (DGW)  
Figure 44RE-1010

ITEM	PART NUMBER	QTY	LINE	SERIES	BODY	ENGINE	TRANS	TRIM	DESCRIPTION
30	04431916	1	J			EL0	DGW		SPACER, Intermediate Shaft, 1.58mm
		1	T			EL0	DGW		52119522
		1	J			EL0	DGW		52119522 AC
-31	04431917	1	J			EL0	DGW		SPACER, Intermediate Shaft, .175
		1	T			EL0	DGW		52119522
		1	J			EL0	DGW		52119522AC
-32	04431918	1	J			EL0	DGW		SPACER, Intermediate Shaft, .193
		1	T			EL0	DGW		52119522
		1	J			EL0	DGW		52119522AC
-33	04431919	1	J			EL0	DGW		SPACER, Intermediate Shaft, .211
		1	T			EL0	DGW		52119522
		1	J			EL0	DGW		52119522AC
34	04461082	1	J			EL0	DGW		SNAP RING, Overdrive Clutch
		1	T			EL0	DGW		52119522
		1	J			EL0	DGW		52119522 AC
35	04461031	1	J			EL0	DGW		PLATE, Transmission Clutch Reaction
		1	T			EL0	DGW		52119522
		1	J			EL0	DGW		52119522 AC
36	04461030	1	J			EL0	DGW		PLATE, Transmission Clutch Reaction
	04461047	3	J			EL0			52119522 AC
		3	T			EL0	DGW		52119522
37	04461181	4	J			EL0			DISC, Direct Clutch
		4	T			EL0	DGW		52119522

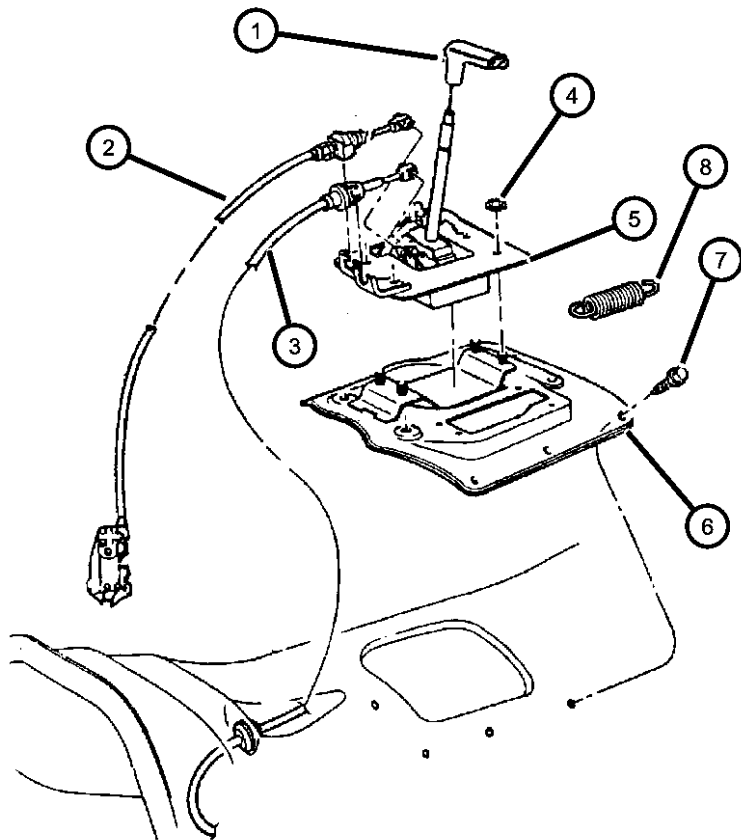
GRAND CHEROKEE (ZJ)		BODY		ENGINE		TRANSMISSION	
SERIES	LINE						
L = LOWLINE	T = JEEP - 2WD	74 = SPORT UTILITY 4-DR		ELF = 5.2L V8 MPI Engine		DGK = 4-Spd. Automatic 42RE	
	J = JEEP - 4WD			EML = 5.9L V8 MPI Engine		Transmission	
				ERH = 4.0L Power Tech I-6 Engine		DGT = 4-Spd. Automatic 46RE	
						Transmission	
						DGW = TRANSMISSION - 4-SPD.	
						AUTOMATIC, 44RE	
						DGO = ALL AUTOMATIC	
						TRANSMISSIONS	

Clutch 44RE (DGW)  
Figure 44RE-1010

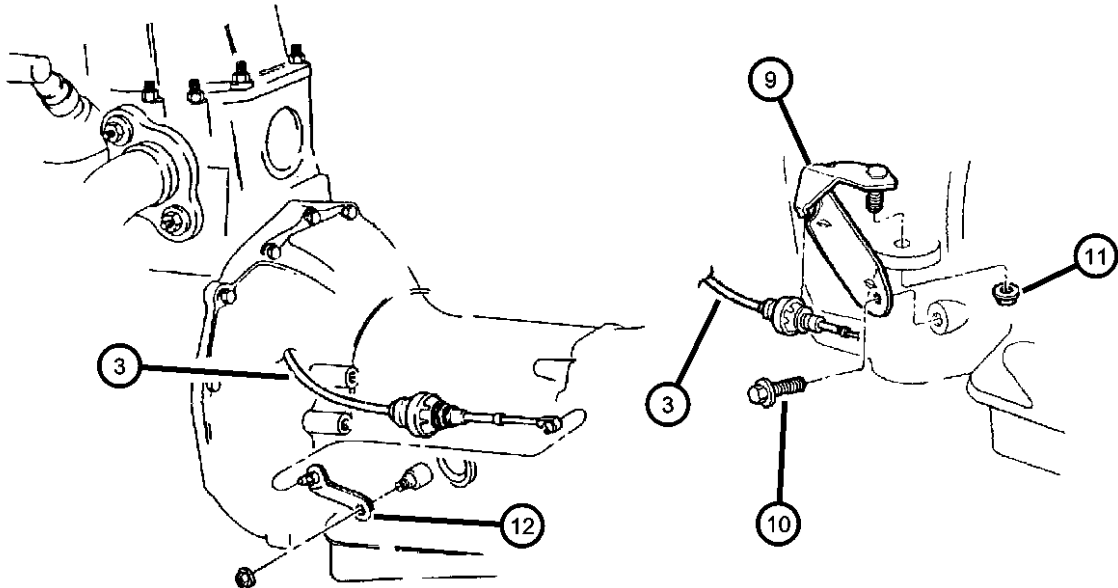
ITEM	PART NUMBER	QTY	LINE	SERIES	BODY	ENGINE	TRANS	TRIM	DESCRIPTION
38	04461033	4	J			EL0	DGW		52119522 AC PLATE, Transmission Clutch Reaction
		2	J			EL0			52119522
		2	T			EL0	DGW		
39	04461066	1	J			EL0	DGW		52119522 AC SPRING, Overdrive Clutch
		1	J			EL0			52119522
		1	T			EL0	DGW		
40	04461065	1	J			EL0	DGW		52119522 AC SNAP RING, 6.50 OD
		1	J			EL0			52119522
		1	T			EL0	DGW		
		1	J			EL0	DGW		52119522 AC

GRAND CHEROKEE (ZJ)		BODY	ENGINE	TRANSMISSION
SERIES	LINE			
L = LOWLINE	T = JEEP - 2WD J = JEEP - 4WD			
		74 = SPORT UTILITY 4-DR	ELF = 5.2L V8 MPI Engine EML = 5.9L V8 MPI Engine ERH = 4.0L Power Tech I-6 Engine	DGK = 4-Spd. Automatic 42RE Transmission DGT = 4-Spd. Automatic 46RE Transmission DGW = TRANSMISSION - 4-SPD. AUTOMATIC, 44RE DGO = ALL AUTOMATIC TRANSMISSIONS

Controls 44RE (DGW)  
Figure 44RE-1210



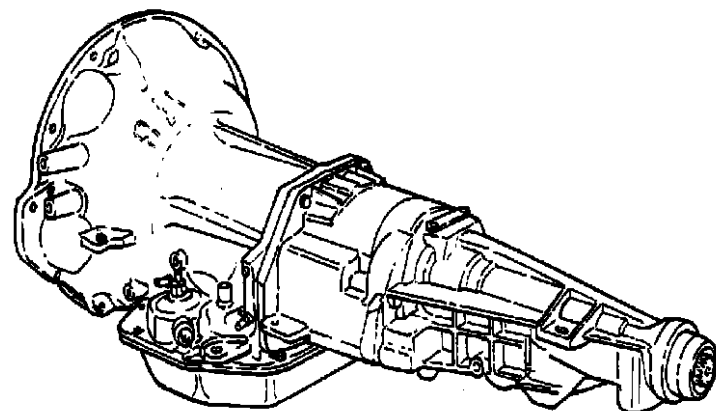
ITEM	PART NUMBER	QTY	LINE	SERIES	BODY	ENGINE	TRANS	TRIM	DESCRIPTION
1	53007750	1				EL0, ER0	DG0		HANDLE, Gearshift, Trans. Gearshift
2	52078961	1					DG0		CABLE, Park Interlock
3	52104095	1					DG0		CABLE, Gearshift Control
4	06101695	4					DG0		NUT, Hex Flange Lock, M8x1.25, Shifter Hsg. Mounting
5	52104067	1				EL0, ER0	DG0		HOUSING AND LEVER, Shifter
6	55295725	1	J				DG0		COVER, Gearshift
7									LEVER, Throttle Valve
	03681227	1	J			EL0	DGW		52119522
		1	T			EL0	DGW		
		1	J			EL0	DGW		52119522 AC
8	53003350	1				EL0, ER0	DG0		SPRING, Pawl Return
9	52078255	1				EL0, ER0	DG0		BRACKET, Shift Cable
10	53009055	1					DG0		SPRING, Throttle Valve Return
11	52078867	1					DG0		BRACKET, Cable
12	00181112	1					DG0		SCREW AND WASHER, .375-16x1.00



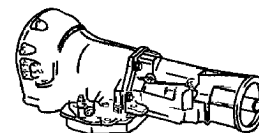
GRAND CHEROKEE (ZJ)		BODY		ENGINE		TRANSMISSION	
SERIES	LINE						
L = LOWLINE	T = JEEP - 2WD J = JEEP - 4WD	74 = SPORT UTILITY 4-DR		ELF = 5.2L V8 MPI Engine EML = 5.9L V8 MPI Engine ERH = 4.0L Power Tech I-6 Engine		DGK = 4-Spd. Automatic 42RE Transmission DGT = 4-Spd. Automatic 46RE Transmission DGW = TRANSMISSION - 4-SPD. AUTOMATIC, 44RE DGO = ALL AUTOMATIC TRANSMISSIONS	

# Group - 46RE

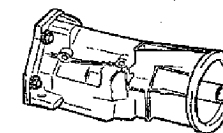
## Automatic Transmission 4 Speed



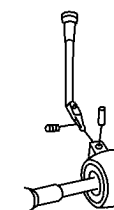
**46RE-100**  
Transmission Assembly



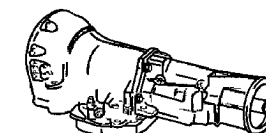
**46RE-1000**  
Overdrive Gear Train



**46RE-1200**  
Gearshift Controls




**46RE-200**  
Case and Extension



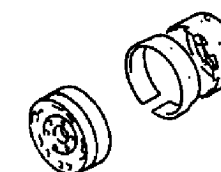
**46RE-300**  
Oil Pump




**46RE-400**  
Gear Train



**46RE-500**  
Bands, Reverse and Kickdown



**46RE-700**  
Valve Body



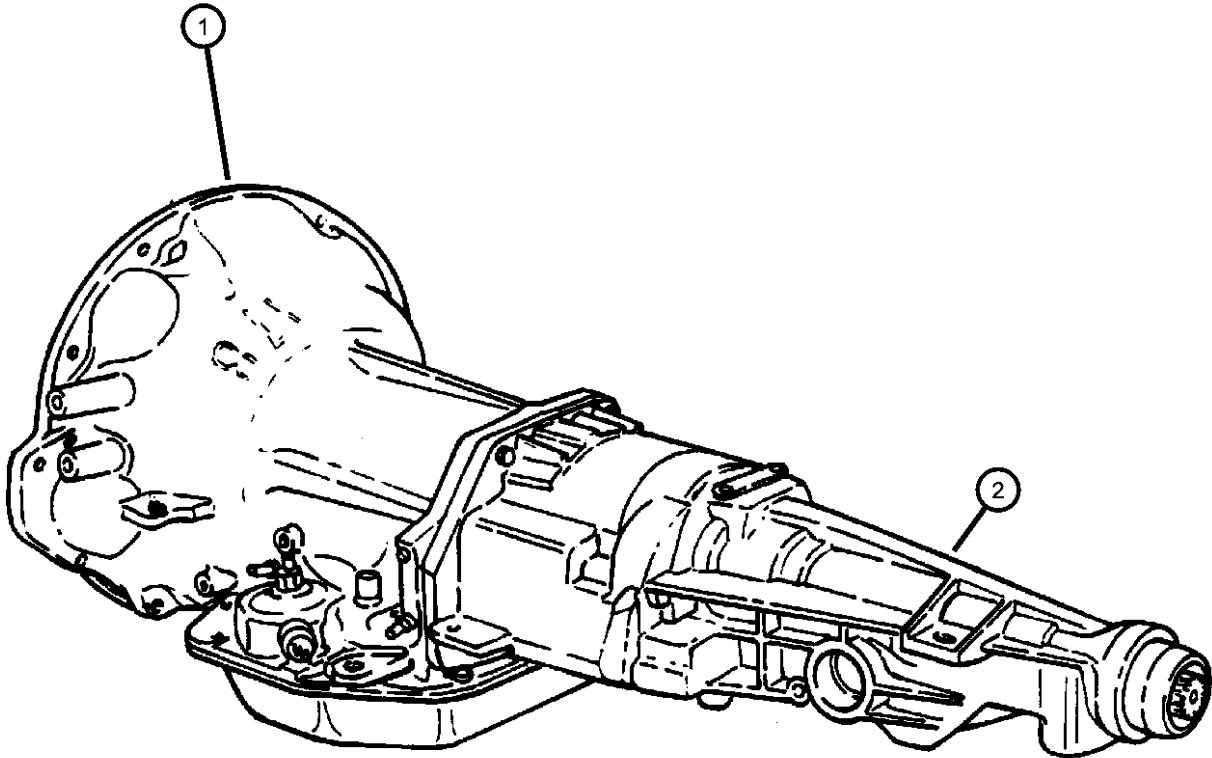


Group - 46RE Automatic Transmission 4 Speed

Illustration Title	Group-Fig. No.
<b>Transmission Assembly</b>	
Transmission 46RE DGT .....	Fig. 46RE - 110
<b>Case and Extension</b>	
Case and Related Parts 46RE DGT .....	Fig. 46RE - 210
Adapter 46RE DGT .....	Fig. 46RE - 220
<b>Oil Pump</b>	
Pump, Oil with Reaction Shaft .....	Fig. 46RE - 310
<b>Gear Train</b>	
Clutch, Front and Rear with Gear Train 46RE DGT .....	Fig. 46RE - 410
Gear Train and Intermediate Shaft 46RE DGT .....	Fig. 46RE - 420
Output Shaft 46RE DGT .....	Fig. 46RE - 430
<b>Bands, Reverse and Kickdown</b>	
Bands, Reverse and Kickdown with Linkage 46RE DGT .....	Fig. 46RE - 510
<b>Valve Body</b>	
Valve Body 46RE DGT .....	Fig. 46RE - 710
Parking Sprag 46RE DGT .....	Fig. 46RE - 730
<b>Overdrive Gear Train</b>	
Clutch, Overdrive with Gear Train 46RE DGT .....	Fig. 46RE - 1010
<b>Gearshift Controls</b>	
Controls, Gearshift, Floor Mounted, Automatic Transmission, 4 Speed, 46RE .....	Fig. 46RE - 1210

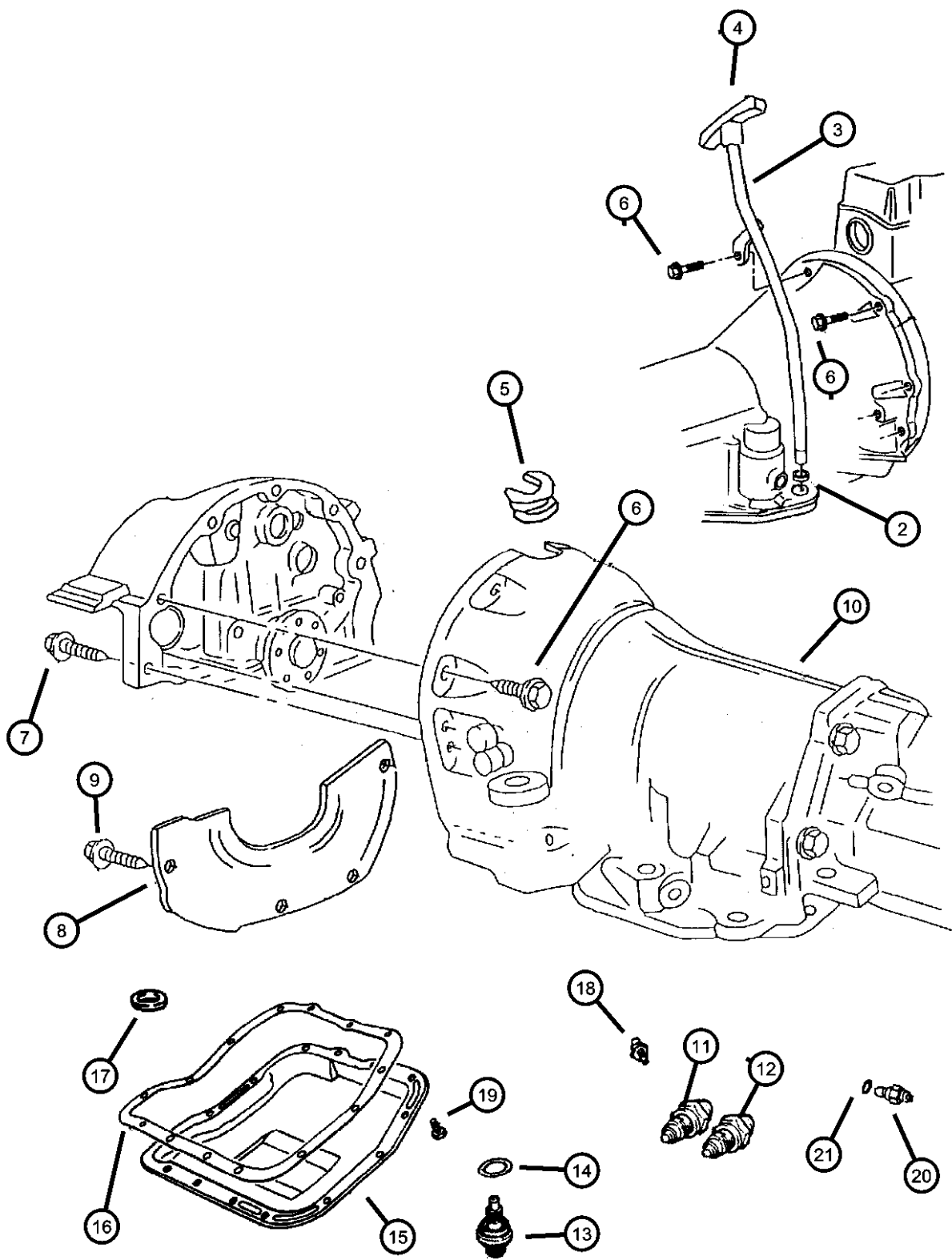
Transmission 46RE DGT  
Figure 46RE-110

ITEM	PART NUMBER	QTY	LINE	SERIES	BODY	ENGINE	TRANS	TRIM	DESCRIPTION
1	05003192AB	1	J			EM0	DGT		TRANSMISSION PACKAGE, w/52119803AB(package contains 52119803AB, K4736591 Coverter, K1949765 Screw) Mopar Remanufactured Part
2	R5003192AB								
	52118155	1	J			EM0	DGT		OVERDRIVE Mopar Remanufactured Part
	R2118155								Mopar Remanufactured Part
	U2118155								Mopar Remanufactured Part



GRAND CHEROKEE (ZJ)				
SERIES	LINE	BODY	ENGINE	TRANSMISSION
L = LOWLINE	T = JEEP - 2WD J = JEEP - 4WD	74 = SPORT UTILITY 4-DR	ELF = 5.2L V8 MPI Engine EML = 5.9L V8 MPI Engine ERH = 4.0L Power Tech I-6 Engine	DGK = 4-Spd. Automatic 42RE Transmission DGT = 4-Spd. Automatic 46RE Transmission DGW = TRANSMISSION - 4-SPD. AUTOMATIC, 44RE DGO = ALL AUTOMATIC TRANSMISSIONS

Case and Related Parts 46RE DGT  
Figure 46RE-210

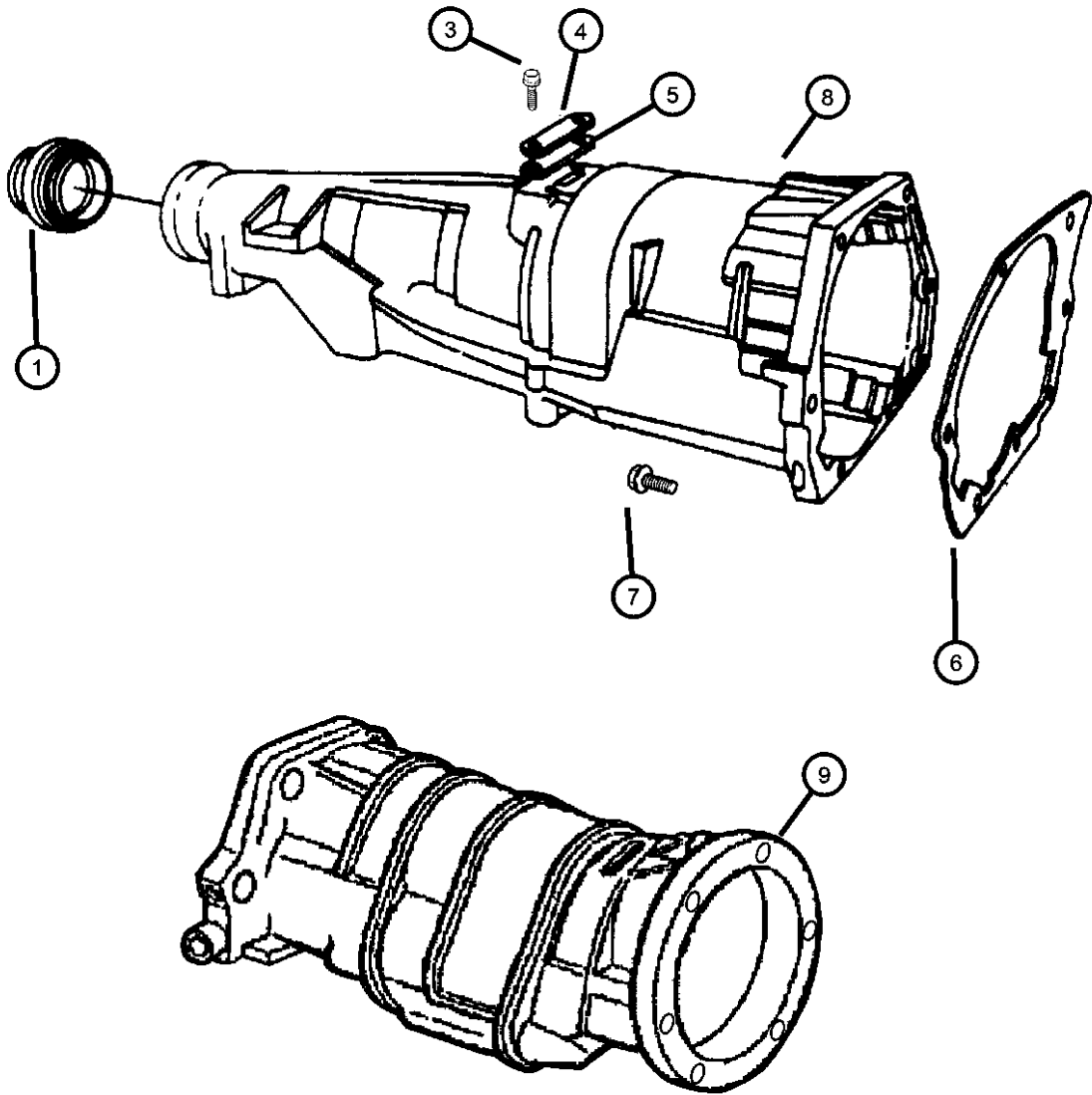


ITEM	PART NUMBER	QTY	LINE	SERIES	BODY	ENGINE	TRANS	TRIM	DESCRIPTION
-1	04863884	1	J			EM0	DGT		SEAL AND GASKET PACKAGE, Transmission
2	52118629AB	1					DG0		SEAL, Oil Filler Tube
3	52104271AB	1				EM0	DG0		TUBE, Transmission Oil Filler
4	52118641	1					DG0		INDICATOR, Transmission Fluid Level
5	52117709	1				EL0, EM0			GROMMET, Timing Probe
6	06022266	4				EL0, EM0	DG0		SCREW, Hex Head, .375-16x1.5
7	06024473	2				EL0, EM0	DG0		SCREW AND WASHER, Hex Head, .437-14x2.00
8	52117556	1				EL0, EM0	DG0		COVER, Transmission Dust
9	06023092	4				EL0, EM0	DG0		SCREW AND WASHER, Hex Head, .25-20x.50
10	52118818AA	1	J			EM0	DGT		CASE, Transmission
11	06033879	1	J			EM0	DGT		NUT, Inverted Flare, .62-18
12	52028471	1	J			EM0	DGT		CONNECTOR, Oil Cooler Tube, .375 Tube x .25 Thread
13	04412879	1	J			EM0	DGT		SENSOR, Transmission Output Speed
14	06501658AB	1	J			EM0	DGT		O RING, Trans Speed Sensor
15	52116089AA	1	J			EM0	DGT		PAN, Transmission Oil
16	02464324	1	J			EM0	DGT		GASKET, Oil Pan
17	03681601	1	J			EM0	DGT		MAGNET, Transmission
18	02400389	1	J			EM0	DGT		SCREW, Trans Kick Down Band Adjusting, .5-20x2.54
19	04723548	2	J			EM0	DGT		SCREW AND WASHER, Hex Head, .312-18x.625
20	56028181	1	J			EM0	DGT		SWITCH, Neutral, Safety, Back Up
21	02408143	1	J			EM0	DGT		WASHER, Switch

GRAND CHEROKEE (ZJ)		BODY		ENGINE		TRANSMISSION	
SERIES	LINE						
L = LOWLINE	T = JEEP - 2WD J = JEEP - 4WD	74 = SPORT UTILITY 4-DR		ELF = 5.2L V8 MPI Engine EML = 5.9L V8 MPI Engine ERH = 4.0L Power Tech I-6 Engine		DGK = 4-Spd. Automatic 42RE Transmission DGT = 4-Spd. Automatic 46RE Transmission DGW = TRANSMISSION - 4-SPD. AUTOMATIC, 44RE DGO = ALL AUTOMATIC TRANSMISSIONS	

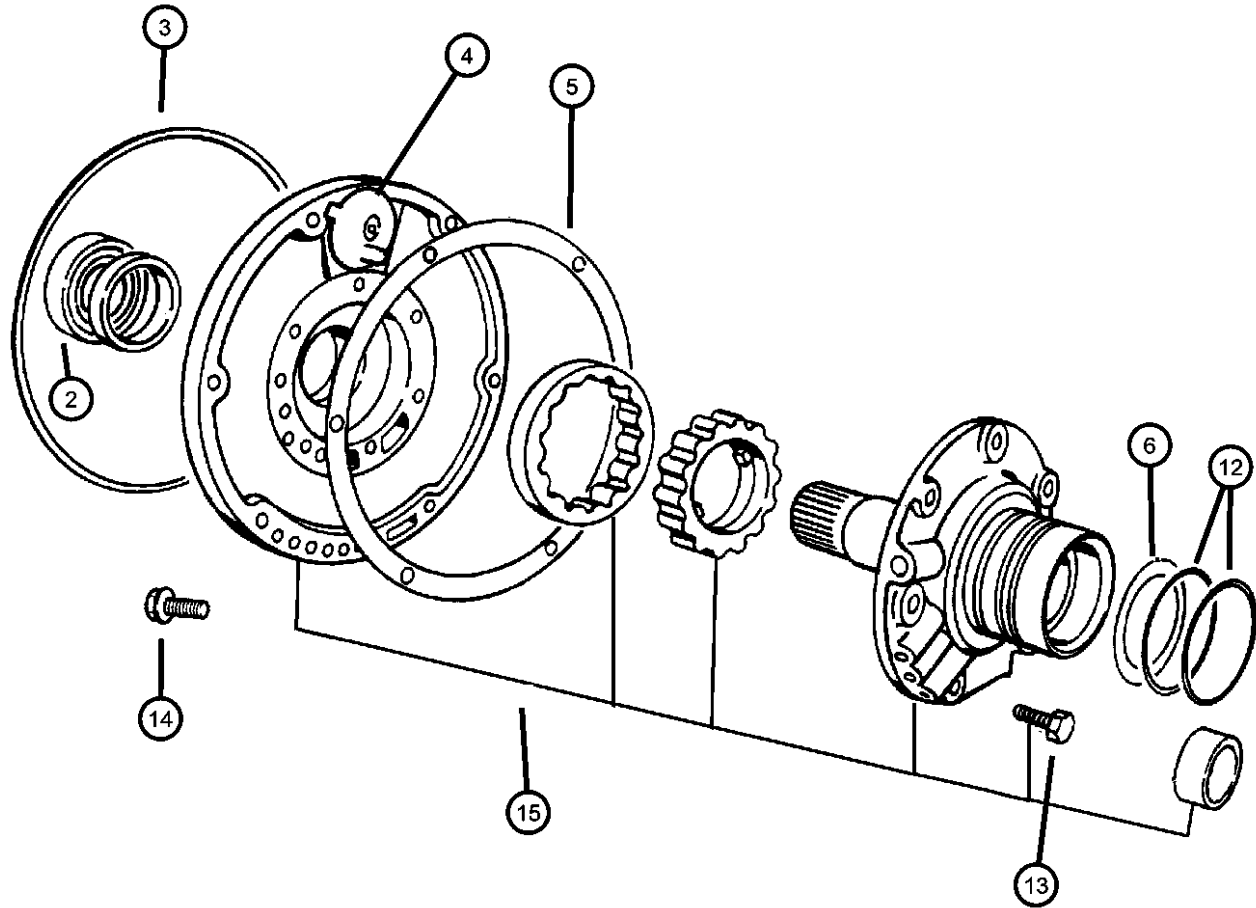
Adapter 46RE DGT  
Figure 46RE-220

ITEM	PART NUMBER	QTY	LINE	SERIES	BODY	ENGINE	TRANS	TRIM	DESCRIPTION
1	04531216	1	T			ER0	DGK		SEAL, Extension Yoke
-2	04269956	1	J			EM0	DGT		SEAL, AdapterFour Wheel Drive
3	04269956	1							SCREW, Hex Flange Head, .25-20x.875, (NOT SERVICED)
4	02466957	1	J			EM0	DGT		COVER, Transmission Converter
5	02801398	1	J			EM0	DGT		GASKET, Transmission
6	04471565	1	J			EM0	DGT		GASKET, Overdrive Piston Retainer
7	06033745	7	J			EM0	DGT		SCREW, Hex Flange Head, .375-16x1.44
8	06033745	7							CASE, Transmission Rear, (NOT REQUIRED)
9	04797342	1	J			EM0	DGT		ADAPTER, Transfer Case



GRAND CHEROKEE (ZJ)					
SERIES	LINE	BODY	ENGINE	TRANSMISSION	
L = LOWLINE	T = JEEP - 2WD J = JEEP - 4WD	74 = SPORT UTILITY 4-DR	ELF = 5.2L V8 MPI Engine EML = 5.9L V8 MPI Engine ERH = 4.0L Power Tech I-6 Engine	DGK = 4-Spd. Automatic 42RE Transmission DGT = 4-Spd. Automatic 46RE Transmission DGW = TRANSMISSION - 4-SPD. AUTOMATIC, 44RE DGO = ALL AUTOMATIC TRANSMISSIONS	

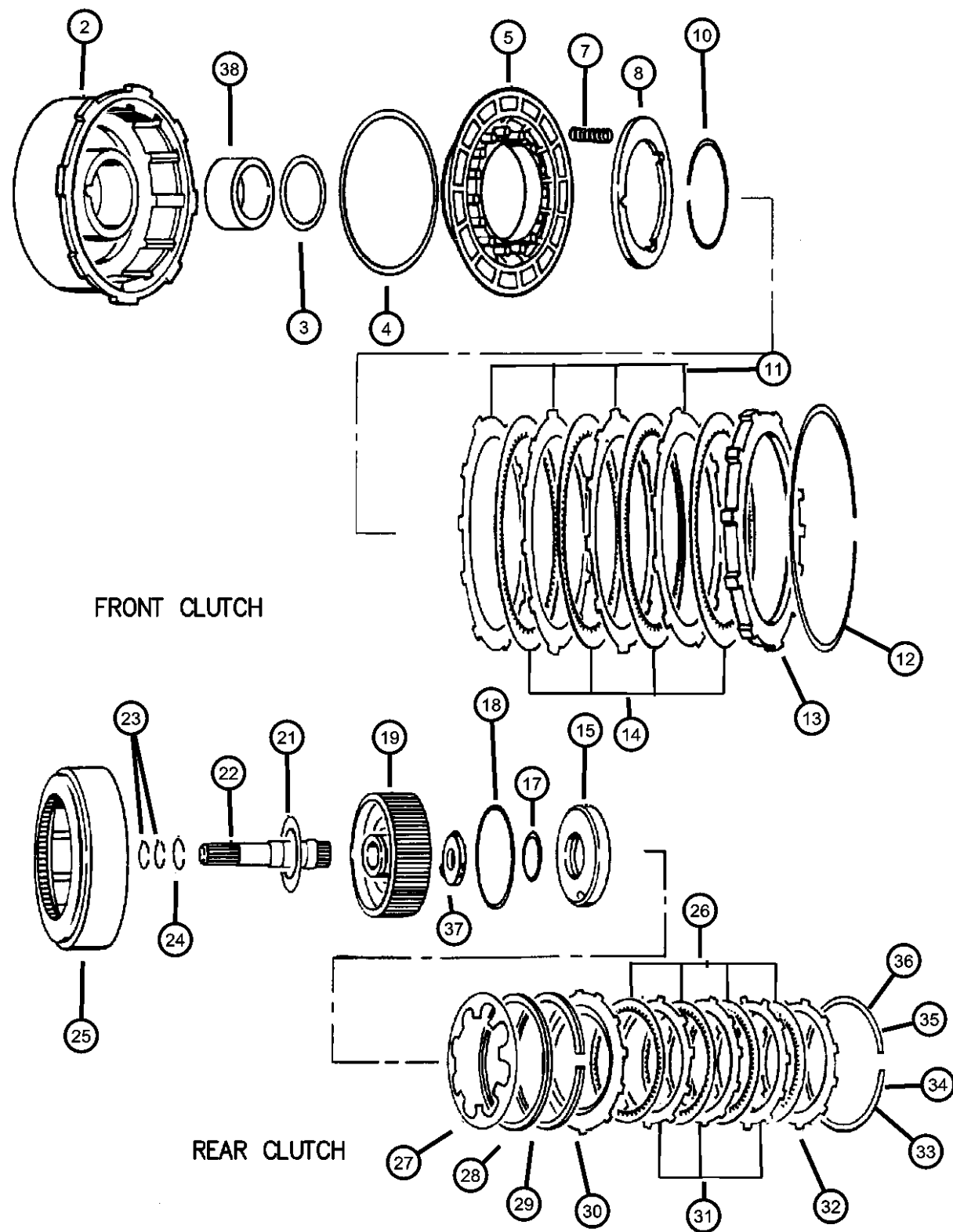
Pump, Oil with Reaction Shaft  
Figure 46RE-310



ITEM	PART NUMBER	QTY	LINE	SERIES	BODY	ENGINE	TRANS	TRIM	DESCRIPTION
-1	04746109	1	J			EM0	DGT		GASKET AND SEAL PACKAGE, Transmission Oil Pump
2	04531225	1	J			EM0	DGT		SEAL, Impeller Hub, 57.25mm OD
3	01942021	1	J			EM0	DGT		SEAL, Front Pump Housing
4	03420087	1	J			EM0	DGT		BAFFLE PACKAGE, Pump
5	04028377	1	J			EM0	DGT		GASKET, Transmission Oil Pump
6	04617161	1	J			EM0	DGT		THRUST WASHER, Front Clutch, Neutral .062' Thick
-7	04617162	1	J			EM0	DGT		THRUST WASHER, Front Clutch, Pink .085, Pink .085 Thick
-8	04617163	1	J			EM0	DGT		THRUST WASHER, Front Clutch, Yellow .103, Yellow .102' Thick
-9	04617164	1	J			EM0	DGT		THRUST WASHER, Front Clutch, Orange .121, Orange .121' Thick
-10	04617165	1	J			EM0	DGT		THRUST WASHER, Front Clutch, Blue .139", Blue .139' Thick
-11	04617166	1	J			EM0	DGT		THRUST WASHER, Front Clutch, Black .157, Black .157' Thick
12	03743689	2	J			EM0	DGT		SEAL, Reaction Shaft
13	00179815	6	J			EM0	DGT		SCREW, Hex Head, .312-18x.687
14	06023943	7	J			EM0	DGT		SCREW AND WASHER, Hex Flange Head, .312-18x1.375
15	04796467	1	J			EM0	DGT		PUMP PACKAGE, Transmission, with Large Bushing 1.245'

GRAND CHEROKEE (ZJ)					
SERIES	LINE	BODY	ENGINE	TRANSMISSION	
L = LOWLINE	T = JEEP - 2WD J = JEEP - 4WD	74 = SPORT UTILITY 4-DR	ELF = 5.2L V8 MPI Engine EML = 5.9L V8 MPI Engine ERH = 4.0L Power Tech I-6 Engine	DGK = 4-Spd. Automatic 42RE Transmission DGT = 4-Spd. Automatic 46RE Transmission DGW = TRANSMISSION - 4-SPD. AUTOMATIC, 44RE DGO = ALL AUTOMATIC TRANSMISSIONS	

Clutch, Front and Rear with Gear Train 46RE DGT  
Figure 46RE-410



ITEM	PART NUMBER	QTY	LINE	SERIES	BODY	ENGINE	TRANS	TRIM	DESCRIPTION
-1	04637078	1	J			EM0	DGT		SEAL PACKAGE, Transmission Clutch
2	04058437AB	1	J			EM0	DGT		RETAINER, Clutch
3	03410226	1	J			EM0	DGT		SEAL, Front Clutch Piston
4	04058484	1	J			EM0	DGT		SEAL, Front Piston Clutch
5	02464651AB	1	J			EM0	DGT		PISTON, Clutch
-6	00147483	1	J			EM0	DGT		CHECK BALL, Dia-.187
7	04617205	9	J			EM0	DGT		SPRING, Front Clutch
8	02801949	1	J			EM0	DGT		RETAINER, Transmission
-9	00147483	1	J			EM0	DGT		CHECK BALL, Dia-.187
10	02124824	1	J			EM0	DGT		SNAP RING, .060' Thick, 3' I.D.
11	02124826AB	3	J			EM0	DGT		PLATE, Clutch Separator
12	03410570	1	J			EM0	DGT		SNAP RING, .050' Thick, 7-8/64' O.D.
13	04617567	1	J			EM0	DGT		PLATE, Transmission Clutch Reaction
14	04617201AB	3	J			EM0	DGT		DISC, Direct Clutch
15	03743624AB	1	J			EM0	DGT		PISTON, Clutch
-16	00147483	1	J			EM0	DGT		CHECK BALL, Dia-.187
17	01942054	1	J			EM0	DGT		SEAL, Rear Clutch Piston
18	02124835	1	J			EM0	DGT		SEAL, Rear Clutch Piston
19	04617855	1	J			EM0	DGT		RETAINER, Transmission
-20	04058443	1	J			EM0	DGT		SEAL, Rear Clutch Retainer, 1-7/8' O.D.
21	04617161	1	J			EM0	DGT		THRUST WASHER, Front Clutch
22	04617396	1	J			EM0	DGT		INPUT SHAFT, Transmission
23	04741836	1	J			EM0	DGT		SEAL, Input Shaft
24	02124872	1	J			EM0	DGT		SNAP RING, .060' Thick, 1-31/64'O.D.
25	03743622	1	J			EM0	DGT		RETAINER, Rear Clutch
26	02801992AB	4	J			EM0	DGT		DISC, Clutch
27	03743621AB	1	J			EM0	DGT		SPRING, Rear Clutch Piston
28	03515077	1	J			EM0	DGT		SPACER, Rear Clutch Piston, Plastic, 6-13/16' O.D.
29	02466806	1	J			EM0	DGT		SPRING, Rear Clutch
30	02466803	1	J			EM0	DGT		PLATE, Clutch Pressure

GRAND CHEROKEE (ZJ)

SERIES LINE  
L = LOWLINE T = JEEP - 2WD  
J = JEEP - 4WD

BODY  
74 = SPORT UTILITY 4-DR

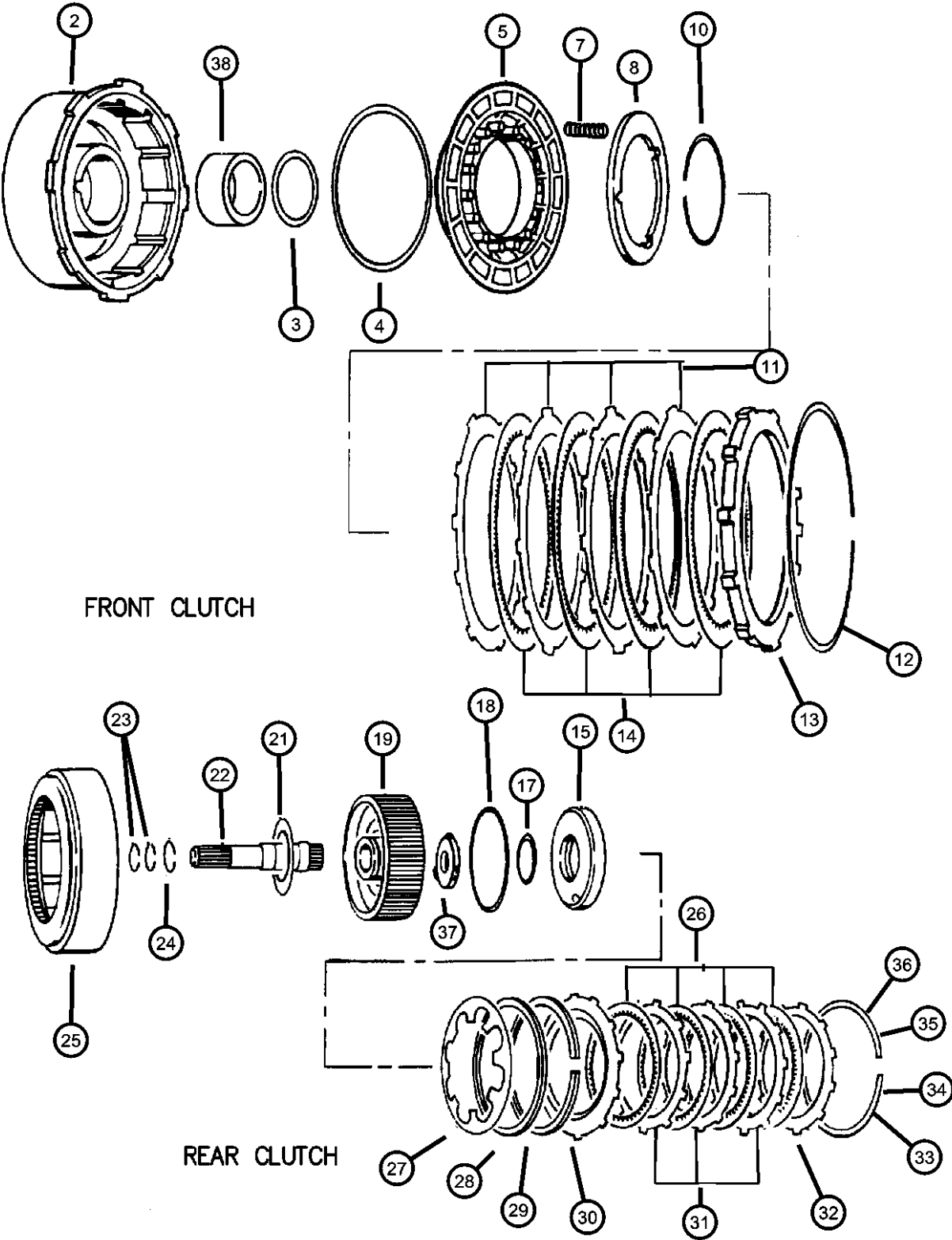
ENGINE  
ELF = 5.2L V8 MPI Engine  
EML = 5.9L V8 MPI Engine  
ERH = 4.0L Power Tech I-6 Engine

TRANSMISSION  
DGK = 4-Spd. Automatic 42RE Transmission  
DGT = 4-Spd. Automatic 46RE Transmission  
DGW = TRANSMISSION - 4-SPD. AUTOMATIC, 44RE  
DGO = ALL AUTOMATIC TRANSMISSIONS

AR = use ase required - = Non illustrated part

1998 ZJ

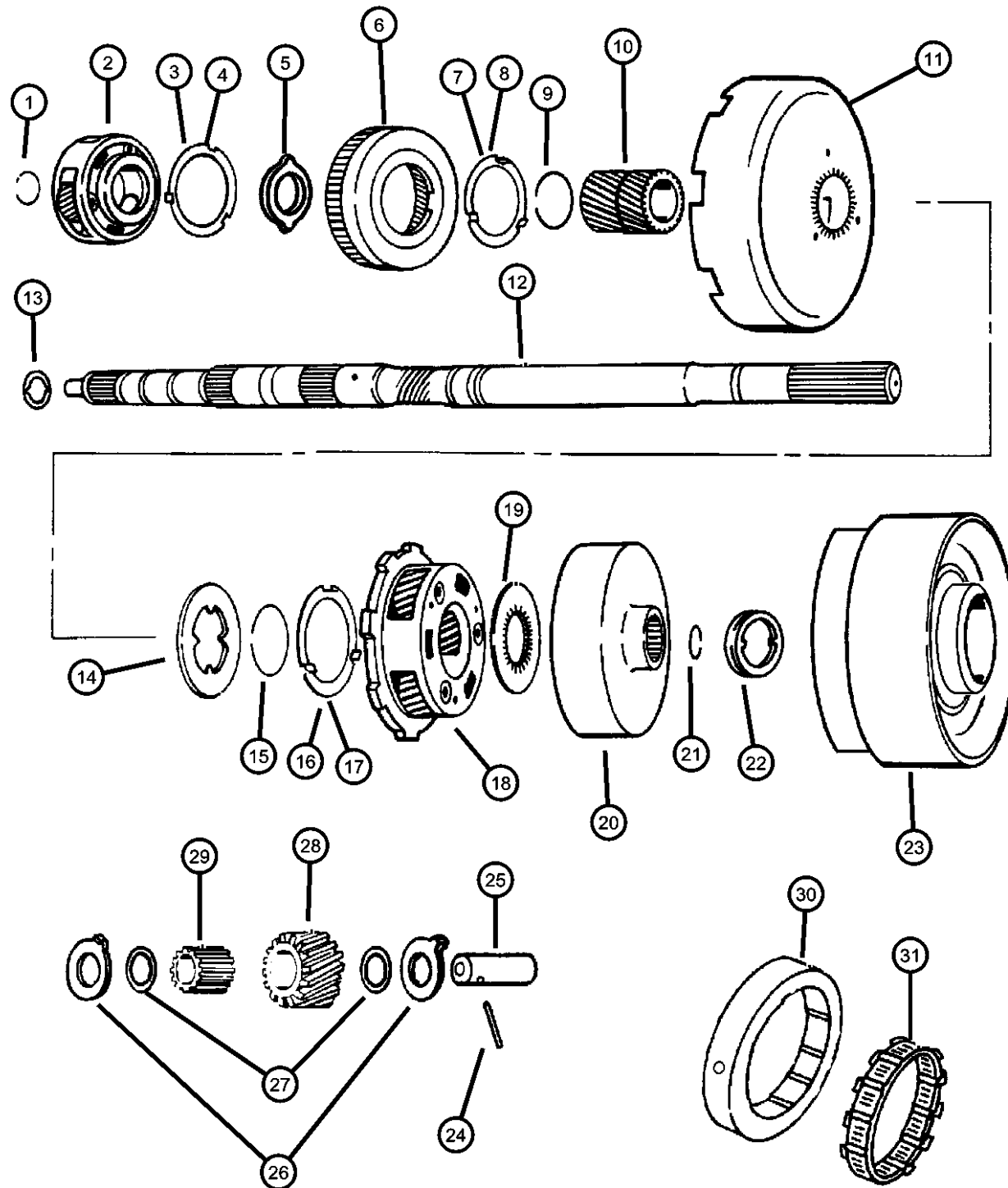
Clutch, Front and Rear with Gear Train 46RE DGT  
Figure 46RE-410



ITEM	PART NUMBER	QTY	LINE	SERIES	BODY	ENGINE	TRANS	TRIM	DESCRIPTION
31	52118812AA	3	J			EM0	DGT		PLATE, Clutch Separator
32	04617567	1	J			EM0	DGT		PLATE, Transmission Clutch Reaction
33	01942063AB	1	J			EM0	DGT		SNAP RING, .060" Thick 7" O.D.
34	01942064AB	1	J			EM0	DGT		SNAP RING, .074" Thick 7" O.D.
35	01942065AB	1	J			EM0	DGT		SNAP RING, .088" Thick 7" O.D.
36	02466811AB	1	J			EM0	DGT		SNAP RING, .106" Thick 7" O.D.
37	04505186	1	J			EM0	DGT		THRUST WASHER, Output Shaft, Red .068
38	04058647	1	J			EM0	DGT		BUSHING, Front Clutch

GRAND CHEROKEE (ZJ)		BODY		ENGINE		TRANSMISSION	
SERIES	LINE						
L = LOWLINE	T = JEEP - 2WD J = JEEP - 4WD	74 = SPORT UTILITY 4-DR		ELF = 5.2L V8 MPI Engine EML = 5.9L V8 MPI Engine ERH = 4.0L Power Tech I-6 Engine		DGK = 4-Spd. Automatic 42RE Transmission DGT = 4-Spd. Automatic 46RE Transmission DGW = TRANSMISSION - 4-SPD. AUTOMATIC, 44RE DGO = ALL AUTOMATIC TRANSMISSIONS	

**Gear Train and Intermediate Shaft 46RE DGT**  
**Figure 46RE-420**



**FRONT & REAR PLANET PINION CARRIER GEARS**

ITEM	PART NUMBER	QTY	LINE	SERIES	BODY	ENGINE	TRANS	TRIM	DESCRIPTION
1	06024312	1	J			EM0	DGT		SNAP RING, 1.108 Free Diameter
2	52118693	1	J			EM0	DGT		CARRIER, Planetary Pinion, 4 Pinion
3	02801060	1	J			EM0	DGT		THRUST WASHER, Planetary Carrier, with 4 Tabs
4	04539129	1	J			EM0	DGT		THRUST WASHER, Planetary Carrier, with 5 Tabs
5	02400580	1	J			EM0	DGT		PLATE, Annulus Gear Thrust
6	02892656	1	J			EM0	DGT		GEAR, Front Annulus
7	01942081	1	J			EM0	DGT		WASHER, with 3 Tabs
8	04618000	1	J			EM0	DGT		WASHER, with 6 Tabs
9	01736521	1	J			EM0	DGT		SNAP RING, Sun Gear
10	02801311	1	J			EM0	DGT		GEAR, Sun, with Bushing
11	04617978	1	J			EM0	DGT		SHELL, Sun Gear
12	04617611	1	J			EM0	DGT		INTERMEDIATE SHAFT, Transmission, with Plug
13	04505188	1	J			EM0	DGT		PLATE, Transmission Module
14	01942080	1	J			EM0	DGT		PLATE, Sun Gear Driving Shell, with 4 Inside Tongs
15	01736521	1	J			EM0	DGT		SNAP RING, Sun Gear
16	02801060	1	J			EM0	DGT		THRUST WASHER, Planetary Carrier, with 4 Tabs 3-13/32" O.D.
17	04617888	1	J			EM0	DGT		THRUST WASHER, Planetary Carrier, 2-1/4" I.D.
18	02801061	1	J			EM0	DGT		CARRIER, Planetary Pinion
19	02400580	1	J			EM0	DGT		PLATE, Annulus Gear Thrust, with 31 Inside Teeth. 3-23/64" O.D.
20	04810002AB	1	J			EM0	DGT		GEAR, Rear Annulus, with Support
21	06033591	1	J			EM0	DGT		SNAP RING
22	52118059	1	J			EM0	DGT		THRUST WASHER, Reverse Drum
23	52118057	1	J			EM0	DGT		DRUM, Automatic Transmission
24	06024666	4	J			EM0	DGT		DOWEL, .108x1.00
25	04428223	5	J			EM0	DGT		SHAFT, Planetary
26	02801315	10	J			EM0	DGT		THRUST WASHER, Planetary Carrier
27	02204649	10	J			EM0	DGT		THRUST WASHER, Planet Pinion
28	02400667	5	J			EM0	DGT		PINION, Transmission Planetary
29	03743664	115	J			EM0	DGT		ROLLER, Front and Rear Pinion

**GRAND CHEROKEE (ZJ)**

SERIES LINE  
 L = LOWLINE T = JEEP - 2WD  
 J = JEEP - 4WD

BODY  
 74 = SPORT UTILITY 4-DR

ENGINE  
 ELF = 5.2L V8 MPI Engine  
 EML = 5.9L V8 MPI Engine  
 ERH = 4.0L Power Tech I-6 Engine

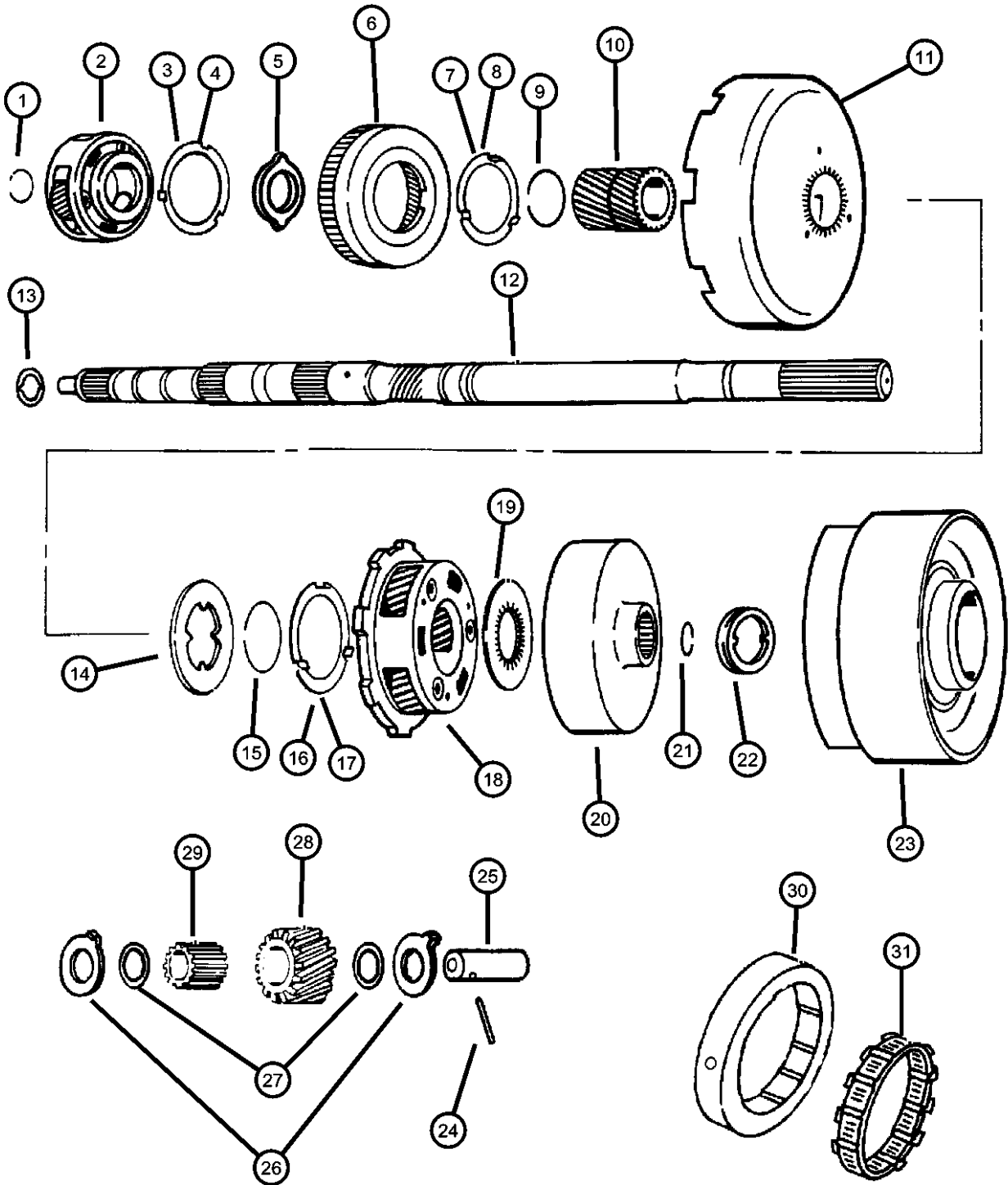
TRANSMISSION  
 DGK = 4-Spd. Automatic 42RE Transmission  
 DGT = 4-Spd. Automatic 46RE Transmission  
 DGW = TRANSMISSION - 4-SPD. AUTOMATIC, 44RE  
 DGO = ALL AUTOMATIC TRANSMISSIONS

AR = use ase required - = Non illustrated part

1998 ZJ



Gear Train and Intermediate Shaft 46RE DGT  
Figure 46RE-420



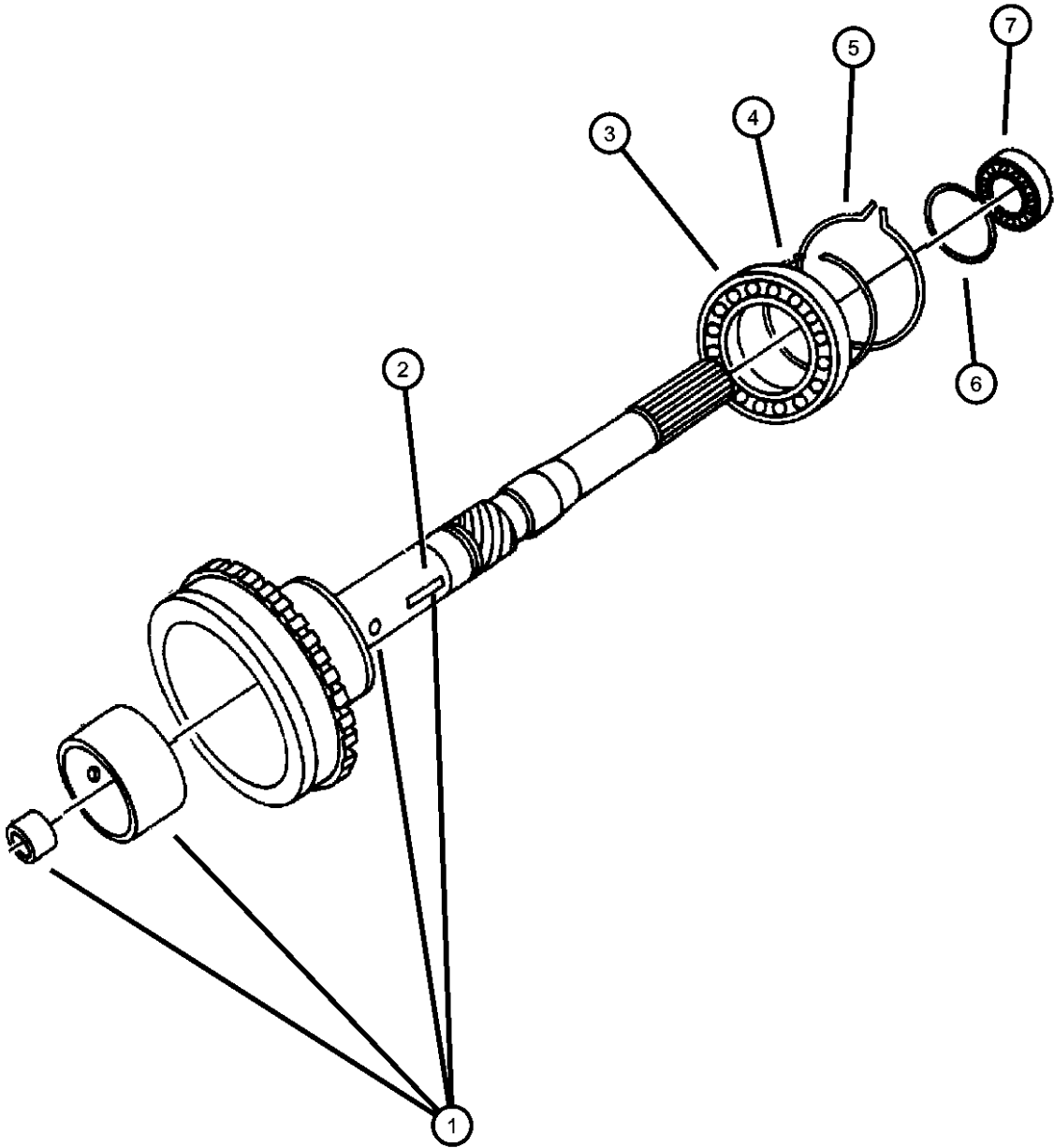
FRONT & REAR PLANET PINION CARRIER GEARS

ITEM	PART NUMBER	QTY	LINE	SERIES	BODY	ENGINE	TRANS	TRIM	DESCRIPTION
30	04471473	1	J			EM0	DGT		CAM, Overrunning Clutch, 14 Lobes
31	04617199	1	J			EM0	DGT		CLUTCH, Overrunning, 14 Rollers Nylon Cage

GRAND CHEROKEE (ZJ)		BODY		ENGINE		TRANSMISSION	
SERIES	LINE						
L = LOWLINE	T = JEEP - 2WD J = JEEP - 4WD	74 = SPORT UTILITY 4-DR		ELF = 5.2L V8 MPI Engine EML = 5.9L V8 MPI Engine ERH = 4.0L Power Tech I-6 Engine		DGK = 4-Spd. Automatic 42RE Transmission DGT = 4-Spd. Automatic 46RE Transmission DGW = TRANSMISSION - 4-SPD. AUTOMATIC, 44RE DGO = ALL AUTOMATIC TRANSMISSIONS	

Output Shaft 46RE DGT  
Figure 46RE-430

ITEM	PART NUMBER	QTY	LINE	SERIES	BODY	ENGINE	TRANS	TRIM	DESCRIPTION
1	04798536	1	J			EM0	DGT		SHAFT, Output, with Key and Bushings
2	04798536	1							KEY, Shaft, Serviced Shaft Assy. only, (NOT SERVICED)
3	04461008	1	J			EM0	DGT		BEARING, Output Shaft
4	04461068	1	J			EM0	DGT		SNAP RING
5	04461057	1	J			EM0	DGT		SNAP RING
6	04461059	1	J			EM0	DGT		SNAP RING, 5.25 OD
7	02466224	1	J			EM0	DG0		BEARING, Output Shaft



GRAND CHEROKEE (ZJ)

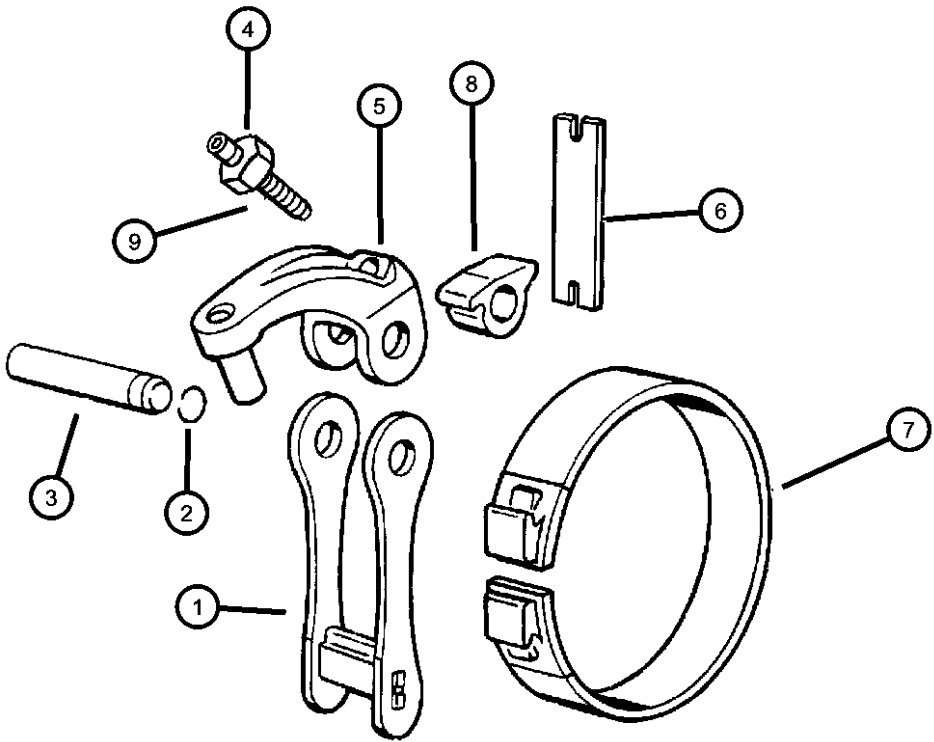
SERIES LINE  
L = LOWLINE T = JEEP - 2WD  
J = JEEP - 4WD

BODY  
74 = SPORT UTILITY 4-DR

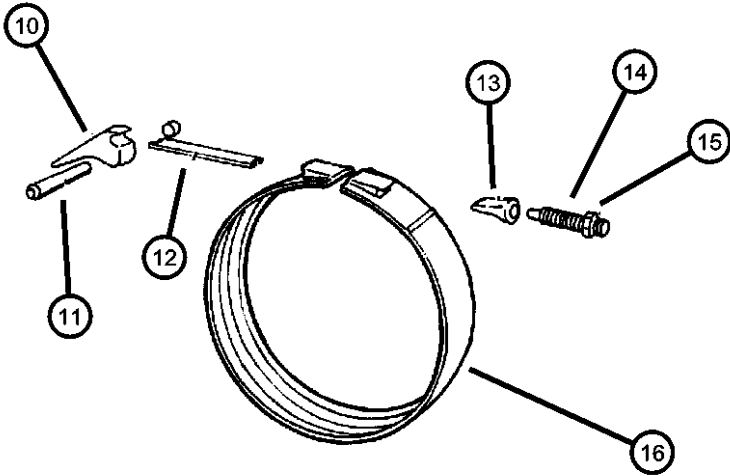
ENGINE  
ELF = 5.2L V8 MPI Engine  
EML = 5.9L V8 MPI Engine  
ERH = 4.0L Power Tech I-6 Engine

TRANSMISSION  
DGK = 4-Spd. Automatic 42RE Transmission  
DGT = 4-Spd. Automatic 46RE Transmission  
DGW = TRANSMISSION - 4-SPD. AUTOMATIC, 44RE  
DGO = ALL AUTOMATIC TRANSMISSIONS

Bands, Reverse and Kickdown with Linkage 46RE DGT  
Figure 46RE-510



REVERSE BAND

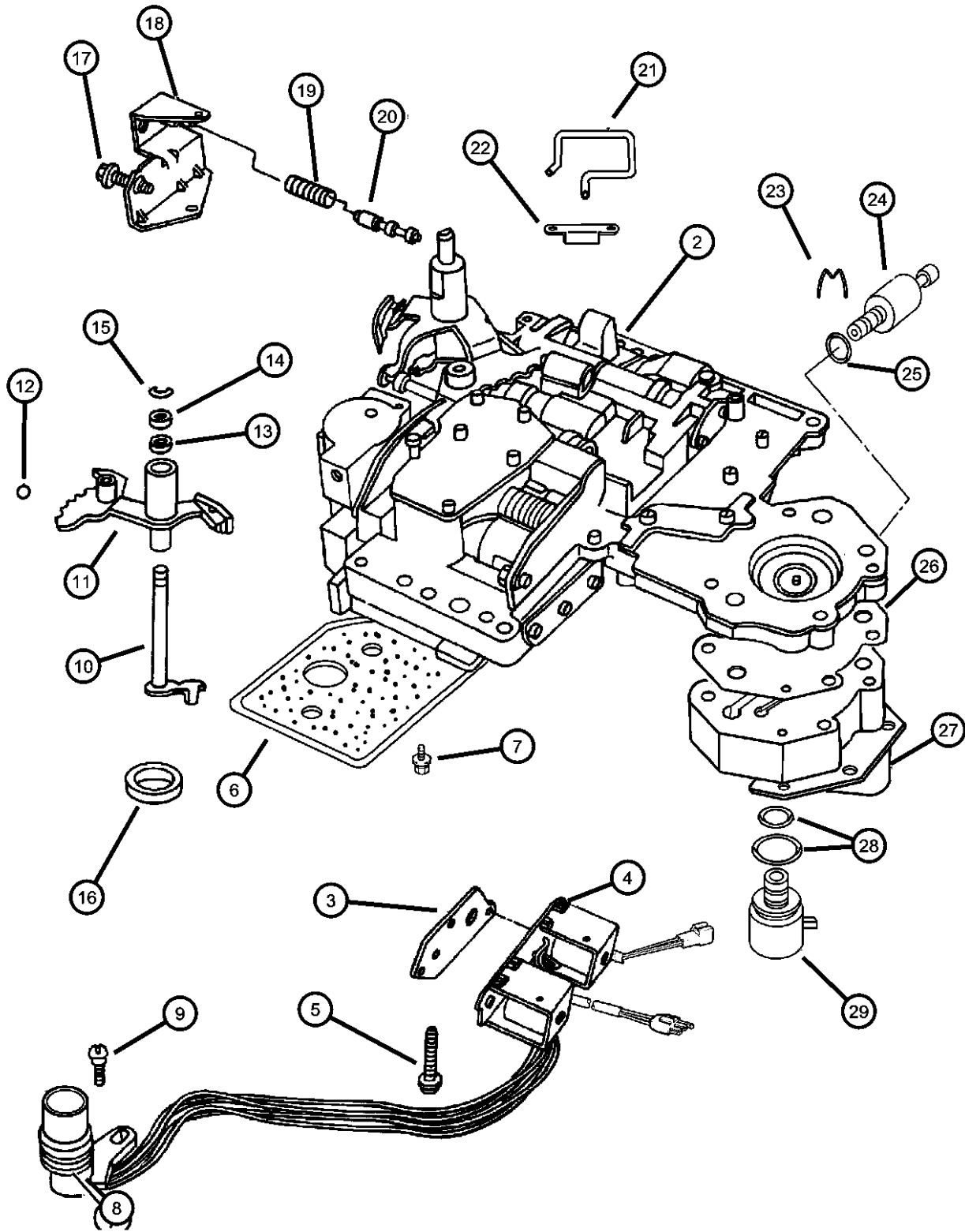


KICKDOWN BAND

ITEM	PART NUMBER	QTY	LINE	SERIES	BODY	ENGINE	TRANS	TRIM	DESCRIPTION
1	04617044	1	J			EM0	DGT		LINK, Transmission Reverse Band
2	06030910	2	J			EM0	DGT		SEAL, Reverse Band
3	02124857	1	J			EM0	DGT		SHAFT, Band Lever
4	00271506	1	J			EM0	DGT		NUT, Hex, .42-20
5	04617028AB	1	J			EM0	DGT		LEVER, Reverse Band
6	04471497AB	1	J			EM0	DGT		STRUT, Reverse Band
7	04471476AB	1	J			EM0	DGT		BAND, Reverse
8	04617014AB	1	J			EM0	DGT		LEVER, Reverse Band
9	01942141	1	J			EM0	DGT		SCREW, Trans Reverse Band Adjusting, .437-20x1.5
10	52118264	1	J			EM0	DGT		LEVER, Kickdown
11	04531181	1	J			EM0	DGT		SHAFT, Band Lever
12	02124848	1	J			EM0	DGT		STRUT, Kickdown Band
13	03743338	1	J			EM0	DGT		ANCHOR, Kickdown Band
14	02400389	1	J			EM0	DGT		SCREW, Trans Kick Down Band Adjusting, .5-20x2.54
15	00124934	1	J			EM0	DGT		NUT, Hex Jam, .50-20
16	04329853	1	J			EM0	DGT		BAND, Kickdown

GRAND CHEROKEE (ZJ)		BODY		ENGINE		TRANSMISSION	
SERIES	LINE						
L = LOWLINE	T = JEEP - 2WD J = JEEP - 4WD	74 = SPORT UTILITY 4-DR		ELF = 5.2L V8 MPI Engine EML = 5.9L V8 MPI Engine ERH = 4.0L Power Tech I-6 Engine		DGK = 4-Spd. Automatic 42RE Transmission DGT = 4-Spd. Automatic 46RE Transmission DGW = TRANSMISSION - 4-SPD. AUTOMATIC, 44RE DGO = ALL AUTOMATIC TRANSMISSIONS	

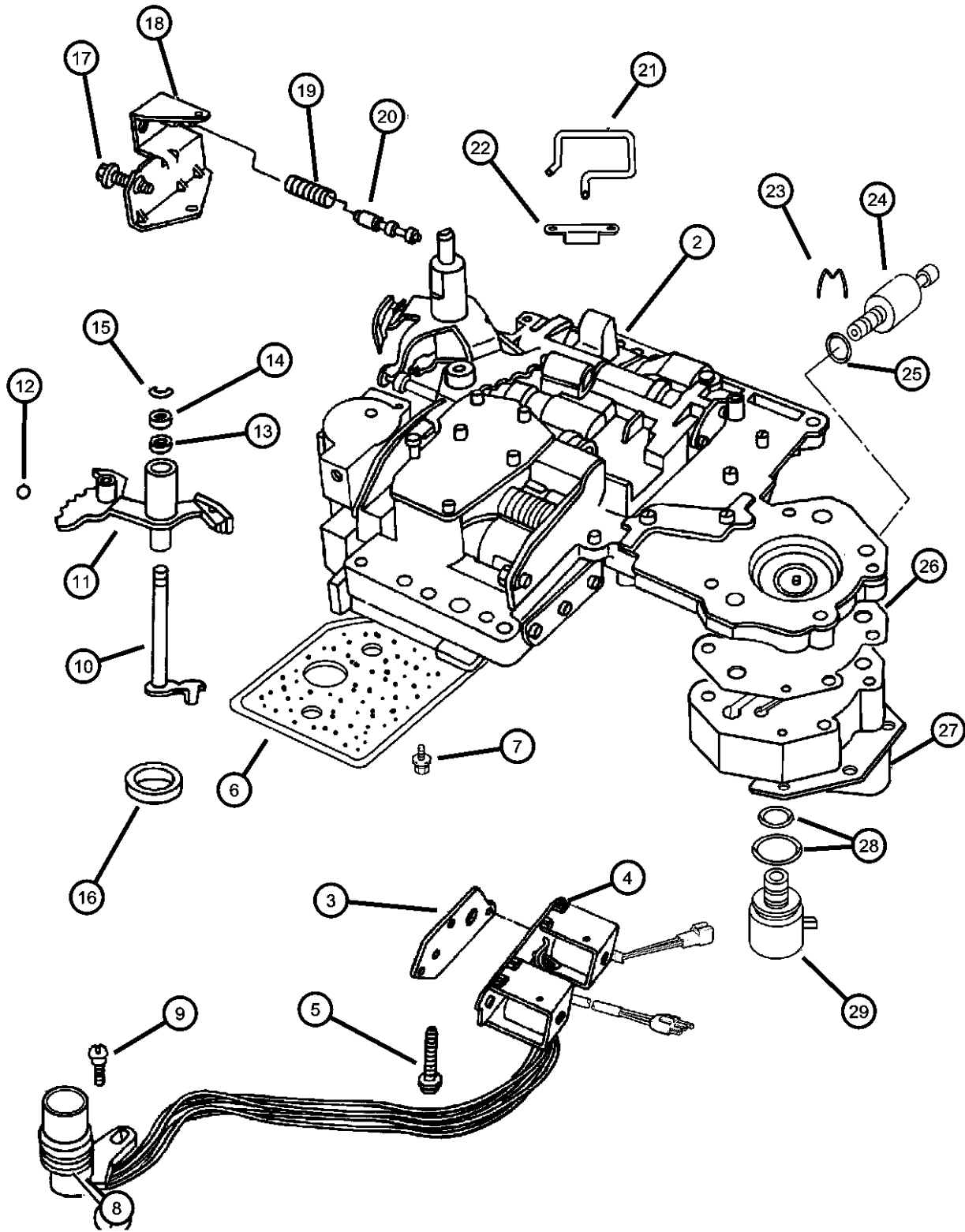
Valve Body 46RE DGT  
Figure 46RE-710



ITEM	PART NUMBER	QTY	LINE	SERIES	BODY	ENGINE	TRANS	TRIM	DESCRIPTION
-1	04863892	1	J			EM0	DGT		SEAL AND GASKET PACKAGE, Valve Body and Servo
2	52118793	1	J			EM0	DGT		VALVE BODY ASSEMBLY, with Lock-up Valve
3	04886333AA	1	J			EM0	DGT		GASKET PACKAGE, Transmission Solenoid
4	04798221	1	J			EM0	DGT		SOLENOID, Transmission Overdrive
5	00181071	3	J			EM0	DGT		BOLT, Valve Body, .25-20x1.75
6	52118789	1	J			EM0	DGT		FILTER, Valve Body
7	06033826	3	J			EM0	DGT		SCREW AND WASHER, Oil Filter Mounting, Fillester Head .190-24x2.500
8	06034748	2	J			EM0	DGT		O RING, Solenoid Wiring, Transmission
9	06033985	1	J			EM0	DGT		SCREW, Tapping, .19-24x.75
10	03681227	1	J			EM0	DGT		LEVER, Throttle Valve
11	04617439	1	J			EM0	DGT		LEVER, Manual Valve, with Insulator
12	00147488	1	J			EM0	DGT		BALL, Manual Lever Detent, .343 Diameter
13	02466548	1	J			EM0	DGT		SEAL, Valve Lever Shift, 5/8" O.D.
14	02538062	1	J			EM0	DGT		WASHER, Manual Valve Lever
15	06035208	1	J			EM0	DGT		SNAP RING
16	04505098	1	J			EM0	DGT		SEAL, Manual Shift Valve, 1.25 OD
17	06030609	1	J			EM0	DGT		SCREW, Cap Head Lock, .312-24x1.25
18	04617010	1	J			EM0	DGT		BRACKET, Valve Body Switch
19	04130492	1	J			EM0	DGT		SPRING, Switch Valve
20	04505036	1	J			EM0	DGT		VALVE, Trans Lockup Switch
21	04617008	1	J			EM0	DGT		TUBE, Boost Valve
22	52117958	1	J			EM0	DGT		RETAINER, Boost Valve Oil Supply Tube
23	04617219	1	J			EM0	DGT		CLIP, Transmission Governor Transducer
24	56027720	1	J			EM0	DGT		TRANSDUCER, Pressure Sensor, 4 Prong Connector
25	06034493	1	J			EM0	DGT		O RING, Pressure Switch, .369 I.D.
26	04617216	1	J			EM0	DGT		GASKET, Transmission Solenoid

GRAND CHEROKEE (ZJ)		BODY		ENGINE		TRANSMISSION	
SERIES	LINE						
L = LOWLINE	T = JEEP - 2WD J = JEEP - 4WD	74 = SPORT UTILITY 4-DR		ELF = 5.2L V8 MPI Engine EML = 5.9L V8 MPI Engine ERH = 4.0L Power Tech I-6 Engine		DGK = 4-Spd. Automatic 42RE Transmission DGT = 4-Spd. Automatic 46RE Transmission DGW = TRANSMISSION - 4-SPD. AUTOMATIC, 44RE DGO = ALL AUTOMATIC TRANSMISSIONS	

Valve Body 46RE DGT  
Figure 46RE-710

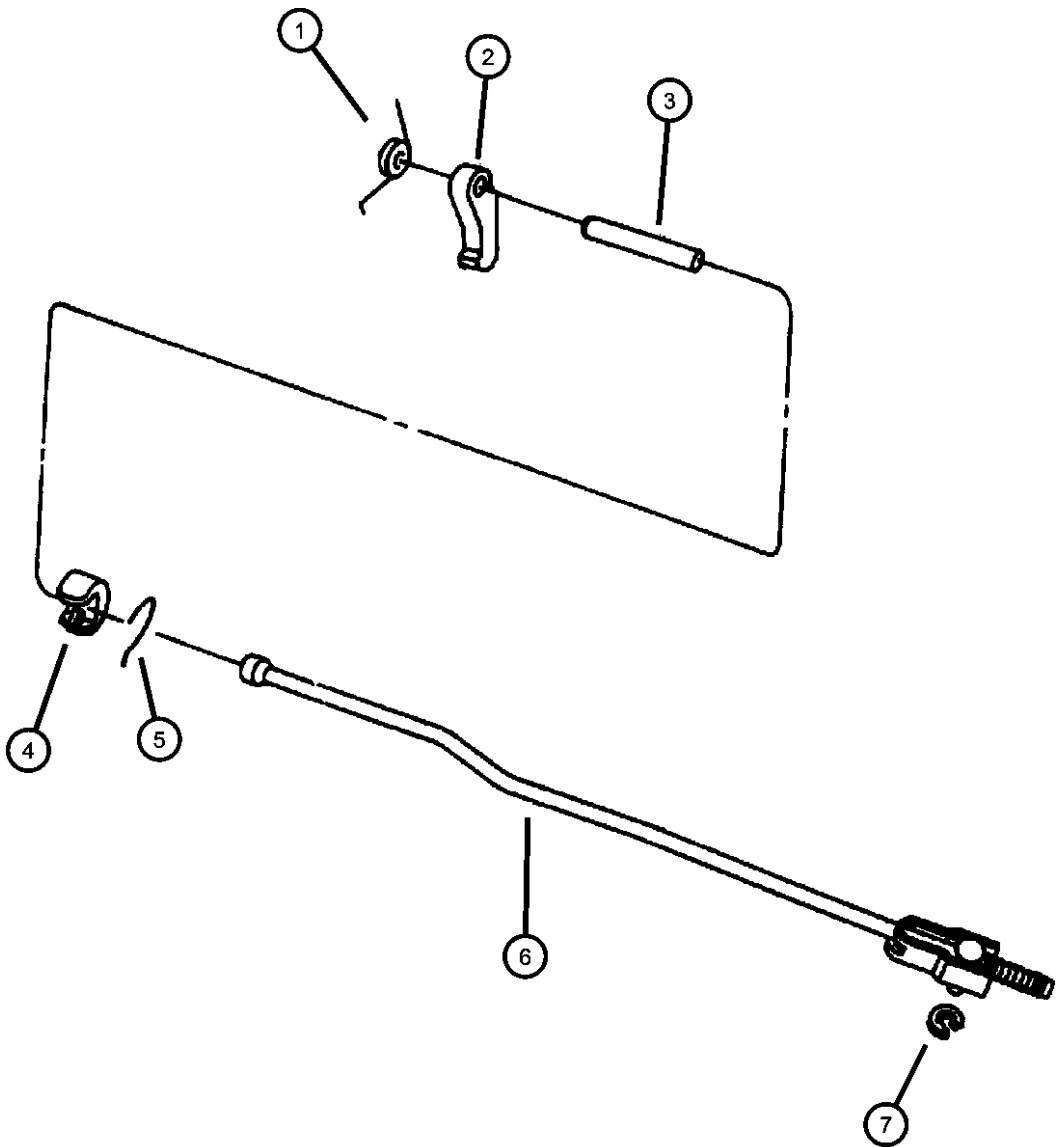


ITEM	PART NUMBER	QTY	LINE	SERIES	BODY	ENGINE	TRANS	TRIM	DESCRIPTION
27	04617211	1	J			EM0	DGT		RETAINER, Transmission Governor Solenoid
28	04723549	1	J			EM0	DGT		O RING PACKAGE, Valve Body, Transmission, .494 I.D./.873 I.D.
29	04617210	1	J			EM0	DGT		SOLENOID, Transmission Governor, 2 Prong Connector
-30	03878313	1	J			EM0	DGT		SCREEN, Transmission Regulator Valve

GRAND CHEROKEE (ZJ)		BODY	ENGINE	TRANSMISSION
SERIES	LINE			
L = LOWLINE	T = JEEP - 2WD J = JEEP - 4WD	74 = SPORT UTILITY 4-DR	ELF = 5.2L V8 MPI Engine EML = 5.9L V8 MPI Engine ERH = 4.0L Power Tech I-6 Engine	DGK = 4-Spd. Automatic 42RE Transmission DGT = 4-Spd. Automatic 46RE Transmission DGW = TRANSMISSION - 4-SPD. AUTOMATIC, 44RE DGO = ALL AUTOMATIC TRANSMISSIONS

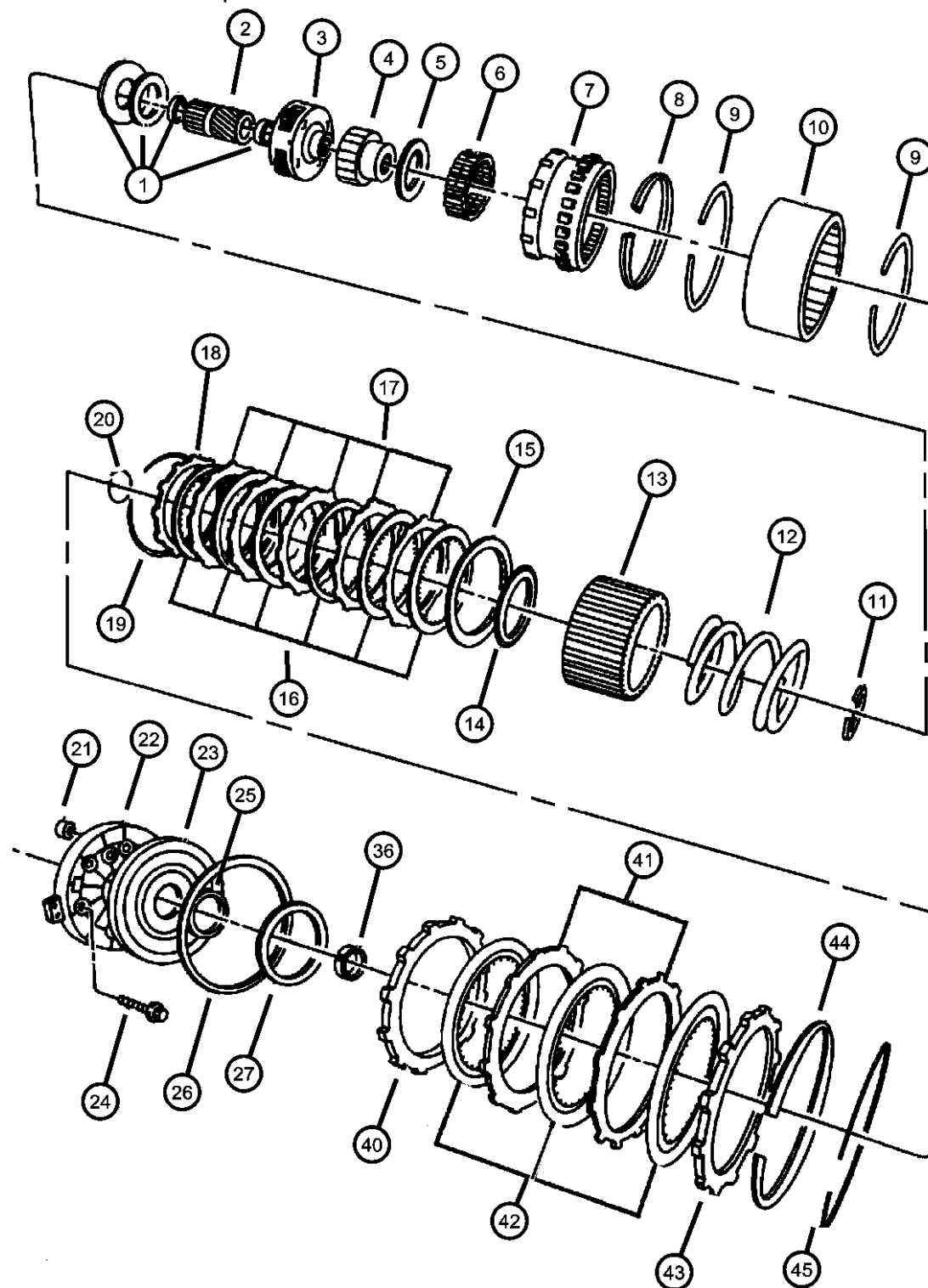
Parking Sprag 46RE DGT  
Figure 46RE-730

ITEM	PART NUMBER	QTY	LINE	SERIES	BODY	ENGINE	TRANS	TRIM	DESCRIPTION
1	02466909	1	J			EM0	DGT		SPRING, Parking Sprag
2	04471415	1	J			EM0	DGT		SPRAG, Transmission Parking
3	02466892	1	J			EM0	DGT		SHAFT, Parking Sprag
4	02538042	1	J			EM0	DGT		PLUG, Parking Sprag
5	02538034	1	J			EM0	DGT		SNAP RING, Transmission
6	04471478	1	J			EM0	DGT		ROD, Parking Sprag
7	06035256	1	J			EM0	DGT		SNAP RING, Rod



GRAND CHEROKEE (ZJ)				
SERIES	LINE	BODY	ENGINE	TRANSMISSION
L = LOWLINE	T = JEEP - 2WD J = JEEP - 4WD	74 = SPORT UTILITY 4-DR	ELF = 5.2L V8 MPI Engine EML = 5.9L V8 MPI Engine ERH = 4.0L Power Tech I-6 Engine	DGK = 4-Spd. Automatic 42RE Transmission DGT = 4-Spd. Automatic 46RE Transmission DGW = TRANSMISSION - 4-SPD. AUTOMATIC, 44RE DGO = ALL AUTOMATIC TRANSMISSIONS

Clutch, Overdrive with Gear Train 46RE DGT  
Figure 46RE-1010



ITEM	PART NUMBER	QTY	LINE	SERIES	BODY	ENGINE	TRANS	TRIM	DESCRIPTION
1	04740774	2	J			EM0			PLATE PACKAGE, Transmission Module, with Bearing
2	04778742	1	J			EM0	DGT		GEAR, Overdrive Sun
3	04798520	1	J			EM0	DGT		CARRIER, O/Drive Planet Pinion
4	04461124	1	J			EM0	DGT		RACE, Overrunning Clutch
5	04461014	1	J			EM0	DGT		THRUST BEARING, Ovedrive Third Position
6	04461015	1	J			EM0	DGT		CLUTCH, Overdrive Overrunning
7	04761010	1	J			EM0	DGT		GEAR, Overdrive Annulus
8	04461059	1	J			EM0	DGT		SNAP RING, 5.25 OD
9	04461060	2	J			EM0			SNAP RING, 6.00 OD
10	52118057	1	J			EM0	DGT		DRUM, Automatic Transmission
11	04461063	1	J			EM0	DGT		SNAP RING, 2.1875 OD
12	04461027	1	J			EM0	DGT		SPRING, Direct Clutch
13	04461072	1	J			EM0	DGT		HUB, Direct Clutch
14	04446724	1	J			EM0	DGT		THRUST BEARING, Overdrive
15	04461030	1	J			EM0	DGT		PLATE, Transmission Clutch Reaction
16	04461042	8	J			EM0	DGT		DISC, Direct Clutch
17	04461054	7	J			EM0			PLATE, Transmission Clutch Reaction
18	04461031	1	J			EM0	DGT		PLATE, Transmission Clutch Reaction
19	04461032	1	J			EM0	DGT		SPRING, Direct Clutch
20	04461064	1	J			EM0	DGT		SNAP RING, 1.875" OD
21	04412583	1	J			EM0	DGT		FILTER, Overdrive Clutch
22	52117975	1	J			EM0	DGT		RETAINER, Transmission O/Drive Clutch Piston
23	52118599	1	J			EM0	DGT		PISTON, Overdrive Clutch
24	00152796	6	J			EM0	DGT		SCREW, .25-20
25	04431697	1	J			EM0	DGT		SEAL, Overdrive Clutch Piston
26	04431696	1	J			EM0	DGT		SEAL, Overdrive Clutch Piston
27	04431585	1	J			EM0	DGT		PLATE, Transmission O/Drive Clutch, Items 27-35, .123-.125' Thick
-28	04431731	1	J			EM0	DGT		PLATE, Transmission O/Drive Clutch, .138-.140' Thick

GRAND CHEROKEE (ZJ)

SERIES LINE  
L = LOWLINE T = JEEP - 2WD  
J = JEEP - 4WD

BODY  
74 = SPORT UTILITY 4-DR

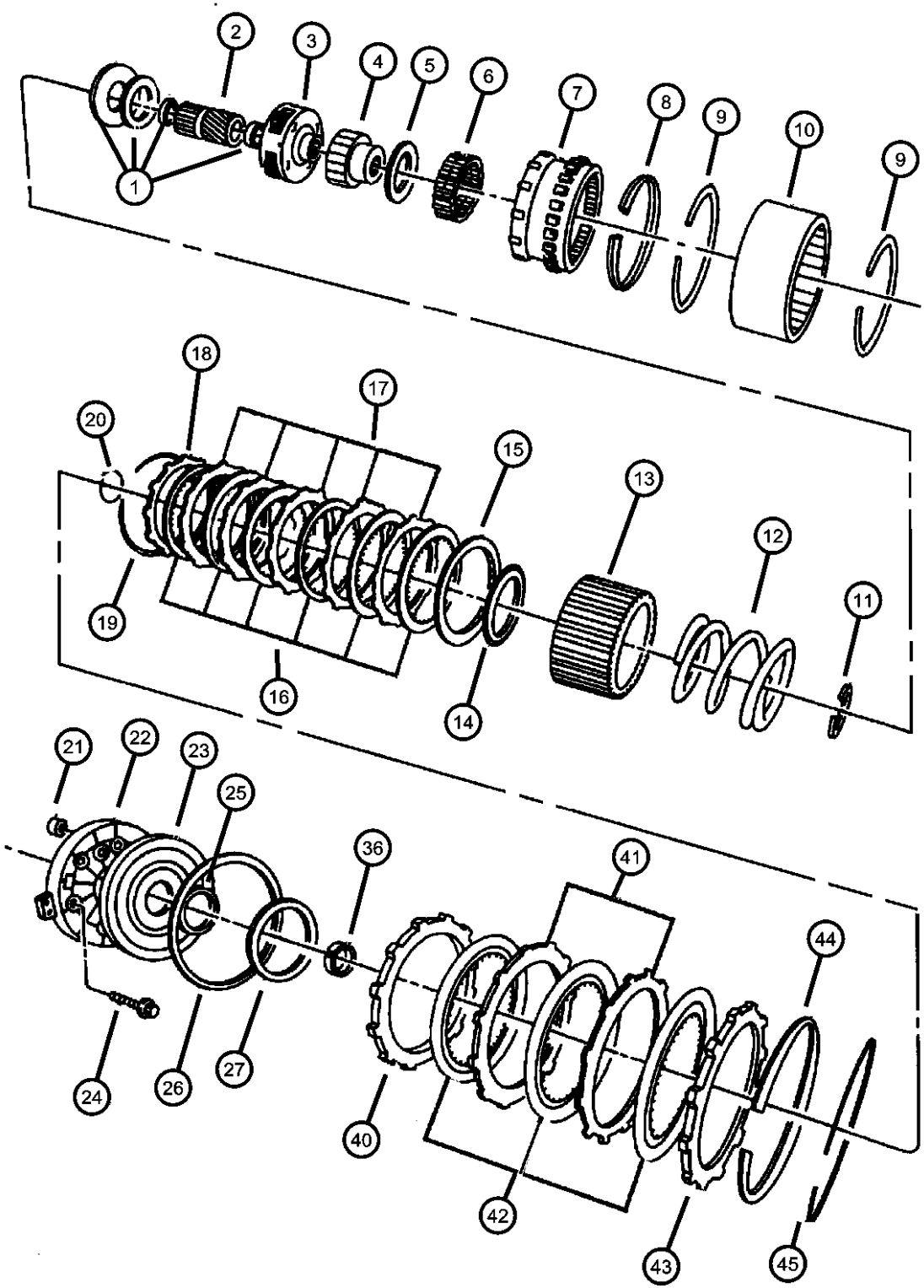
ENGINE  
ELF = 5.2L V8 MPI Engine  
EML = 5.9L V8 MPI Engine  
ERH = 4.0L Power Tech I-6 Engine

TRANSMISSION  
DGK = 4-Spd. Automatic 42RE Transmission  
DGT = 4-Spd. Automatic 46RE Transmission  
DGW = TRANSMISSION - 4-SPD. AUTOMATIC, 44RE  
DGO = ALL AUTOMATIC TRANSMISSIONS

AR = use ase required - = Non illustrated part

1998 ZJ

Clutch, Overdrive with Gear Train 46RE DGT  
Figure 46RE-1010

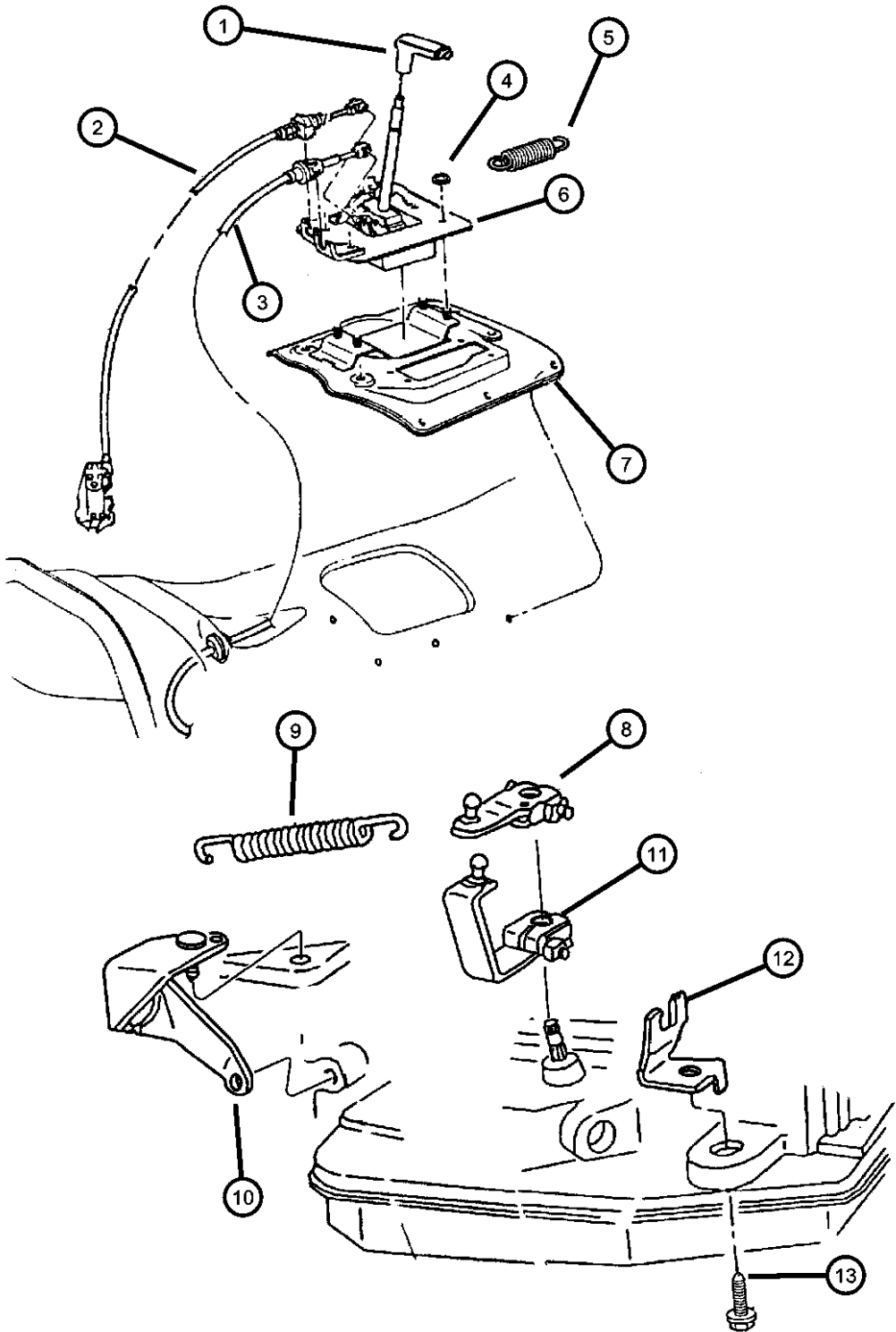


ITEM	PART NUMBER	QTY	LINE	SERIES	BODY	ENGINE	TRANS	TRIM	DESCRIPTION
-29	04431586	1	J			EM0	DGT		PLATE, Transmission O/Drive Clutch, .153-.155' Thick
-30	04431732	1	J			EM0	DGT		PLATE, Transmission O/Drive Clutch, .168-.170' Thick
-31	04431587	1	J			EM0	DGT		PLATE, Transmission O/Drive Clutch, .183-.185' Thick
-32	04431733	1	J			EM0	DGT		PLATE, Transmission O/Drive Clutch, .198-.200' Thick
-33	04431588	1	J			EM0	DGT		PLATE, Transmission O/Drive Clutch, .213-.215' Thick
-34	04431734	1	J			EM0	DGT		PLATE, Transmission O/Drive Clutch, .228-.230' Thick
-35	04431590	1	J			EM0	DGT		PLATE, Transmission O/Drive Clutch, .243-.245' Thick
36	04431916	1	J			EM0	DGT		SPACER, Intermediate Shaft, 1.58mm, Items 36-39, 0158' Thick
-37	04431917	1	J			EM0	DGT		SPACER, Intermediate Shaft, .175, .175' Thick
-38	04431918	1	J			EM0	DGT		SPACER, Intermediate Shaft, .193, .193' Thick
-39	04431919	1	J			EM0	DGT		SPACER, Intermediate Shaft, .211, .211' Thick
40	04461033	2	J			EM0	DGT		PLATE, Transmission Clutch Reaction
41	04461047	3	J			EM0	DGT		PLATE, Transmission Clutch Reaction
42	04461181	4	J			EM0	DGT		DISC, Direct Clutch
43	04461033	2	J			EM0	DGT		PLATE, Transmission Clutch Reaction
44	04461066	1	J			EM0	DGT		SPRING, Overdrive Clutch
45	04461065	1	J			EM0	DGT		SNAP RING, 6.50 OD

GRAND CHEROKEE (ZJ)		BODY		ENGINE		TRANSMISSION	
SERIES	LINE						
L = LOWLINE	T = JEEP - 2WD J = JEEP - 4WD	74 = SPORT UTILITY 4-DR		ELF = 5.2L V8 MPI Engine EML = 5.9L V8 MPI Engine ERH = 4.0L Power Tech I-6 Engine		DGK = 4-Spd. Automatic 42RE Transmission DGT = 4-Spd. Automatic 46RE Transmission DGW = TRANSMISSION - 4-SPD. AUTOMATIC, 44RE DGO = ALL AUTOMATIC TRANSMISSIONS	



Controls, Gearshift, Floor Mounted, Automatic Transmission, 4 Speed, 46RE  
Figure 46RE-1210



ITEM	PART NUMBER	QTY	LINE	SERIES	BODY	ENGINE	TRANS	TRIM	DESCRIPTION
1	52104125	1				EM0	DG0		HANDLE, Gearshift
2	52078961	1					DG0		CABLE, Park Interlock
3	52104095	1					DG0		CABLE, Gearshift Control
4	06101695	4					DG0		NUT, Hex Flange Lock, M8x1.25
5	53003350	1				EM0	DG0		SPRING, Pawl Return
6	52104251AA	1				EM0	DG0		HOUSING AND LEVER, Shifter
7	55295725	1	J				DG0		COVER, Gearshift
8	52078723AB	1					DG0		LEVER, Throttle Valve
9	53009055	1					DG0		SPRING, Throttle Valve Return
10	52078875	1				EM0	DG0		BRACKET, Shift Cable
11	52079168AB	1					DG0		LEVER, Manual Control
12	52078867	1					DG0		BRACKET, Cable
13	00181112	1					DG0		SCREW AND WASHER, .375-16x1.00

GRAND CHEROKEE (ZJ)				
SERIES	LINE	BODY	ENGINE	TRANSMISSION
L = LOWLINE	T = JEEP - 2WD J = JEEP - 4WD	74 = SPORT UTILITY 4-DR	ELF = 5.2L V8 MPI Engine EML = 5.9L V8 MPI Engine ERH = 4.0L Power Tech I-6 Engine	DGK = 4-Spd. Automatic 42RE Transmission DGT = 4-Spd. Automatic 46RE Transmission DGW = TRANSMISSION - 4-SPD. AUTOMATIC,44RE DGO = ALL AUTOMATIC TRANSMISSIONS

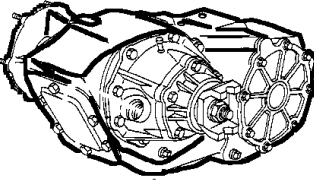

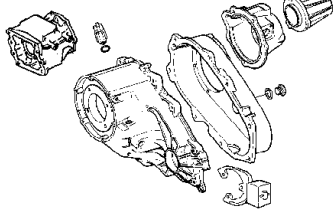

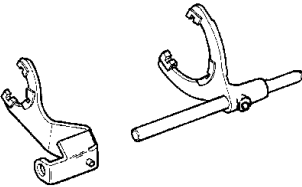
# Group - 242

## Transfer Case Model 242 [DHC, DHP]

### Group - 242 Transfer Case Model 242 [DHC, DHP]

Illustration Title

Group-Fig. No.

<b>242-100</b> Transfer Case Assembly 	<b>242-1200</b> Gearshift Controls 	<b>242-200</b> Case and Related Parts 	<b>242-400</b> Gear Train  <b>Front      Rear</b>
<b>242-900</b> Fork and Rails 			

#### Transfer Case Assembly

Transfer Case Assembly 242 (DHP)..... Fig. 242 - 110

#### Case and Related Parts

Case,Extensions And Miscellaneous 242 (DHP) ..... Fig. 242 - 210

#### Gear Train

Gear Train 242(DHP) ..... Fig. 242 - 410

#### Fork and Rails

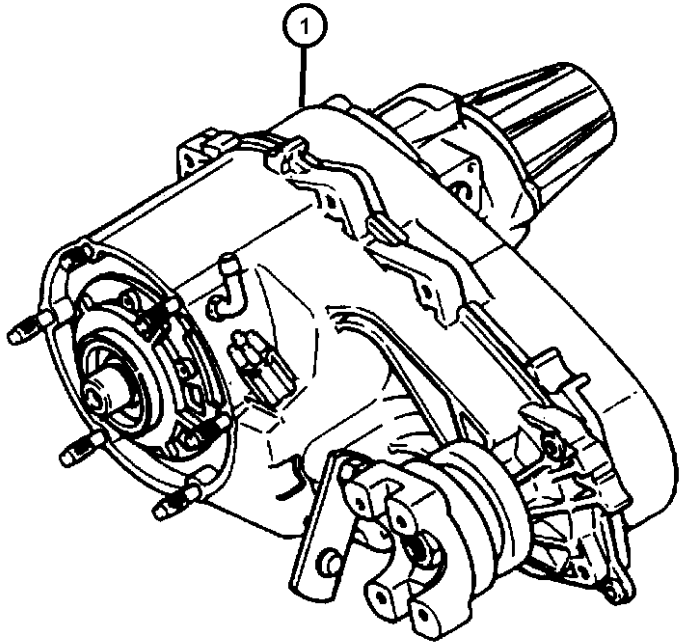
Forks, Rails - Shifting 242 (DHP) ..... Fig. 242 - 910

#### Gearshift Controls

Controls, Shift 242 (DHP).....Fig. 242 - 1210

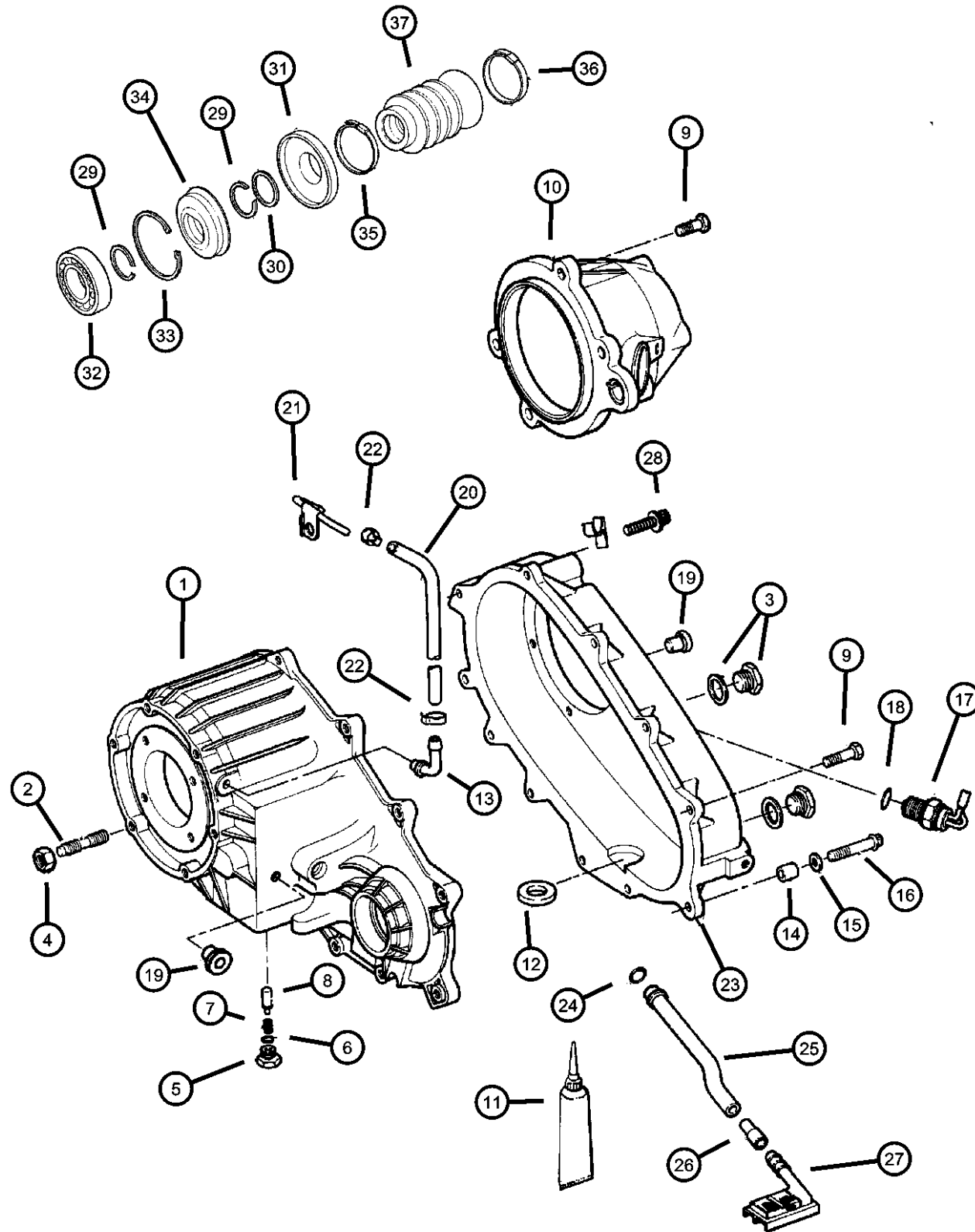
Transfer Case Assembly 242 (DHP)  
Figure 242-110

ITEM	PART NUMBER	QTY	LINE	SERIES	BODY	ENGINE	TRANS	TRIM	DESCRIPTION
1	52098917 R2098917	1	J			ER0	DG0		TRANSFER CASE, NP242 Mopar Remanufactured Part



GRAND CHEROKEE (ZJ)				
SERIES	LINE	BODY	ENGINE	TRANSMISSION
L = LOWLINE	T = JEEP - 2WD J = JEEP - 4WD	74 = SPORT UTILITY 4-DR	ELF = 5.2L V8 MPI Engine EML = 5.9L V8 MPI Engine ERH = 4.0L Power Tech I-6 Engine	DGK = 4-Spd. Automatic 42RE Transmission DGT = 4-Spd. Automatic 46RE Transmission DGW = TRANSMISSION - 4-SPD. AUTOMATIC, 44RE DGO = ALL AUTOMATIC TRANSMISSIONS

**Case,Extensions And Miscellaneous 242 (DHP)**  
**Figure 242-210**



ITEM	PART NUMBER	QTY	LINE	SERIES	BODY	ENGINE	TRANS	TRIM	DESCRIPTION
1	04856389	1	J			ER0	DG0		CASE, Transfer Front
2	04505365	6	J			ER0	DG0		STUD
3	04856641	2	J			ER0	DG0		PLUG, Oil Fill
4	J4006681	6	J						NUT AND CONED WASHER, Hex, .375-24
5	53008216	1	J			ER0	DG0		SCREW
6	04167963	1	J			ER0	DG0		SEAL, O-Ring
7	04638497	1	J			ER0	DG0		SPRING, Shift Detent
8	53008217	1	J			ER0	DG0		PLUNGER
9	04210617	12	J			ER0	DG0		BOLT, Transfer Case
10	04856391	1	J			ER0	DG0		RETAINER, Transfer Case Rear
11	04318025	2	J			ER0	DG0		SEALANT, RTV
12	03681601	1	J			ER0	DG0		MAGNET, Transmission
13	04796910	1	J			ER0	DG0		VENT, Transfer Case
14	04116310	2	J			ER0	DG0		DOWEL, Transfer Case
15	04210983	2	J			ER0	DG0		WASHER, Flat
16	04210614	2	J			ER0	DG0		BOLT, Hex Flange Head
17	56006755	1	J			ER0	DG0		SWITCH, Transfer Case Mode, Transfer Case Indicator
18	04338956	2	J			ER0	DG0		SEAL, Vacuum Switch
19	00015105	1	J			ER0	DG0		PLUG, Transmission Case
20	04443176	1	J						HOSE, Fuel, .31 I.D. 50 Foot Roll
21	04796910	1	J			ER0	DG0		VENT, Transfer Case
22	06502081	2					DG0		CLAMP, Oil Cooler Line
23	04886373AA	1	J			ER0	DG0		CASE, Transfer Case Rear, With Stamp # (52098917, Rear
24	04338942	1	J			ER0	DG0		SEAL, Oil
25	83503523	1	J			ER0	DG0		TUBE, Oil Pickup
26	04338944	1	J			ER0	DG0		CONNECTOR, Oil Tube Pickup
27	04338943	1	J			ER0	DG0		FILTER, Transfer Case Oil
28	J8130979	1	J			ER0	DG0		BOLT, Twelve Point Head, M10x1.5x48
29	J8134488	2	J			ER0	DG0		SNAP RINGBearing, Retainer
30	04798118	1	J			ER0	DG0		WASHER
31	04798119	1	J			ER0	DG0		SLINGER, Oil

**GRAND CHEROKEE (ZJ)**

SERIES LINE  
L = LOWLINE T = JEEP - 2WD  
J = JEEP - 4WD

BODY  
74 = SPORT UTILITY 4-DR

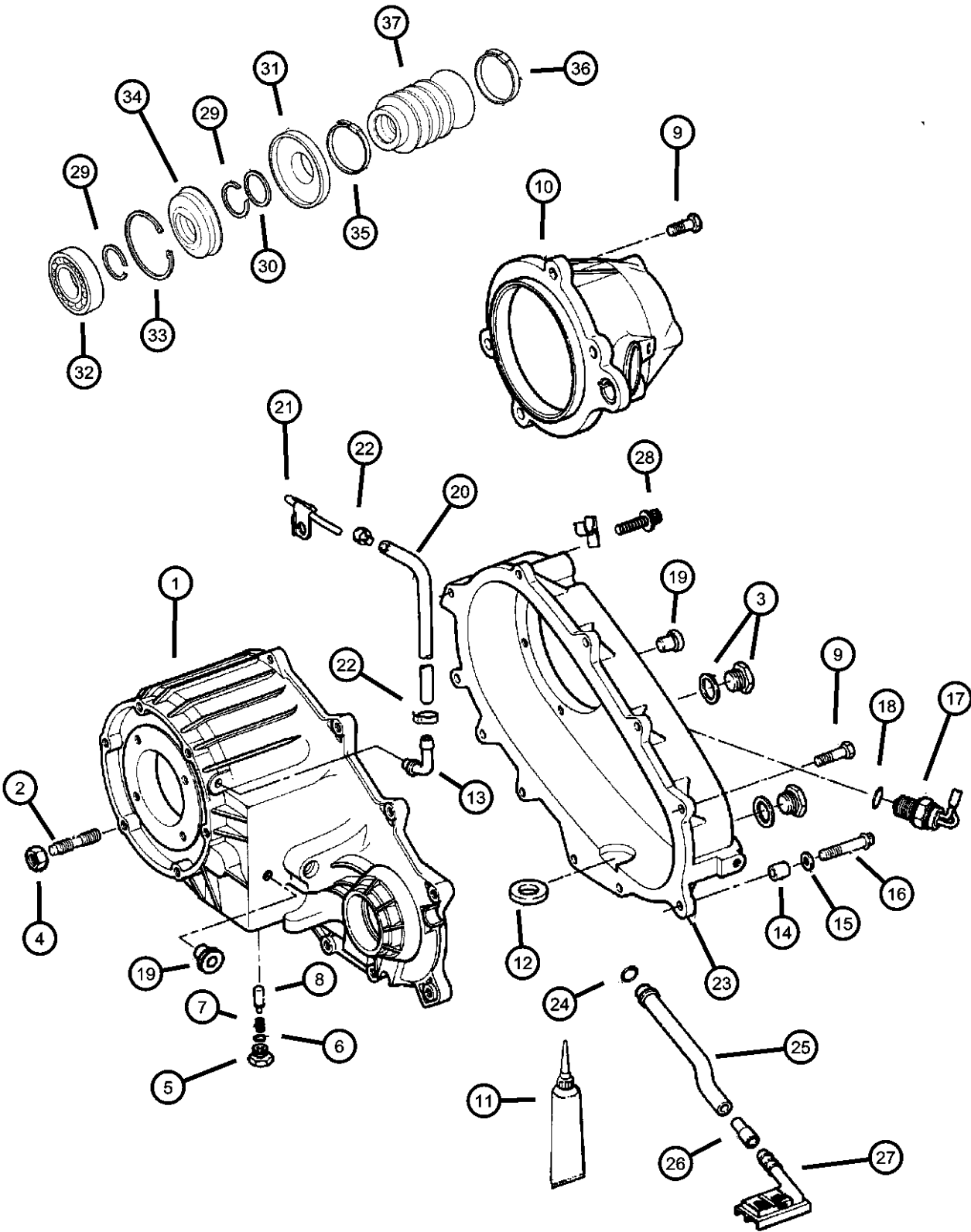
ENGINE  
ELF = 5.2L V8 MPI Engine  
EML = 5.9L V8 MPI Engine  
ERH = 4.0L Power Tech I-6 Engine

TRANSMISSION  
DGK = 4-Spd. Automatic 42RE Transmission  
DGT = 4-Spd. Automatic 46RE Transmission  
DGW = TRANSMISSION - 4-SPD. AUTOMATIC, 44RE  
DGO = ALL AUTOMATIC TRANSMISSIONS

AR = use ase required - = Non illustrated part

1998 ZJ

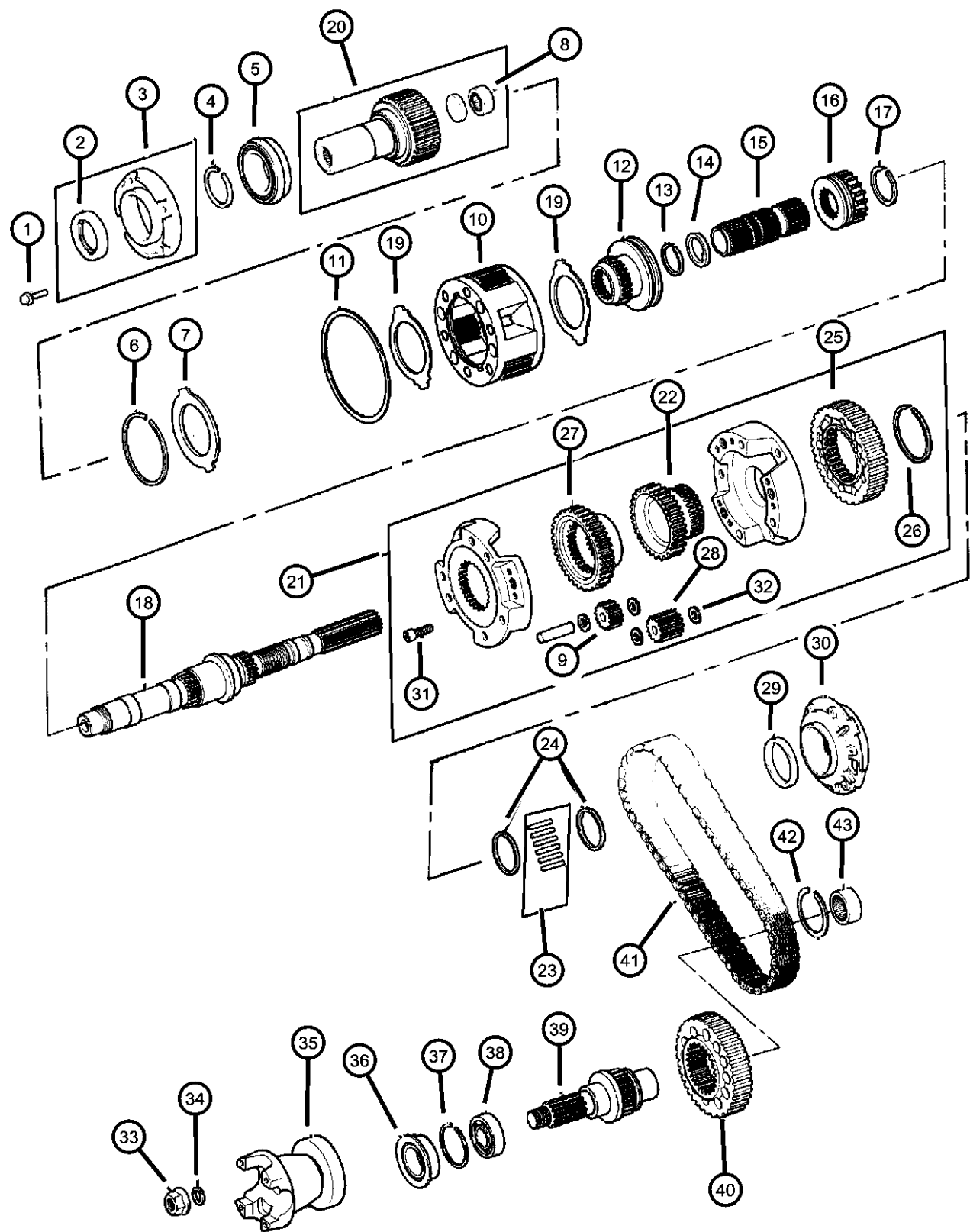
Case,Extensions And Miscellaneous 242 (DHP)  
Figure 242-210



ITEM	PART NUMBER	QTY	LINE	SERIES	BODY	ENGINE	TRANS	TRIM	DESCRIPTION
32	04338892	2	J			ER0	DG0		BEARING
33	04798116	1	J			ER0	DG0		SNAP RING
34	04798117	1	J			ER0	DG0		SEAL, Output Shaft
35	04798121	1	J			ER0	DG0		CLAMP, Boot
36	04798122	1	J			ER0	DG0		CLAMP, Boot
37	04798123	1	J			ER0	DG0		BOOT, Driveshaft

GRAND CHEROKEE (ZJ)		BODY		ENGINE		TRANSMISSION	
SERIES	LINE						
L = LOWLINE	T = JEEP - 2WD J = JEEP - 4WD	74 = SPORT UTILITY 4-DR		ELF = 5.2L V8 MPI Engine EML = 5.9L V8 MPI Engine ERH = 4.0L Power Tech I-6 Engine		DGK = 4-Spd. Automatic 42RE Transmission DGT = 4-Spd. Automatic 46RE Transmission DGW = TRANSMISSION - 4-SPD. AUTOMATIC, 44RE DGO = ALL AUTOMATIC TRANSMISSIONS	

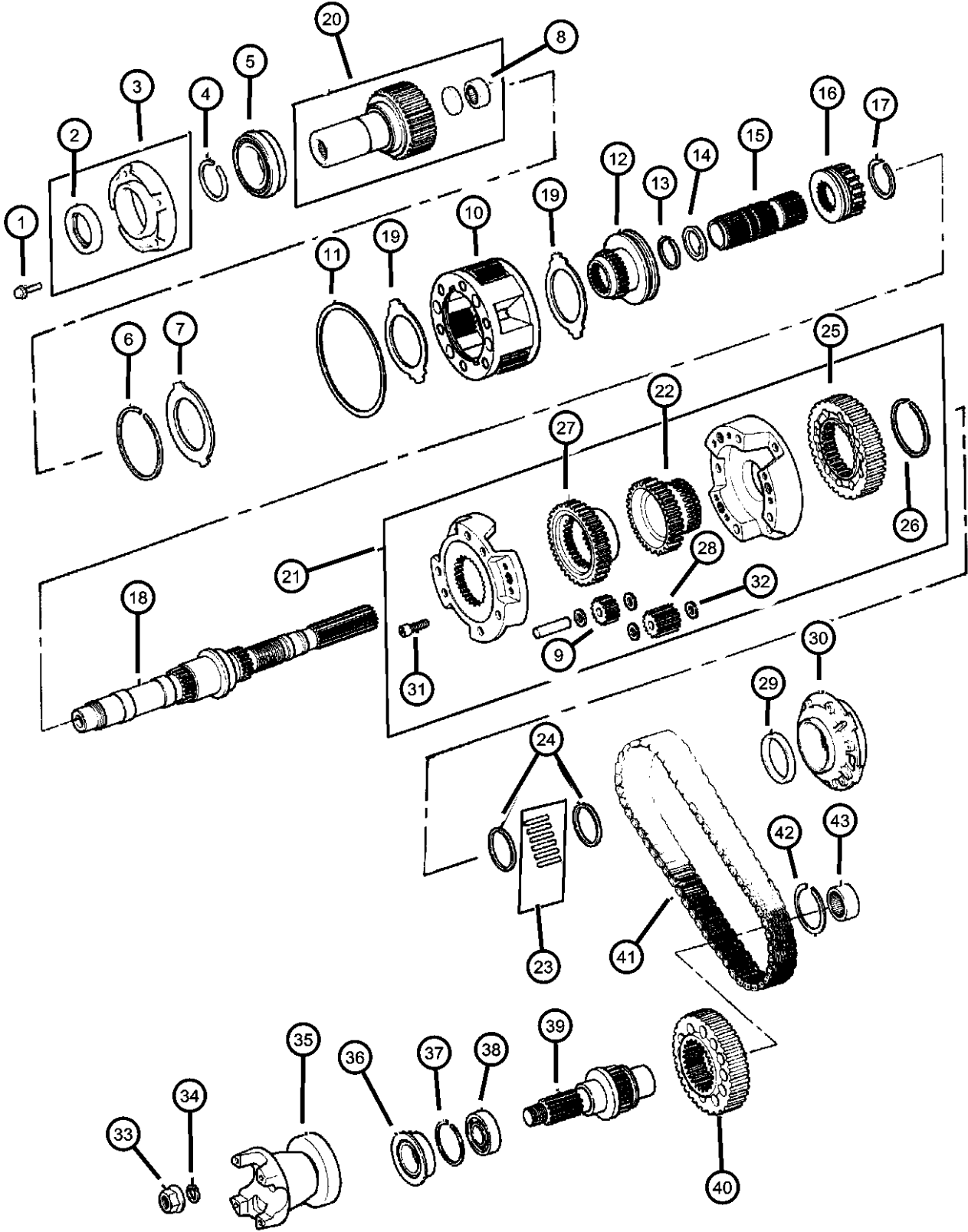
Gear Train 242(DHP)  
Figure 242-410



ITEM	PART NUMBER	QTY	LINE	SERIES	BODY	ENGINE	TRANS	TRIM	DESCRIPTION
1	06500318	4	J			ER0	DG0		BOLT
2	04167929	1	J			ER0	DG0		SEAL, Input Gear
3	04338973	1	J			ER0	DG0		RETAINER
4	03821558	1	J			ER0	DG0		SNAP RING
5	04746155	1	J			ER0	DG0		BEARING, Input Gear
6	04338910	1	J			ER0	DG0		SNAP RING
7	04338909	1	J			ER0	DG0		RING
8	83503507	1	J			ER0	DG0		BEARING, Input Shaft
9	83504170	3	J			ER0	DG0		GEAR, Planetary, Narrow (Also serviced in item#21)
10	04796903	1	J			ER0	DG0		PLANETARY, Transfer Case
11	04219065	1	J			ER0	DG0		SNAP RING, Annulus Gear
12	04798279	1	J			ER0	DG0		SLEEVE, Shift Range
13	83503540	1	J			ER0	DG0		SNAP RING
14	83503539	1	J			ER0	DG0		WASHER, Intermediate Sleeve
15	04798277	1	J			ER0	DG0		SHAFT, Intermediate
16	83503542	1	J			ER0	DG0		SLEEVE, Mode Synchronizer
17	83503537	1	J			ER0	DG0		SNAP RING
18	04798145	1	J			ER0	DG0		MAINSHAFT, Transfer Case
19	04338908	2	J			ER0	DG0		THRUST WASHER, Planetary Carrier
20	04798126	1	J			ER0	DG0		GEAR, Input
21	83503529	1	J			ER0	DG0		CARRIER, Differential
22	83503530	1	J			ER0	DG0		SPROCKET, Transfer Case
23	83503543	1	J			ER0	DG0		BEARING PACKAGE, Transfer Case
24	83503533	2	J			ER0	DG0		SPACER, Sprocket
25	83503531	1	J			ER0	DG0		SPROCKET, Transfer Case
26	83503532	1	J			ER0	DG0		SNAP RING, Retaining
27	83503536	1	J			ER0	DG0		SPROCKET, Differential
28	83504169	3	J			ER0	DG0		GEAR, Planetary, Wide
29	04210603	1	J			ER0	DG0		SEAL, Main Shaft
30	04338936	1	J			ER0	DG0		PUMP, Transfer Case Oil
31	03820898	3	J			ER0	DG0		SCREW, Also serviced in item# 21

GRAND CHEROKEE (ZJ)		BODY		ENGINE		TRANSMISSION	
SERIES	LINE						
L = LOWLINE	T = JEEP - 2WD J = JEEP - 4WD	74 = SPORT UTILITY 4-DR		ELF = 5.2L V8 MPI Engine EML = 5.9L V8 MPI Engine ERH = 4.0L Power Tech I-6 Engine		DGK = 4-Spd. Automatic 42RE Transmission DGT = 4-Spd. Automatic 46RE Transmission DGW = TRANSMISSION - 4-SPD. AUTOMATIC, 44RE DGO = ALL AUTOMATIC TRANSMISSIONS	

Gear Train 242(DHP)  
Figure 242-410



ITEM	PART NUMBER	QTY	LINE	SERIES	BODY	ENGINE	TRANS	TRIM	DESCRIPTION
32	83504168	12	J			ER0	DG0		WASHER, Differential Gear, Also serviced in item# 21
33	04167924	1	J			ER0	DG0		NUT, Transfer Case Yoke
34	04210973	1	J			ER0	DG0		WASHER, Transfer Case Yoke, Rubber
35	04798138	1	J			ER0	DG0		YOKE, Transfer Case, Transfer Case Front
36	04798125	1	J			ER0	DG0		SEAL, Output Shaft
37	0089331A	1	J			ER0	DG0		SNAP RING, Snap Bearing Front
38	04338321	1	J			ER0	DG0		BEARING
39	04746321	1	J			ER0	DG0		OUTPUT SHAFT, Transfer Case
40	83503518	1	J			ER0	DG0		SPROCKET, Transfer Case
41	83504575	1	J			ER0	DG0		CHAIN, Transfer Case
42	0089331A	1	J			ER0	DG0		SNAP RING
43	04269189	1	J			ER0	DG0		BEARING, Output Shaft

GRAND CHEROKEE (ZJ)

SERIES LINE  
L = LOWLINE T = JEEP - 2WD  
J = JEEP - 4WD

BODY  
74 = SPORT UTILITY 4-DR

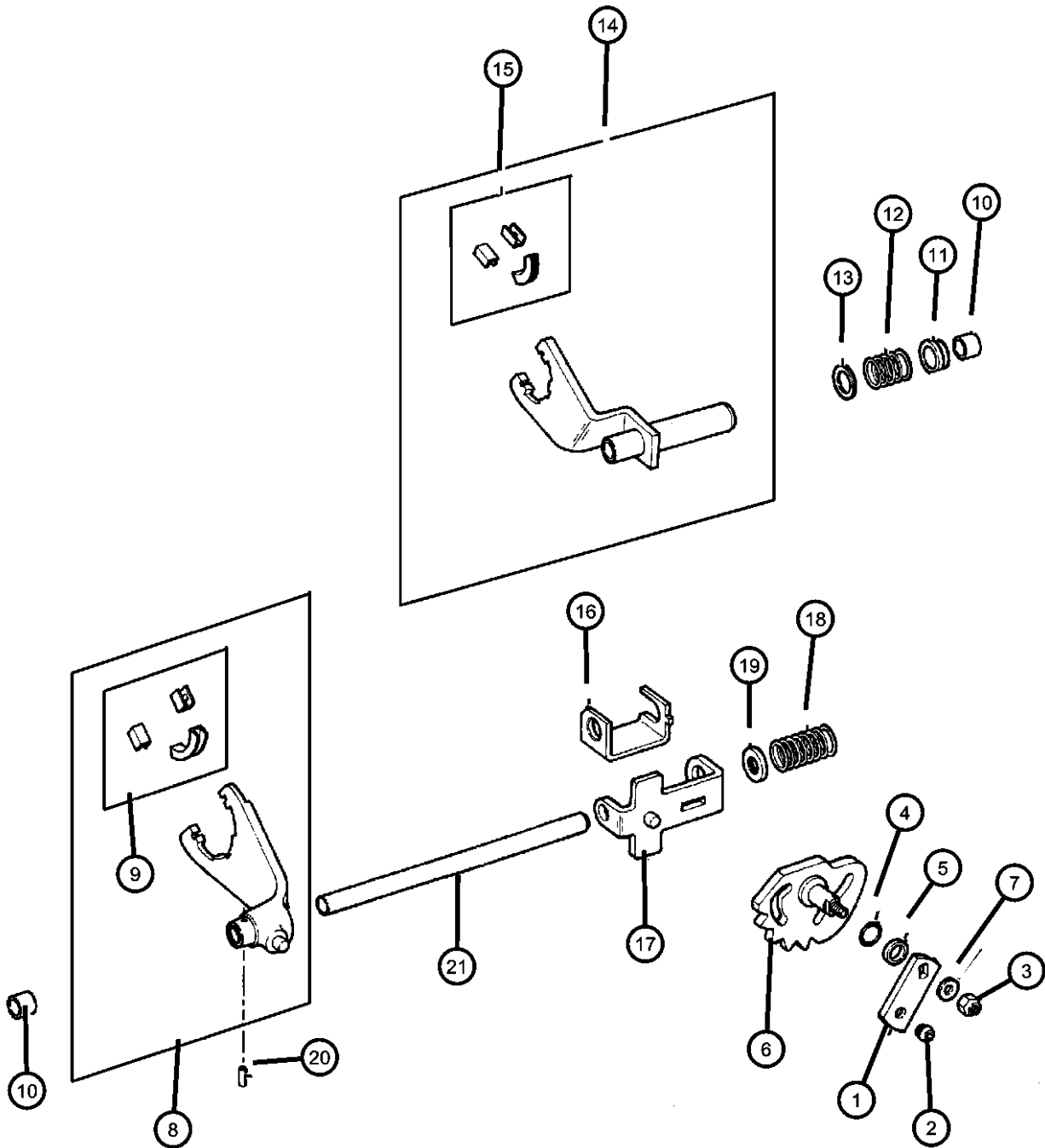
ENGINE  
ELF = 5.2L V8 MPI Engine  
EML = 5.9L V8 MPI Engine  
ERH = 4.0L Power Tech I-6 Engine

TRANSMISSION  
DGK = 4-Spd. Automatic 42RE Transmission  
DGT = 4-Spd. Automatic 46RE Transmission  
DGW = TRANSMISSION - 4-SPD. AUTOMATIC, 44RE  
DGO = ALL AUTOMATIC TRANSMISSIONS

AR = use ase required - = Non illustrated part

1998 ZJ

Forks, Rails - Shifting 242 (DHP)  
Figure 242-910

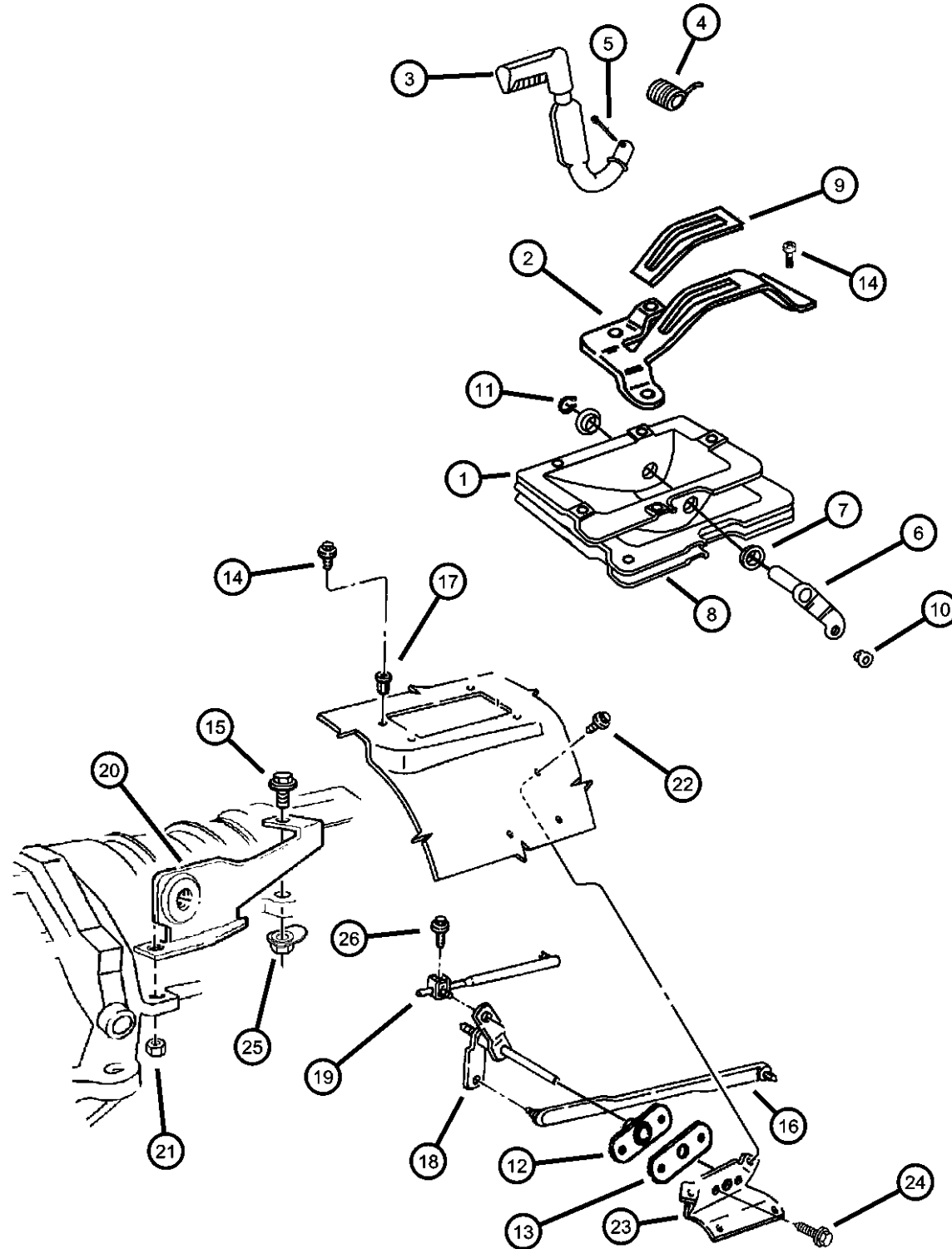


ITEM	PART NUMBER	QTY	LINE	SERIES	BODY	ENGINE	TRANS	TRIM	DESCRIPTION
1	53004227	1	J			ER0	DG0		LEVER, Transfer Case, Transfer Case Shifting
2	53004810	1	J			ER0	DG0		BUSHING, Shift Lever, Shift Lever
3	00152345	1	J			ER0	DG0		NUT, Hex Flange Lock
4	04167963	1	J			ER0	DG0		SEAL, O-Ring
5	04167964	1	J			ER0	DG0		RETAINER, Rear Clutch, Shift Lever ***
6	04638949	1	J			ER0	DG0		SECTOR, Transfer Case, Transfer Case Shift ***
7	04638949	1							CAMS Unknown, WASHER, (DNS), (NOT SERVICED)
8	83503508	1	J			ER0	DG0		FORK, Range, Range Shift
9	04167969	4	J			ER0	DG0		PAD, Shift Fork
10	J8134291	2	J			ER0	DG0		BUSHING, Shift Fork, Mode Shift Rail
11	04338945	1	J			ER0	DG0		BUSHING, Shift Rail, Shift Rail Retainer
12	83503513	1	J			ER0	DG0		SPRING, Mode Shift Fork, Mode Shift Rail
13	83503512	1	J			ER0	DG0		WASHER, Flat, Mode Shift Rail
14	04638950	1	J			ER0	DG0		FORK, Transfer Case Mode Shift, Mode Shift ***
15	04338376	1	J			ER0	DG0		PAD, Shift ForkCenter
16	83503511	1	J			ER0	DG0		BRACKET, Shift Mode, Shift, Inner
17	83503510	1	J			ER0	DG0		BRACKET, Shift Mode, Shift, Outer
18	83503516	1	J			ER0	DG0		SPRING, Mode Shift Fork
19	83503515	1	J			ER0	DG0		CUP, Shift Fork Spring
20	01664355	1	J			ER0	DG0		PIN, Shift Fork, Shift Fork
21	83504469	1	J			ER0	DG0		RAIL, Transfer Case, Shift Fork

GRAND CHEROKEE (ZJ)				
SERIES	LINE	BODY	ENGINE	TRANSMISSION
L = LOWLINE	T = JEEP - 2WD	74 = SPORT UTILITY 4-DR	ELF = 5.2L V8 MPI Engine	DGK = 4-Spd. Automatic 42RE
	J = JEEP - 4WD		EML = 5.9L V8 MPI Engine	Transmission
			ERH = 4.0L Power Tech I-6 Engine	DGT = 4-Spd. Automatic 46RE
				Transmission
				DGW = TRANSMISSION - 4-SPD. AUTOMATIC,44RE
				DGO = ALL AUTOMATIC TRANSMISSIONS



Controls, Shift 242 (DHP)  
Figure 242-1210



ITEM	PART NUMBER	QTY	LINE	SERIES	BODY	ENGINE	TRANS	TRIM	DESCRIPTION
1	52078427	1	J						HOUSING, Shift Lever
2	52078757	1	J						GATE, Transfer Case Shifter
3	52078762	1	J						LEVER, Transfer Case Shifter
4									SPRING, Transfer Case Lever
	52104021	1	J			EL0, ER0			
		1	J			EM0			
5	J4006723	1	J						PIN, Cotter
6	52078760	1	J						LEVER, Selector
7	53000639	2	J						BUSHING, Shift Control
8	52078059	1	J						GASKET, Shift Lever Housing
9	52078759	1	J						LINER, Transfer Case Selector
10	03575333	AR	J						GROMMET, Control Rod Front
11	11505389	1	J						SNAP RING
12	52078134	1	J						BEARING, Transfer Case Shift
13	53005154	1	J						GASKET, Gearshift Control Rod
14	53005154	1							SCREW, Hex Head, M5x0.8x16.00, (NOT SERVICED)
15	06101062	2	J				DGK, DGW		SCREW AND WASHER, Hex Head, M10x1.5x40
16	52078116	1	J			ER0	DGK		ROD, Gear Shift Control, Transfer Case, Transfer Case Shift Lever
17	52078116	1							RIVET, (NOT SERVICED)
18	04886481AA	1	J						TORQUE SHAFT PACKAGE, Transfer Case
19	52078113	1	J						ROD, Gear Shift Control, Transfer Case, Gear Selector
20	52104222	1	J			ER0	DGK		BRACKET, Torque Shaft
21	06502337	1	J				DGK, DGW		NUT, M10x1.5, w/ WASHER M10x1.50 ***
22	06503809	4	J						SCREW
23	52078022	1	J						BRACKET, Torque Bearing
24	52078022	1							SCREW AND WASHER, Hex Head, .250-14x.75, (NOT SERVICED)
25	06503231	1	J				DGK, DGW		NUT, Brake Line
26	J9419683	1	J						BOLT, Hex Flange Head, .312-18x.625, .312-18x.625

GRAND CHEROKEE (ZJ)

SERIES LINE  
L = LOWLINE T = JEEP - 2WD  
J = JEEP - 4WD

BODY  
74 = SPORT UTILITY 4-DR

ENGINE  
ELF = 5.2L V8 MPI Engine  
EML = 5.9L V8 MPI Engine  
ERH = 4.0L Power Tech I-6 Engine

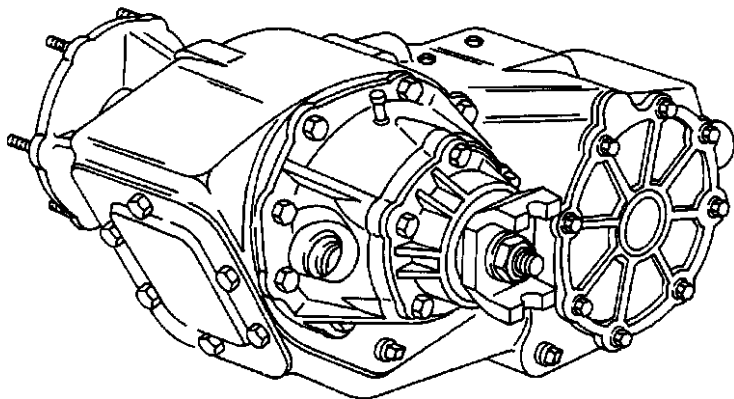
TRANSMISSION  
DGK = 4-Spd. Automatic 42RE Transmission  
DGT = 4-Spd. Automatic 46RE Transmission  
DGW = TRANSMISSION - 4-SPD. AUTOMATIC, 44RE  
DGO = ALL AUTOMATIC TRANSMISSIONS

AR = use ase required - = Non illustrated part

1998 ZJ

Group - 249

Transfer Case Model 249 [DHR]



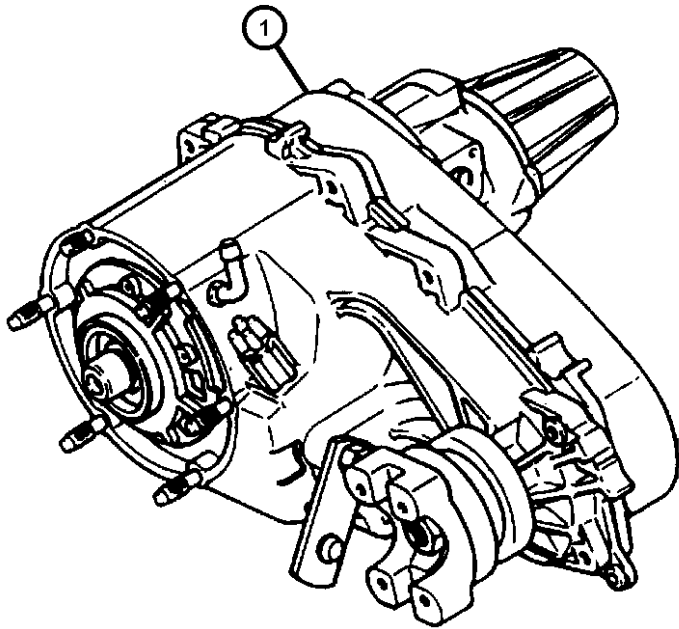
Group - 249 Transfer Case Model 249 [DHR]

Illustration Title	Group-Fig. No.
<b>Transfer Case Assembly</b> Transfer Case Assembly 249 (DHR) .....	Fig. 249 - 110
<b>Case and Related Parts</b> Case, Extensions And Miscellaneous Parts 249 (DHR) .....	Fig. 249 - 210
<b>Gear Train</b> Gear Train 249 (DHR) .....	Fig. 249 - 410
<b>Fork and Rails</b> Forks And Rails 249 (DHR) .....	Fig. 249 - 910
<b>Gearshift Controls</b> Controls Shift 249 (DHR) .....	Fig. 249 - 1210

<div><div>249-100</div><div>Transfer Case Assembly</div><div></div></div>	<div><div>249-1200</div><div>Gearshift Controls</div><div></div></div>	<div><div>249-200</div><div>Case and Related Parts</div><div></div></div>	<div><div>249-400</div><div>Gear Train</div><div></div></div>
<div><div>249-900</div><div>Fork and Rails</div><div></div></div>			

Transfer Case Assembly 249 (DHR)  
Figure 249-110

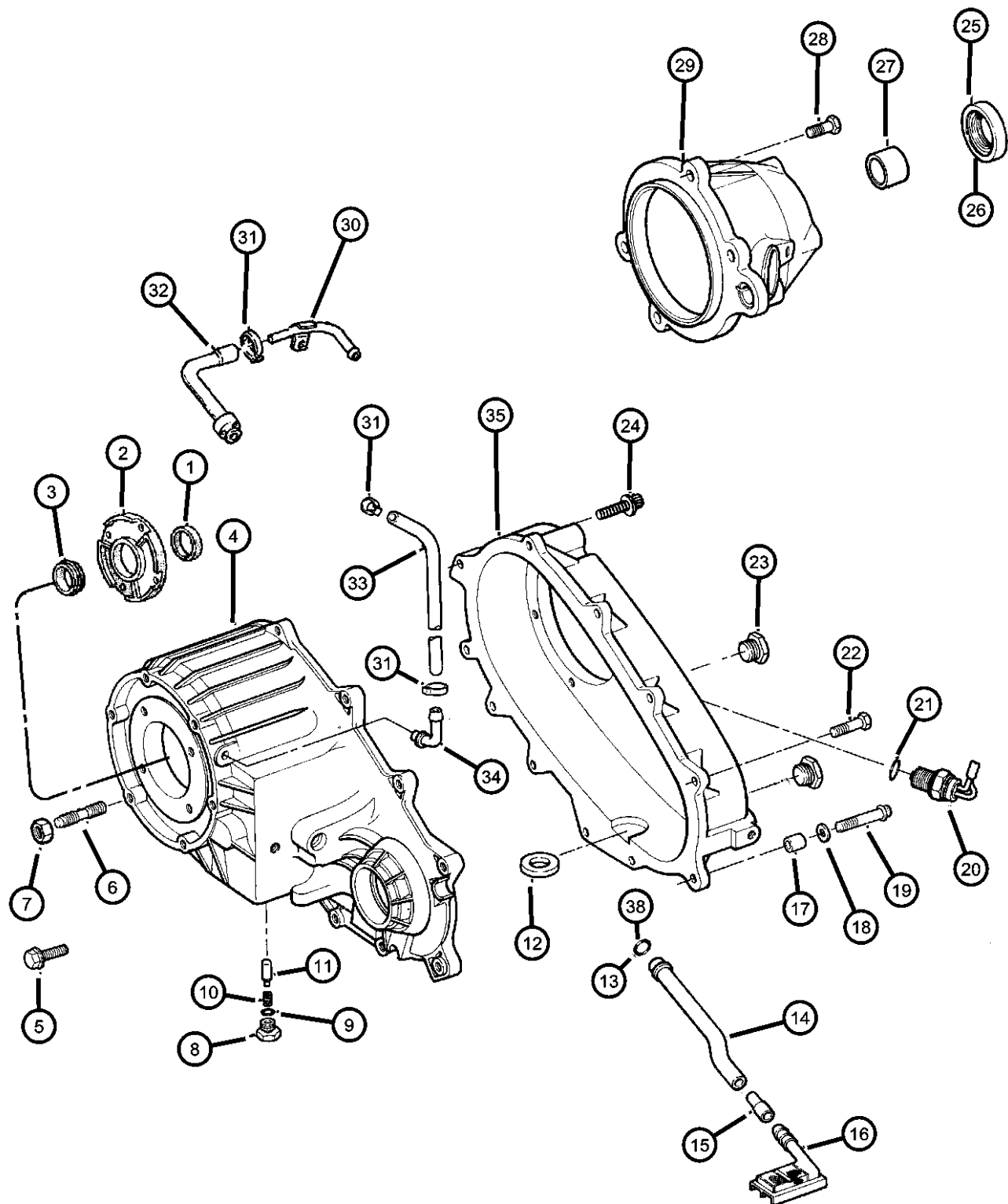
ITEM	PART NUMBER	QTY	LINE	SERIES	BODY	ENGINE	TRANS	TRIM	DESCRIPTION
1	J9419683	1							TRANSFER CASE, 52098916AB-52099424AA, (NOT SERVICED)



GRAND CHEROKEE (ZJ)

SERIES	LINE	BODY	ENGINE	TRANSMISSION
L = LOWLINE	T = JEEP - 2WD J = JEEP - 4WD	74 = SPORT UTILITY 4-DR	ELF = 5.2L V8 MPI Engine EML = 5.9L V8 MPI Engine ERH = 4.0L Power Tech I-6 Engine	DGK = 4-Spd. Automatic 42RE Transmission DGT = 4-Spd. Automatic 46RE Transmission DGW = TRANSMISSION - 4-SPD. AUTOMATIC, 44RE DGO = ALL AUTOMATIC TRANSMISSIONS

Case, Extensions And Miscellaneous Parts 249 (DHR)  
Figure 249-210

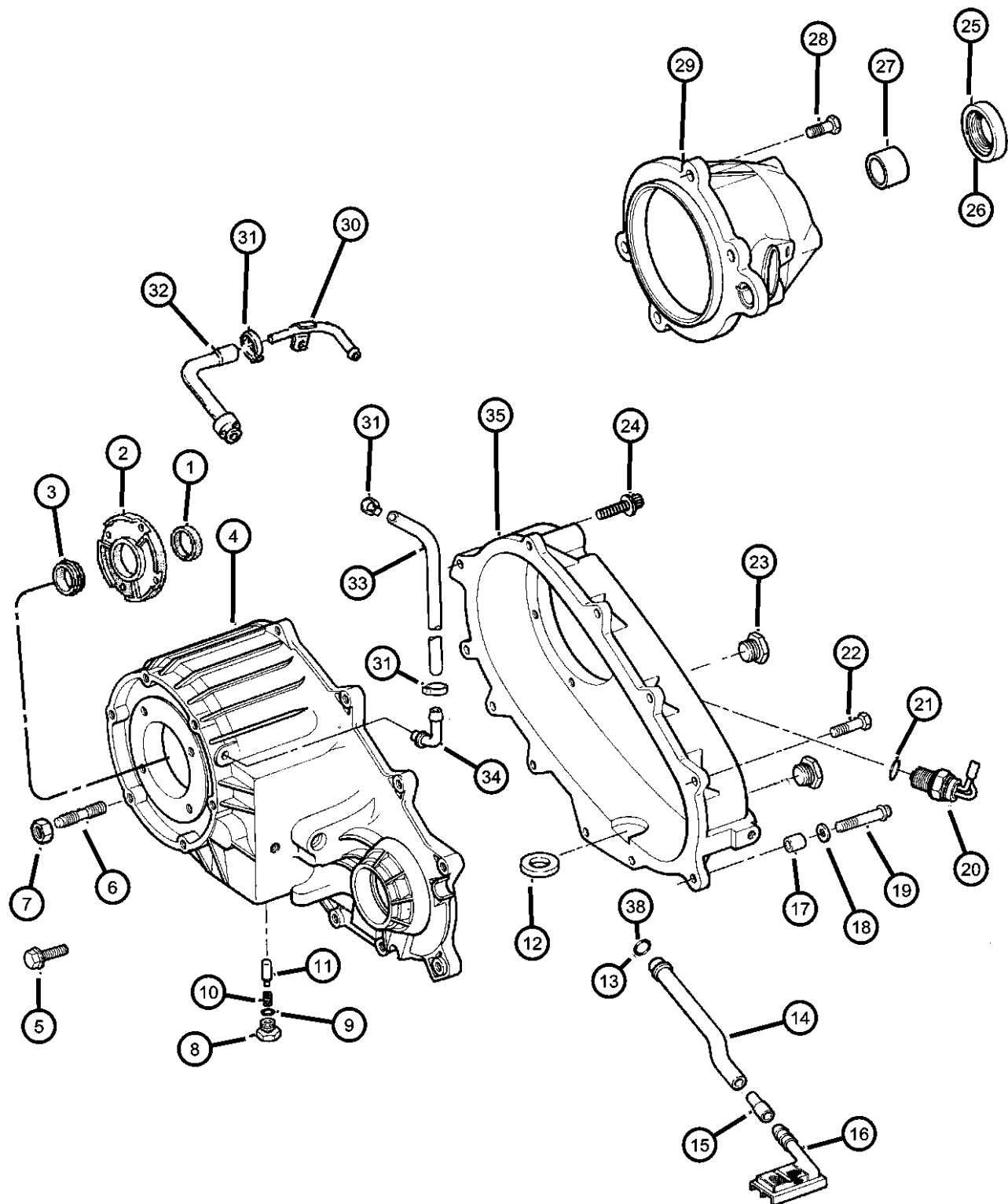


ITEM	PART NUMBER	QTY	LINE	SERIES	BODY	ENGINE	TRANS	TRIM	DESCRIPTION
1	04798033	1	J			EM0	DG0		SEAL, Input Gear
		1	J			EL0, ER0	DG0		
2	04338973	1	J			EL0, ER0	DG0		RETAINER
		1	J			EM0	DG0		
3	04746155	1	J			EM0	DG0		BEARING, Input Gear
		1	J			EL0, ER0	DG0		
4	04798124	AR	J			EL0, ER0	DG0		CASE, Transfer Front
		1	J			EM0	DG0		
5	06500318	4	J			EM0	DG0		BOLT
		4	J			EL0, ER0	DG0		
6	04505365	6	J			EM0	DG0		STUD
		6	J			EL0, ER0	DG0		
7	J4006681	6	J						NUT AND CONED WASHER, Hex, .375-24
8	04886473AA	1	J			EL0, ER0	DG0		SCREW
	04886474AA	1	J			EM0	DG0		With Stamp# 52099424aa
9	04338956	2	J			EL0, ER0	DG0		SEAL, Vacuum Switch
		2	J			EM0	DG0		
10	04638497	1	J			EM0	DG0		SPRING, Shift Detent
		1	J			EL0, ER0	DG0		
11	53008217	1	J			EM0	DG0		PLUNGER
		1	J			EL0, ER0	DG0		
12									MAGNET, Transmission

GRAND CHEROKEE (ZJ)		BODY		ENGINE		TRANSMISSION	
SERIES	LINE						
L = LOWLINE	T = JEEP - 2WD J = JEEP - 4WD	74 = SPORT UTILITY 4-DR		ELF = 5.2L V8 MPI Engine EML = 5.9L V8 MPI Engine ERH = 4.0L Power Tech I-6 Engine		DGK = 4-Spd. Automatic 42RE Transmission DGT = 4-Spd. Automatic 46RE Transmission DGW = TRANSMISSION - 4-SPD. AUTOMATIC, 44RE DGO = ALL AUTOMATIC TRANSMISSIONS	

AR = use ase required - = Non illustrated part

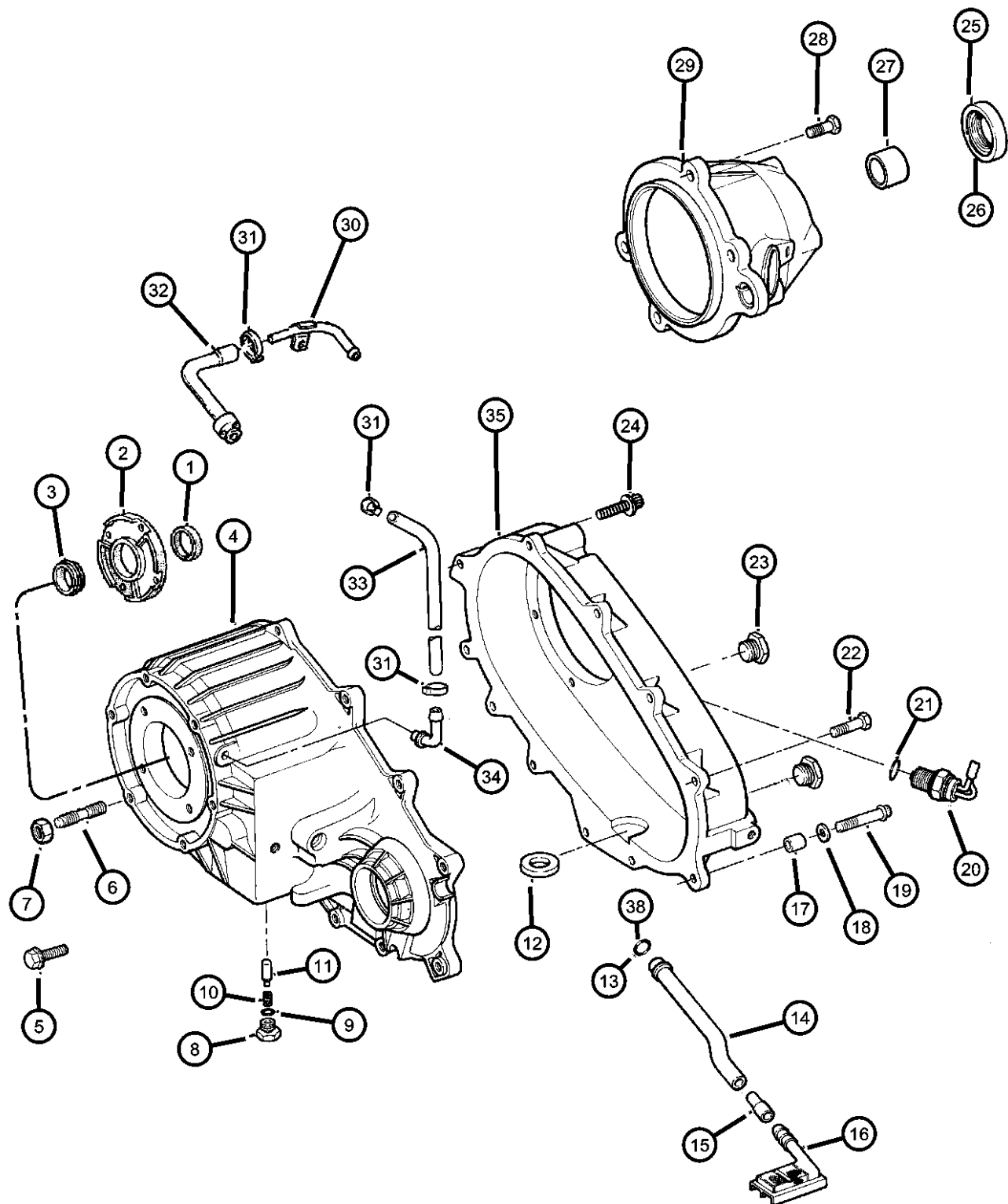
Case, Extensions And Miscellaneous Parts 249 (DHR)  
Figure 249-210



ITEM	PART NUMBER	QTY	LINE	SERIES	BODY	ENGINE	TRANS	TRIM	DESCRIPTION
	03681601	1	J			EM0	DG0		
		1	J			EL0, ER0	DG0		
13	04338942	1	J			EL0, ER0	DG0		SEAL, Oil
14									TUBE, Oil Pickup
	04638893	1	J			EM0	DG0		
		1	J			EL0, ER0	DG0		
15									CONNECTOR, Oil Tube Pickup
	04338944	1	J			EM0	DG0		
		1	J			EL0, ER0	DG0		
16									FILTER, Transfer Case Oil
	04338943	1	J			EM0	DG0		
		1	J			EL0, ER0	DG0		
17									DOWEL, Transfer Case
	04116310	2	J			EM0	DG0		
		1	J			EL0, ER0	DG0		
18									WASHER, Flat
	04210983	2	J			EM0	DG0		
		1	J			EL0, ER0	DG0		
19									BOLT, Hex Flange Head
	04210614	2	J			EM0	DG0		
		1	J			EL0, ER0	DG0		
20									SWITCH, Transfer Case Mode
	56006755	1	J			EM0	DG0		
		1	J			EL0, ER0	DG0		
21									SEAL, Vacuum Switch
	04338956	2	J			EL0, ER0	DG0		
		2	J			EM0	DG0		
22									BOLT, Transfer Case
	04210617	7	J			EM0	DG0		
		1	J			EL0, ER0	DG0		7 Required
23									PLUG, Oil Fill
	04856641	1	J			EL0, ER0	DG0		

GRAND CHEROKEE (ZJ)		BODY		ENGINE		TRANSMISSION	
SERIES	LINE						
L = LOWLINE	T = JEEP - 2WD J = JEEP - 4WD	74 = SPORT UTILITY 4-DR		ELF = 5.2L V8 MPI Engine EML = 5.9L V8 MPI Engine ERH = 4.0L Power Tech I-6 Engine		DGK = 4-Spd. Automatic 42RE Transmission DGT = 4-Spd. Automatic 46RE Transmission DGW = TRANSMISSION - 4-SPD. AUTOMATIC, 44RE DGO = ALL AUTOMATIC TRANSMISSIONS	

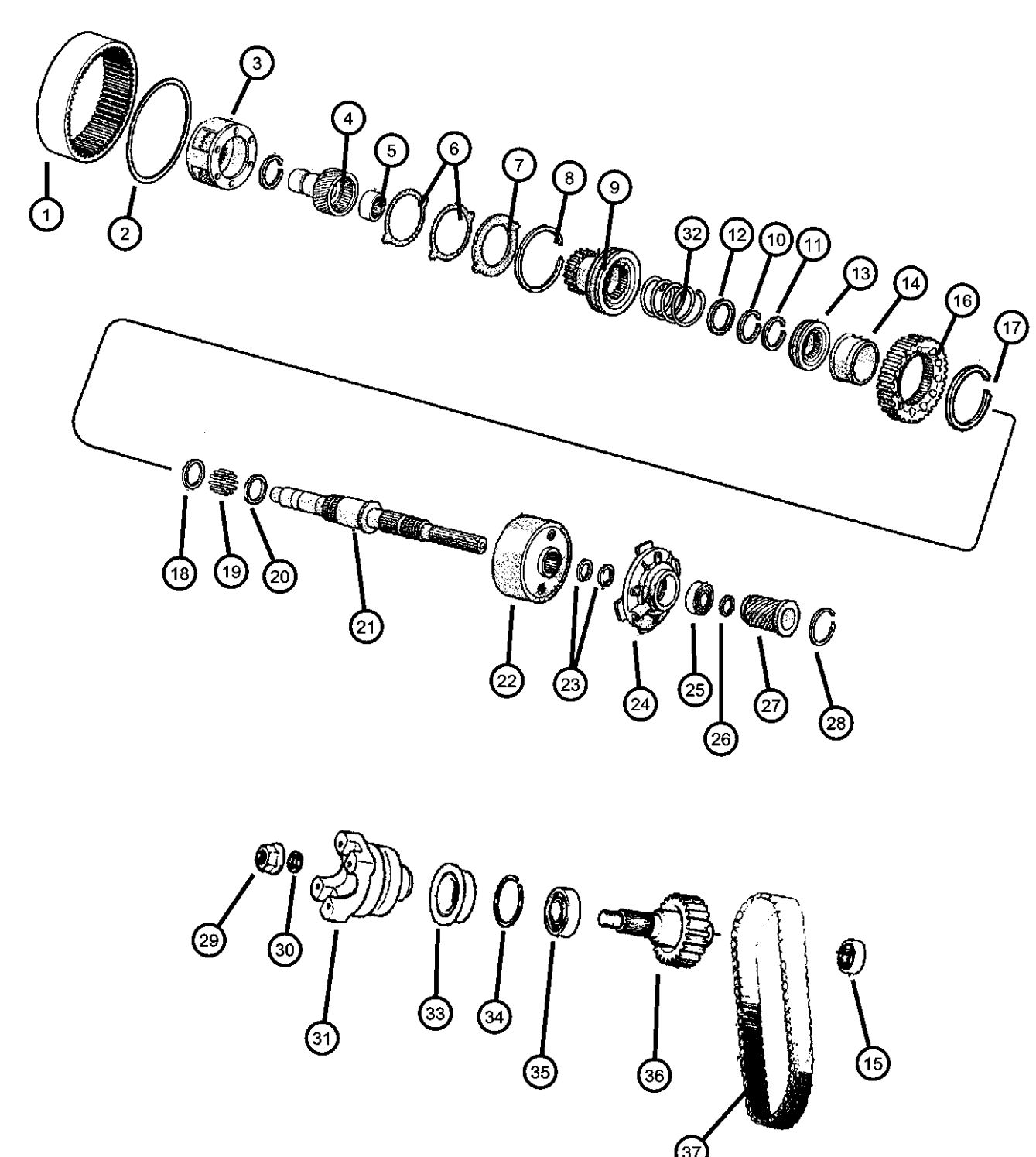
Case, Extensions And Miscellaneous Parts 249 (DHR)  
Figure 249-210



ITEM	PART NUMBER	QTY	LINE	SERIES	BODY	ENGINE	TRANS	TRIM	DESCRIPTION
24		2	J			EM0	DG0		BOLT, Twelve Point Head, M10x1.5x48
	J8130979	2	J			EM0	DG0		
		1	J			EL0, ER0	DG0		
25	04897298AA	1	J			EM0	DG0		SEAL, Output Shaft, With Tag # [52099424AA]
26	04638904	1	J			EL0, ER0	DG0		SEAL, With Stamp # [52098916AB]
27									BUSHING, Extension Housing
	04638902	1	J			EM0	DG0		
		1	J			EL0, ER0	DG0		
28									BOLT, Retainer
	06501371	4	J			EL0, ER0	DG0		
		4	J			EM0			
29									EXTENSION, Transfer Case
	04728161	1	J			EL0, ER0	DG0		
	04864782	1	J			EM0	DG0		With Stamp# 52099424aa
30	53004828	1	J						TUBE, Transfer Case Vent
31	06502081	2	J						CLAMP, Oil Cooler Line
32									FILTER, Transfer Case Oil
	04338943	1	J			EM0	DG0		
		1	J			EL0, ER0	DG0		
33	04443176	1	J						HOSE, Fuel, .31 I.D. 50 Foot Roll, Roll
34									VENT, Transfer Case
	04796910	1	J			EM0	DG0		
		1	J			EL0, ER0	DG0		
35									CASE, Transfer Rear
	04886184AA	1	J			EM0	DG0		With Stamp # 52099424aa
	04886206AA	1	J			EL0, ER0	DG0		
-36	02466957	1	J			EL0, ER0	DG0		COVER, Transmission Converter
-37	02801398	1	J			EL0, ER0	DG0		GASKET, Transmission
38	04798035	1	J			EM0	DG0		SEAL, Transfer Case

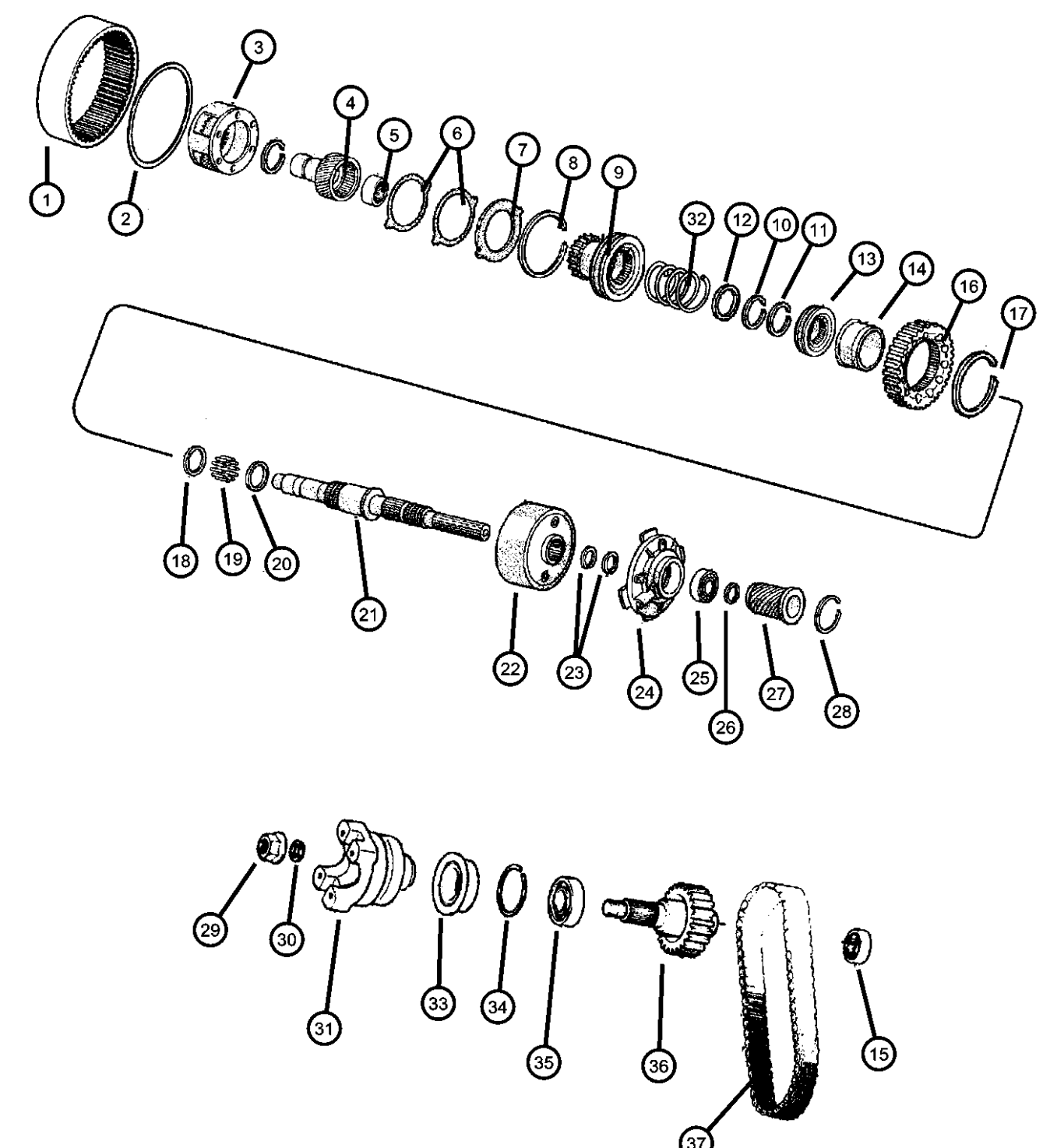
GRAND CHEROKEE (ZJ)		BODY		ENGINE		TRANSMISSION	
SERIES	LINE						
L = LOWLINE	T = JEEP - 2WD J = JEEP - 4WD	74 = SPORT UTILITY 4-DR		ELF = 5.2L V8 MPI Engine EML = 5.9L V8 MPI Engine ERH = 4.0L Power Tech I-6 Engine		DGK = 4-Spd. Automatic 42RE Transmission DGT = 4-Spd. Automatic 46RE Transmission DGW = TRANSMISSION - 4-SPD. AUTOMATIC, 44RE DGO = ALL AUTOMATIC TRANSMISSIONS	

Gear Train 249 (DHR)  
Figure 249-410

	ITEM	PART NUMBER	QTY	LINE	SERIES	BODY	ENGINE	TRANS	TRIM	DESCRIPTION
	1	04798035	1							CAMS Unknown, GEAR, Annulus ( Order Front Case) ***, (NOT SERVICED)
	2	04219065	1	J			EM0	DG0		SNAP RING, Annulus Gear
			1	J			EL0, ER0	DG0		
	3	04796903	1	J			EM0	DG0		PLANETARY, Transfer Case
			1	J			EL0, ER0	DG0		
	4	04798126	1	J			EM0	DG0		GEAR, Input
			1	J			EL0, ER0	DG0		
	5	83503507	1	J			EM0	DG0		BEARING, Input Shaft
			1	J			EL0, ER0	DG0		
	6	04338908	2	J			EM0	DG0		THRUST WASHER, Planetary Carrier
			1	J			EL0, ER0	DG0		
	7	04338909	1	J			EM0	DG0		RING
			1	J			EL0, ER0	DG0		
	8	04338910	1	J			EM0	DG0		SNAP RING
			1	J			EL0, ER0	DG0		
	9	04798132	1	J			EM0	DG0		SLEEVE, Shift Range
			AR	J			EL0, ER0	DG0		
	10	04338910	1	J			EM0	DG0		SNAP RING
			1	J			EL0, ER0	DG0		
	11	03821558	1	J			EM0	DG0		SNAP RING
			1	J			EL0, ER0	DG0		
	<div><div>GRAND CHEROKEE (ZJ)</div><div><div>SERIES</div><div>LINE</div></div><div>L = LOWLINE    T = JEEP - 2WD J = JEEP - 4WD</div></div> <div><div>BODY</div><div>74 = SPORT UTILITY 4-DR</div></div> <div><div>ENGINE</div><div>ELF = 5.2L V8 MPI Engine EML = 5.9L V8 MPI Engine ERH = 4.0L Power Tech I-6 Engine</div></div> <div><div>TRANSMISSION</div><div>DGK = 4-Spd. Automatic 42RE Transmission DGT = 4-Spd. Automatic 46RE Transmission DGW = TRANSMISSION - 4-SPD. AUTOMATIC, 44RE DGO = ALL AUTOMATIC TRANSMISSIONS</div></div>									

AR = use ase required    - = Non illustrated part

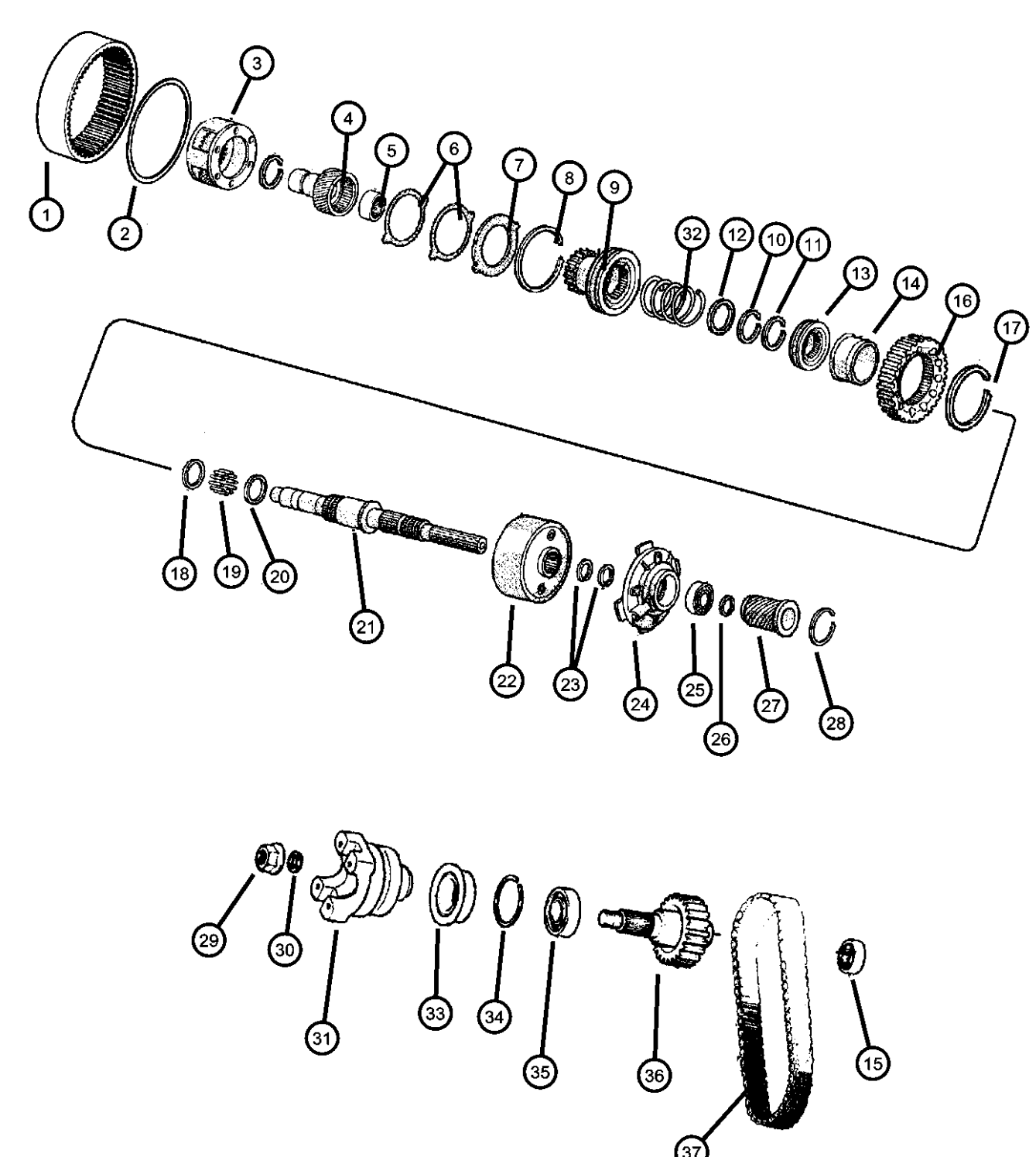
Gear Train 249 (DHR)  
Figure 249-410

ITEM	PART NUMBER	QTY	LINE	SERIES	BODY	ENGINE	TRANS	TRIM	DESCRIPTION
									
12	04798129	1	J			EM0	DG0		WASHER, Clutch Control
		1	J			EL0, ER0	DG0		
13	04897520AA	1	J			EM0	DG0		CLUTCH, Oneway
		1	J			EL0, ER0	DG0		
14	04897522AA	1	J			EM0	DG0		GEAR, Differential
		1	J			EL0, ER0	DG0		
15	02466224	1	J			EM0	DG0		BEARING, Output Shaft
		1	J			EL0, ER0	DG0		
16	04728157	1	J			EM0	DG0		SPROCKET, Transfer Case
		1	J			EL0, ER0	DG0		
17	83503532	1	J			EM0	DG0		SNAP RING
		1	J			EL0, ER0	DG0		
18	83503533	1	J			EL0, ER0	DG0		SPACER, Sprocket
		1	J			EM0	DG0		
19	83503543	1	J			EM0	DG0		BEARING PACKAGE, Transfer Case
		1	J			EL0, ER0	DG0		
20	83503533	1	J			EL0, ER0	DG0		SPACER, Sprocket
		1	J			EM0	DG0		
21	04798127	1	J			EL0, ER0	DG0		SHAFT, Main
	05011276AA	1	J			EM0	DG0		Use with Stamp# 52099424aa
22	04897220AA	1	J			EM0	DG0		VISCOUS COUPLING
<b>GRAND CHEROKEE (ZJ)</b>									
SERIES		LINE		BODY		ENGINE		TRANSMISSION	
L = LOWLINE		T = JEEP - 2WD		74 = SPORT UTILITY 4-DR		ELF = 5.2L V8 MPI Engine		DGK = 4-Spd. Automatic 42RE	
		J = JEEP - 4WD				EML = 5.9L V8 MPI Engine		Transmission	
						ERH = 4.0L Power Tech I-6		DGT = 4-Spd. Automatic 46RE	
						Engine		Transmission	
								DGW = TRANSMISSION - 4-SPD.	
								AUTOMATIC, 44RE	
								DGO = ALL AUTOMATIC	
								TRANSMISSIONS	

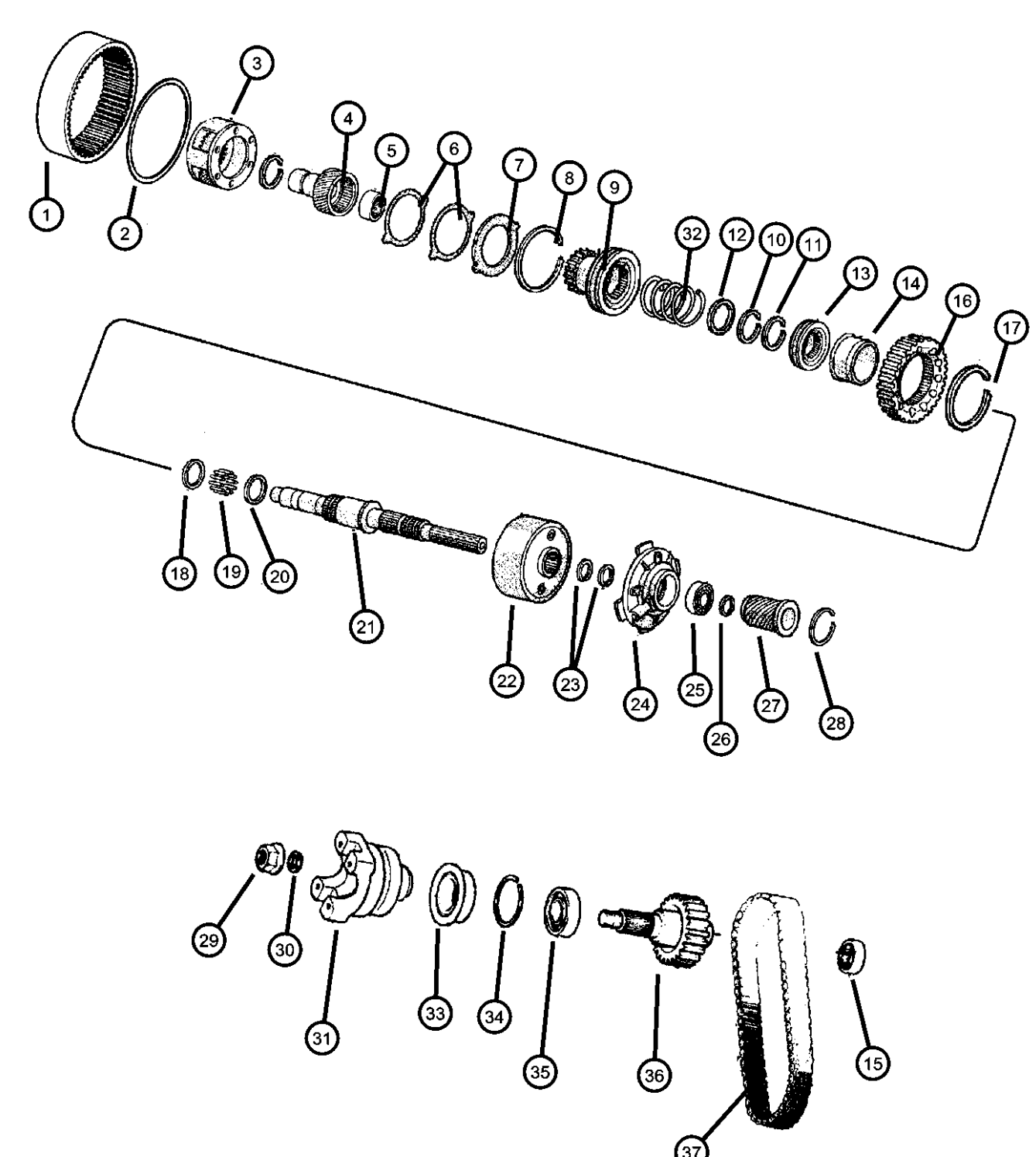
AR = use ase required - = Non illustrated part



Gear Train 249 (DHR)  
Figure 249-410

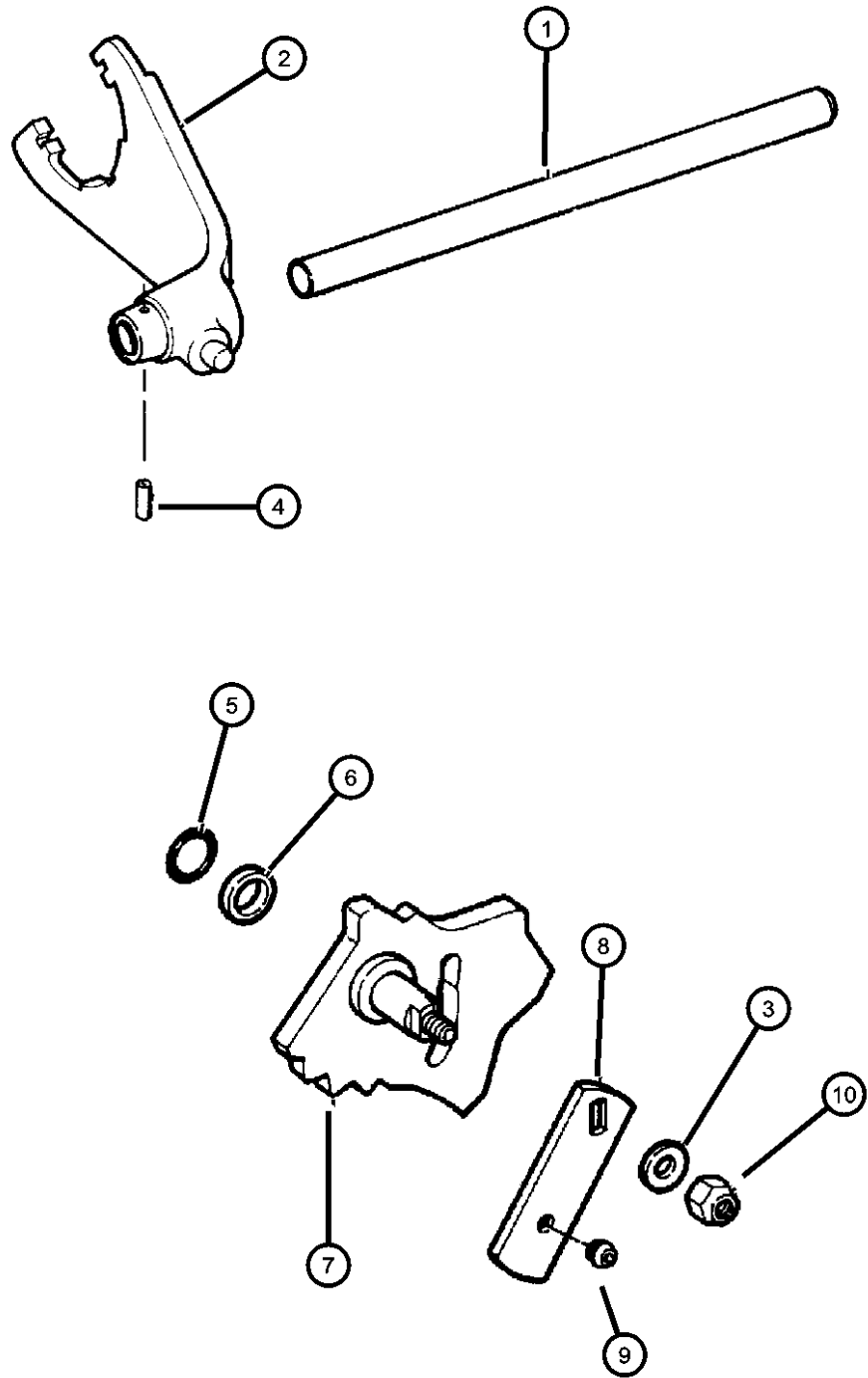
										ITEM	PART NUMBER	QTY	LINE	SERIES	BODY	ENGINE	TRANS	TRIM	DESCRIPTION
										23		1	J			EL0, ER0	DG0		SNAP RING, Mainshaft
											04638895	1	J			EL0, ER0	DG0		
												2	J			EM0	DG0		
										24									PUMP, Transfer Case Gear Rotor
											04638896	1	J			EM0	DG0		
												1	J			EL0, ER0	DG0		
										25									BEARING, Output Shaft
											04638899	1	J			EM0	DG0		
												1	J			EL0, ER0	DG0		
										26									SNAP RING
											04446478	1	J			EM0	DG0		
												1	J			EL0, ER0	DG0		
										27									GEAR, Speedometer Drive
											04638900	1	J			EM0	DG0		
												1	J			EL0, ER0	DG0		
										28									SNAP RING
											04638905	1	J			EM0	DG0		
												1	J			EL0, ER0	DG0		
										29									NUT, Transfer Case Yoke
											04167924	1	J			EM0	DG0		
												1	J			EL0, ER0	DG0		
										30									WASHER, Transfer Case Yoke
											04210973	1	J			EM0	DG0		
												1	J			EL0, ER0	DG0		
										31									YOKE, Transfer Case
											04798138	1	J			EM0	DG0		
												1	J			EL0, ER0	DG0		
										32									SPRING, Clutch
											04798131	1	J			EM0	DG0		
												1	J			EL0, ER0	DG0		
										33									SEAL, Output Shaft
										<div><div>GRAND CHEROKEE (ZJ)</div><div><div>SERIES</div><div>LINE</div></div><div>L = LOWLINE    T = JEEP - 2WD J = JEEP - 4WD</div></div> <div><div>BODY</div><div>74 = SPORT UTILITY 4-DR</div></div> <div><div>ENGINE</div><div>ELF = 5.2L V8 MPI Engine EML = 5.9L V8 MPI Engine ERH = 4.0L Power Tech I-6 Engine</div></div> <div><div>TRANSMISSION</div><div>DGK = 4-Spd. Automatic 42RE Transmission DGT = 4-Spd. Automatic 46RE Transmission DGW = TRANSMISSION - 4-SPD. AUTOMATIC, 44RE DGO = ALL AUTOMATIC TRANSMISSIONS</div></div>									

Gear Train 249 (DHR)  
Figure 249-410

										ITEM	PART NUMBER	QTY	LINE	SERIES	BODY	ENGINE	TRANS	TRIM	DESCRIPTION
											04798125	1	J			EM0	DG0		
												1	J			EL0, ER0	DG0		
										34									SNAP RING
											0089331A	1	J			EM0	DG0		
												1	J			EL0, ER0	DG0		
										35									BEARING, Output Shaft
											04269189	1	J			EM0	DG0		
												1	J			EL0, ER0	DG0		
										36									OUTPUT SHAFT, Transfer Case
											04728158	1	J			EM0	DG0		
												1	J			EL0, ER0	DG0		
										37									CHAIN, Transfer Case
											04728159	1	J			EM0	DG0		
												1	J			EL0, ER0	DG0		
										<div><div>GRAND CHEROKEE (ZJ)</div><div><div>SERIES</div><div>LINE</div></div><div><div>L = LOWLINE</div><div>T = JEEP - 2WD</div><div>J = JEEP - 4WD</div></div></div> <div><div>BODY</div><div>74 = SPORT UTILITY 4-DR</div></div> <div><div>ENGINE</div><div>ELF = 5.2L V8 MPI Engine</div><div>EML = 5.9L V8 MPI Engine</div><div>ERH = 4.0L Power Tech I-6 Engine</div></div> <div><div>TRANSMISSION</div><div>DGK = 4-Spd. Automatic 42RE Transmission</div><div>DGT = 4-Spd. Automatic 46RE Transmission</div><div>DGW = TRANSMISSION - 4-SPD. AUTOMATIC, 44RE</div><div>DGO = ALL AUTOMATIC TRANSMISSIONS</div></div>									

AR = use ase required - = Non illustrated part

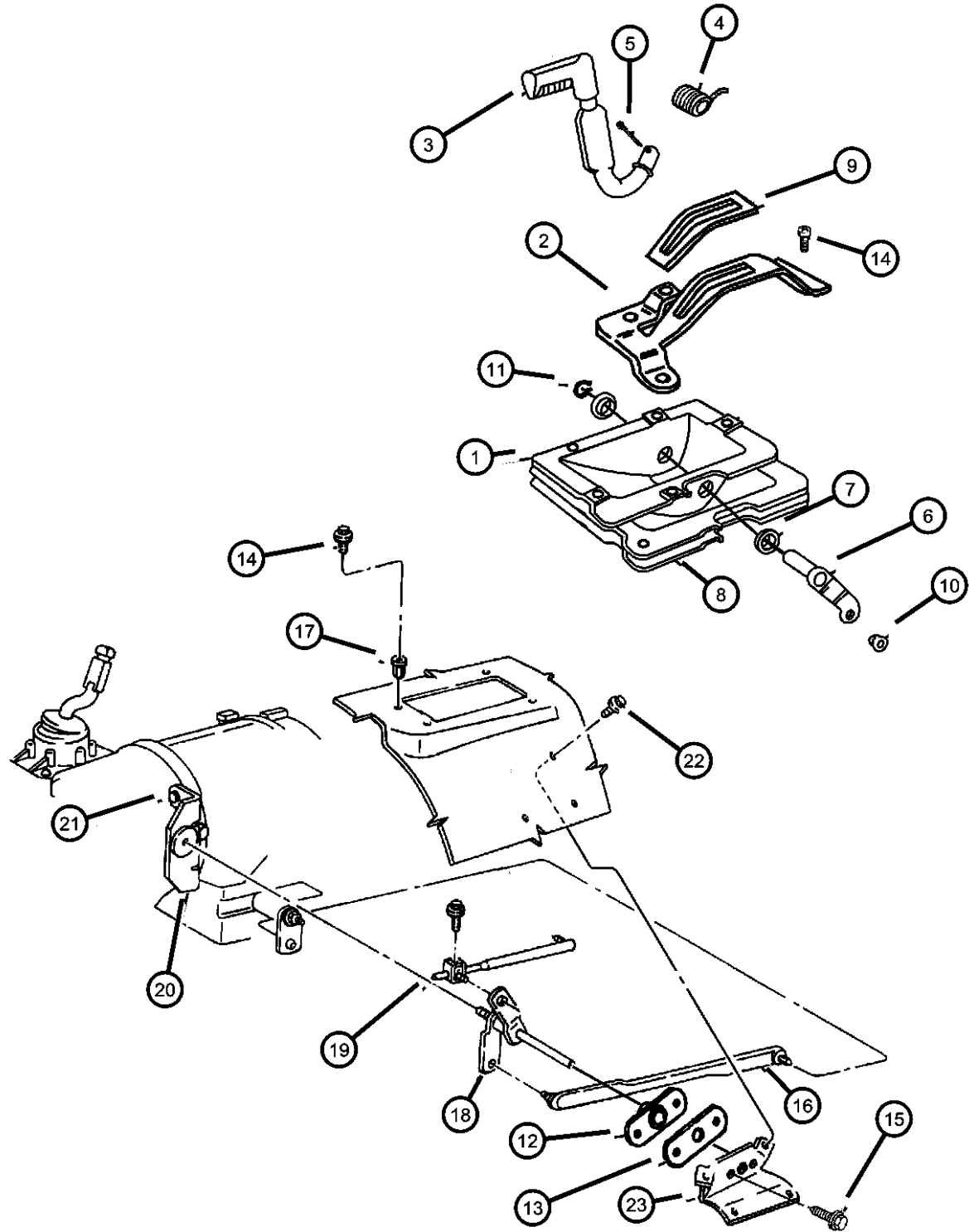
Forks And Rails 249 (DHR)  
Figure 249-910



ITEM	PART NUMBER	QTY	LINE	SERIES	BODY	ENGINE	TRANS	TRIM	DESCRIPTION
1	04798135	1	J			EM0	DG0		RAIL, Transfer Case
		1	J			EL0, ER0	DG0		
2	04798136	1	J			EL0, ER0	DG0		FORK, Range
3	04798136	1							CAMS Unknown, WASHER (DNS) *** (NOT SERVICED)
4	04798136	1							PIN, Shift Fork, (NOT REQUIRED)
5									SEAL, O-Ring
	04167963	1	J			EL0, ER0	DG0		
	04798030	1	J			EM0	DG0		
6	04167964	1	J			EL0, ER0	DG0		RETAINER, Rear Clutch
7									SECTOR, Transfer Case
	04897517AA	1	J			EM0	DG0		
		1	J			EL0, ER0	DG0		
8									LEVER, Transfer Case
	04638906	1	J			EM0	DG0		
		1	J			EL0, ER0	DG0		
9									BUSHING, Shift Lever
	53004810	1	J			EM0	DG0		
		1	J			EL0, ER0	DG0		
10									NUT, Hex Flange Lock
	00152345	1	J			EM0	DG0		
		1	J			EL0, ER0	DG0		

GRAND CHEROKEE (ZJ)		BODY		ENGINE		TRANSMISSION	
SERIES	LINE						
L = LOWLINE	T = JEEP - 2WD J = JEEP - 4WD	74 = SPORT UTILITY 4-DR		ELF = 5.2L V8 MPI Engine EML = 5.9L V8 MPI Engine ERH = 4.0L Power Tech I-6 Engine		DGK = 4-Spd. Automatic 42RE Transmission DGT = 4-Spd. Automatic 46RE Transmission DGW = TRANSMISSION - 4-SPD. AUTOMATIC, 44RE DGO = ALL AUTOMATIC TRANSMISSIONS	

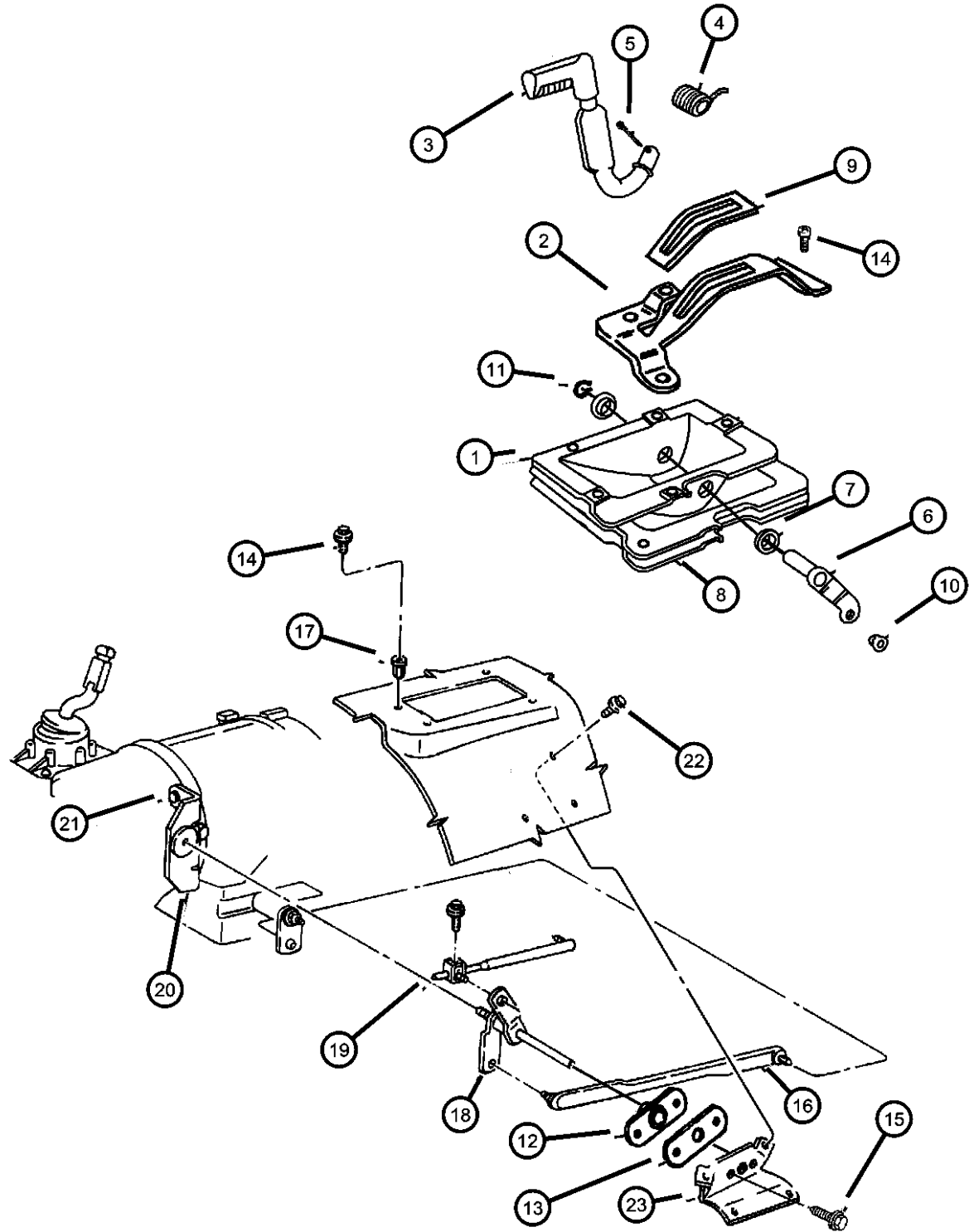
Controls Shift 249 (DHR)  
Figure 249-1210



ITEM	PART NUMBER	QTY	LINE	SERIES	BODY	ENGINE	TRANS	TRIM	DESCRIPTION
1	52078427	1	J			EL0, ER0			HOUSING, Shift Lever
		1	J			EM0			
2	53054445	1	J			EL0, ER0			GATE, Transfer Case Shifter
		1	J			EM0			
3	52078762	1	J			EL0, ER0			LEVER, Transfer Case Shifter
4	52104021	1	J			EL0, ER0			SPRING, Transfer Case Lever
		1	J			EM0			
5	J4006723	1	J			EL0, ER0			PIN, Cotter
		1	J			EM0			Transfer Case
6	52078760	1	J			EL0, ER0			Transfer Case
		1	J			EM0			LEVER, Selector
7	53000639	2	J			EL0, ER0			BUSHING, Shift Control
		2	J			EM0			
8	52078059	1	J			EL0, ER0			GASKET, Shift Lever Housing
		1	J			EM0			
9	53054446	1	J			EL0, ER0			LINER, Transfer Case Shifter
		1	J			EM0			
10	03575333	AR	J			EL0, ER0			GROMMET
		AR	J			EM0			
11	11505389	1	J			EL0, ER0			SNAP RING
		1	J			EM0			Retaining
12	52078134	1	J						BEARING, Transfer Case Shift
13	53005154	1	J						GASKET, Gearshift Control Rod

GRAND CHEROKEE (ZJ)		BODY		ENGINE	TRANSMISSION
SERIES	LINE				
L = LOWLINE	T = JEEP - 2WD	74 = SPORT UTILITY 4-DR		ELF = 5.2L V8 MPI Engine	DGK = 4-Spd. Automatic 42RE
	J = JEEP - 4WD			EML = 5.9L V8 MPI Engine	Transmission
				ERH = 4.0L Power Tech I-6 Engine	DGT = 4-Spd. Automatic 46RE
					Transmission
					DGW = TRANSMISSION - 4-SPD.
					AUTOMATIC, 44RE
					DGO = ALL AUTOMATIC
					TRANSMISSIONS

Controls Shift 249 (DHR)  
Figure 249-1210



ITEM	PART NUMBER	QTY	LINE	SERIES	BODY	ENGINE	TRANS	TRIM	DESCRIPTION
14	53005154	1							SCREW, Hex Head, M5x0.8x16.00, (NOT SERVICED)
15	53005154	1							SCREW AND WASHER, Hex Head, .250-14x.75, (NOT SERVICED)
16									ROD, Gear Shift Control, Transfer Case
	52078116	1	J			ER0	DGK		
	52078809	1	J			EL0, EM0	DG0		
17	52078809	1							CAMS Unknown, RIVET-NUT (DNS) ***, (NOT SERVICED)
18	04886481AA	1	J						TORQUE SHAFT PACKAGE, Transfer Case
19	52078113	1	J						ROD, Gear Shift Control, Transfer Case, Gear Selector
20									BRACKET, Torque Shaft
	52104221	1	J			EL0, EM0	DG0		
	52104222	1	J			ER0	DGK		
21	J4006681	6	J						NUT AND CONED WASHER, Hex, .375-24
22	06503809	4	J						SCREW
23	52078022	1	J						BRACKET, Torque Bearing
-24									SHIFTER, Transfer Case
	52104145	1	J			EL0, ER0			
	52104160	1	J			EM0			

GRAND CHEROKEE (ZJ)		BODY		ENGINE	TRANSMISSION
SERIES	LINE				
L = LOWLINE	T = JEEP - 2WD J = JEEP - 4WD	74 = SPORT UTILITY 4-DR		ELF = 5.2L V8 MPI Engine EML = 5.9L V8 MPI Engine ERH = 4.0L Power Tech I-6 Engine	DGK = 4-Spd. Automatic 42RE Transmission DGT = 4-Spd. Automatic 46RE Transmission DGW = TRANSMISSION - 4-SPD. AUTOMATIC, 44RE DGO = ALL AUTOMATIC TRANSMISSIONS

# Group - 21P

## Speedometer Pinions


### Group - 21P Speedometer Pinions

Illustration Title

Group-Fig. No.

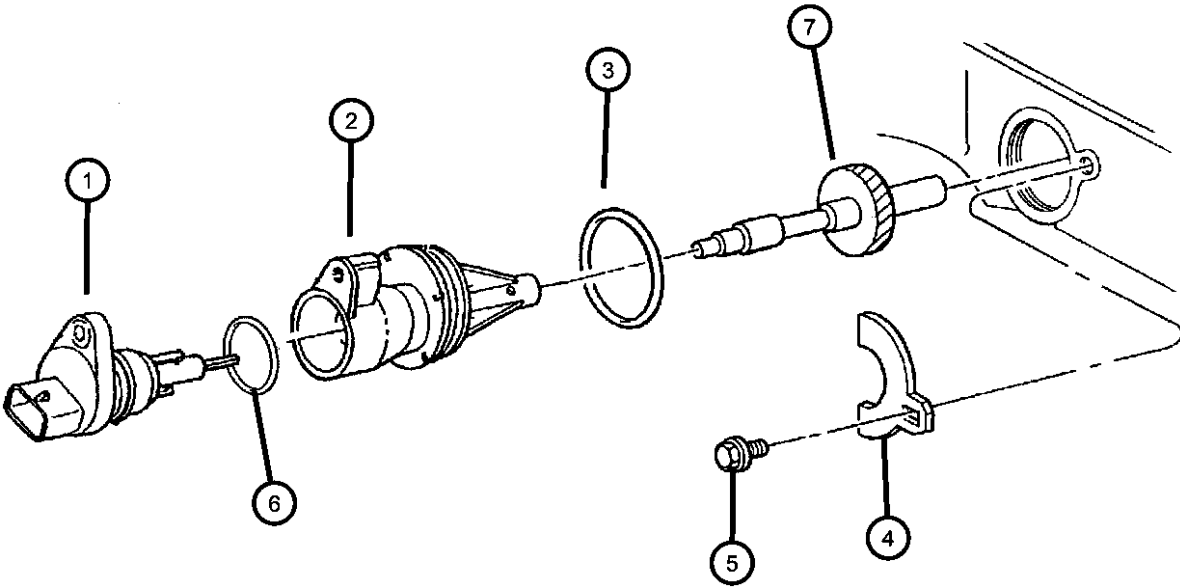
**Speedometer Pinions**

Speedometer Pinions .....Fig. 21P - 120

<div><div>21P-100</div><div>Speedometer Pinions</div><div></div></div>			
--	--	--	--

Speedometer Pinions  
Figure 21P-120

ITEM	PART NUMBER	QTY	LINE	SERIES	BODY	ENGINE	TRANS	TRIM	DESCRIPTION
1	56027905	1							SENSOR, Vehicle Speed
2	52069315	1							HOUSING, Speedometer Drive Gear
3	06035709	1							O RING, Trans Speedo Adapter
4	02892399	1							CLAMP, Speedometer, Speed Drive Housing
5	00180077	1							BOLT, Hex Head, 5/16x18x3/4, Speed Drive
6	56028182	1							O RING
7									PINION, Speedometer Drive
	52067634	1							With 34 Teeth
	52067635	1							With 35 Teeth
	52067636	1							With 36 Teeth
	52067637	1							With 37 Teeth



GRAND CHEROKEE (ZJ)

SERIES	LINE
L = LOWLINE	T = JEEP - 2WD J = JEEP - 4WD

BODY
74 = SPORT UTILITY 4-DR

ENGINE
ELF = 5.2L V8 MPI Engine EML = 5.9L V8 MPI Engine ERH = 4.0L Power Tech I-6 Engine

TRANSMISSION
DGK = 4-Spd. Automatic 42RE Transmission DGT = 4-Spd. Automatic 46RE Transmission DGW = TRANSMISSION - 4-SPD. AUTOMATIC,44RE DGO = ALL AUTOMATIC TRANSMISSIONS

Group - 22

Wheels, Covers and Jacks

Group - 22 Wheels, Covers and Jacks

Illustration Title

Group-Fig. No.

Wheels and Hardware

Wheels and Hardware .....

Wheel Covers and Center Caps

Wheel Covers and Caps.....

Jack Stowage

Jack and Storage.....

Spare Tire Stowage


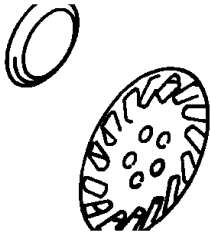
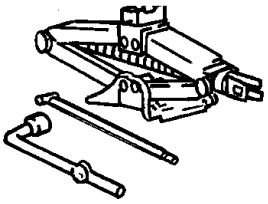

Wheel, Spare Inside Mounting .....

Fig. 22 - 130

Fig. 22 - 230

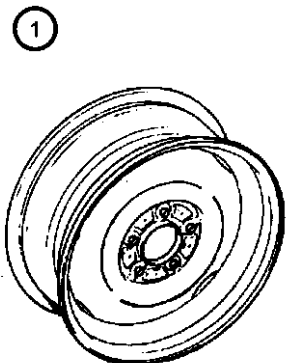
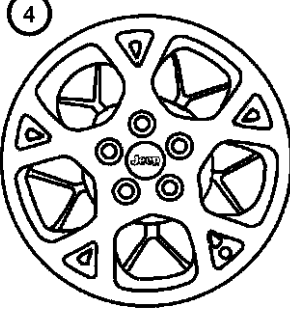
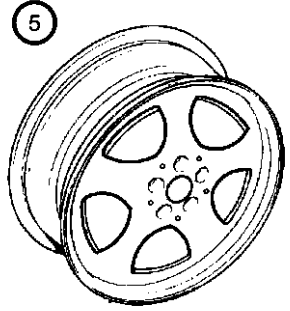


Fig. 22 - 330

Fig. 22 - 460

<div><div>022-100</div><div>Wheels and Hardware</div></div> <div></div>	<div><div>022-200</div><div>Wheel Covers and Center Caps</div></div> <div></div>	<div><div>022-300</div><div>Jack Stowage</div></div> <div></div>	<div><div>022-400</div><div>Spare Tire Stowage</div></div> <div></div>
--	---	--	---



Wheels and Hardware  
Figure 22-130

				ITEM	PART NUMBER	QTY	LINE	SERIES	BODY	ENGINE	TRANS	TRIM	DESCRIPTION
				1	52000019	1							WHEEL, Spare, 16x4.0 Compact Spare
				2	J4006956	20							NUT, Wheel, .50x20, w/Cap, Wheel Lug
				3	52088505	1							LABEL, Tire Pressure
				4									WHEEL, Aluminum
					04886094AA	4							16x7.0 Gold (WDM)
					5DV33TAE	4							16x7.0 Dark Silver (WDR)
					5EH52PAK	4							16x7.0 Silver (WDP)
					5FG56PAK	4							16x7.0 Aluminum (WDU)
					5FG56PAKAB	4							Stamped USA
													16x7.0 Aluminum (WDU)
													Stamped Italy
				5									WHEEL, Aluminum
					5FA15SS7	4							15x7.0 Dark Silver (WJ6)
					5FA15SYN	4							15x7.0 Gold (WJ6,WJZ)
					5FA15TAE	4							15x7.0 Charcoal (WJZ)
				-6	02073355	4							STEM, Wheel Valve, Valve 11/2"
													
													


GRAND CHEROKEE (ZJ)  
SERIES LINE  
L = LOWLINE T = JEEP - 2WD  
J = JEEP - 4WD

BODY  
74 = SPORT UTILITY 4-DR

ENGINE  
ELF = 5.2L V8 MPI Engine  
EML = 5.9L V8 MPI Engine  
ERH = 4.0L Power Tech I-6 Engine

TRANSMISSION  
DGK = 4-Spd. Automatic 42RE Transmission  
DGT = 4-Spd. Automatic 46RE Transmission  
DGW = TRANSMISSION - 4-SPD. AUTOMATIC, 44RE  
DGO = ALL AUTOMATIC TRANSMISSIONS

Wheel Covers and Caps  
Figure 22-230

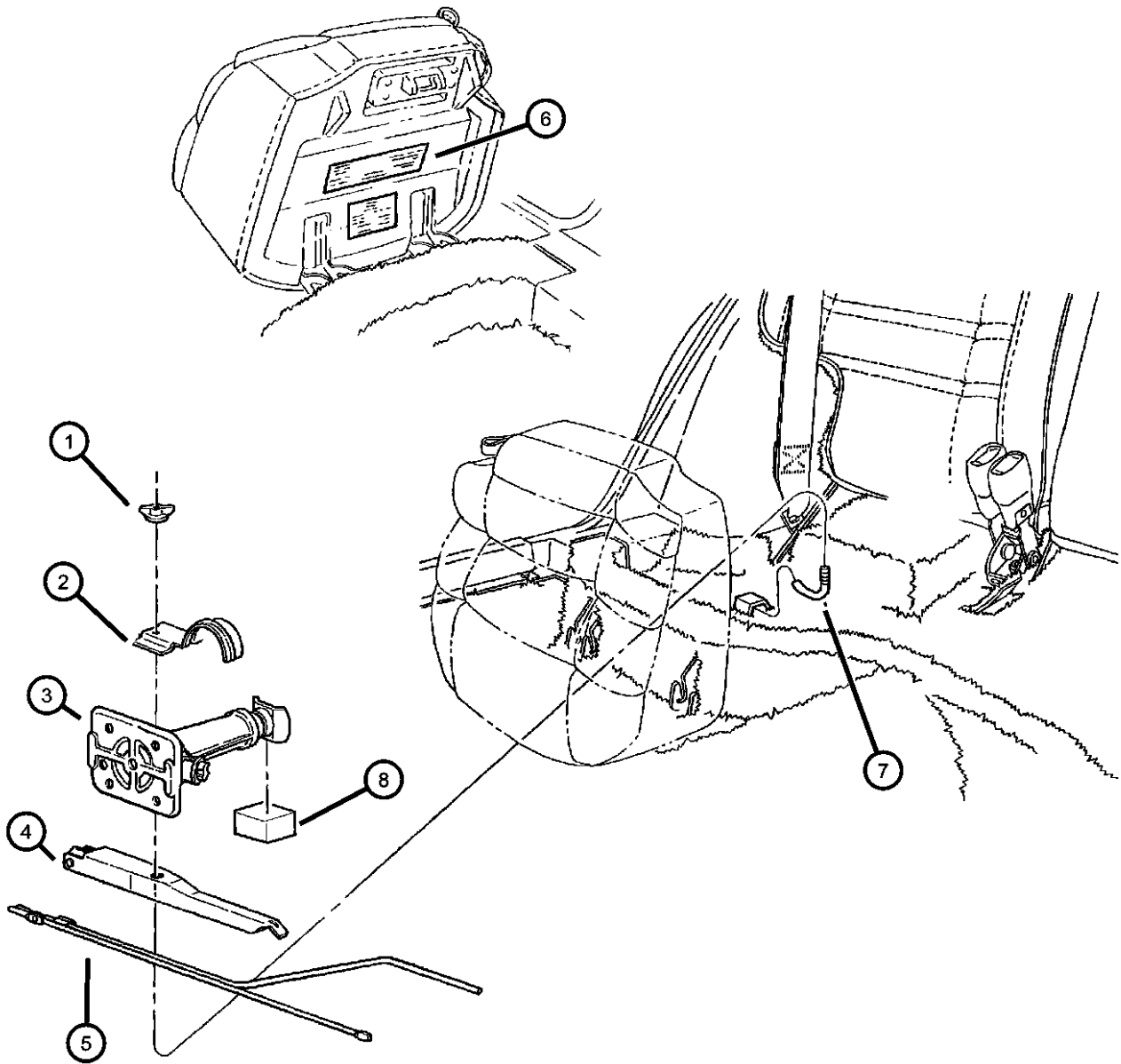


ITEM	PART NUMBER	QTY	LINE	SERIES	BODY	ENGINE	TRANS	TRIM	DESCRIPTION
1	52005732	4							CAP, Wheel Center (WJ6,WJZ)
	5DY07TAK	4							(WDU)
2	52089010AB	4							CAP, Wheel Center, Machine Finish Aluminum, (WDP)
-3	5CF97L3X	4							CAP, Wheel Center, Brushed Aluminum "Jeep" Name, (WDM,WDN,WDR)

GRAND CHEROKEE (ZJ)				
SERIES	LINE	BODY	ENGINE	TRANSMISSION
L = LOWLINE	T = JEEP - 2WD J = JEEP - 4WD	74 = SPORT UTILITY 4-DR	ELF = 5.2L V8 MPI Engine EML = 5.9L V8 MPI Engine ERH = 4.0L Power Tech I-6 Engine	DGK = 4-Spd. Automatic 42RE Transmission DGT = 4-Spd. Automatic 46RE Transmission DGW = TRANSMISSION - 4-SPD. AUTOMATIC,44RE DGO = ALL AUTOMATIC TRANSMISSIONS

Jack and Storage  
Figure 22-330

ITEM	PART NUMBER	QTY	LINE	SERIES	BODY	ENGINE	TRANS	TRIM	DESCRIPTION
1	34201676	1							WINGNUT, Jack and Tire Hold
2	52005581	1							Down, Jack Mtg. Wing
3	52088450	1							BRACKET, Jack, Jack Hold Down
4	52003583	1							JACK
5	52000221	1							WRENCH, Wheel Lug Nut, Wheel
6	52000221	1							Lug Nut
7	52005582	1							HANDLE, Jack, Jack Crank
8	52087666	1							LABEL, Jack And Tire Stowage, (NOT SERVICED)
									BOLT, Jack, Jack Hold Down
									PAD, Jacking, Jack Block Rubber

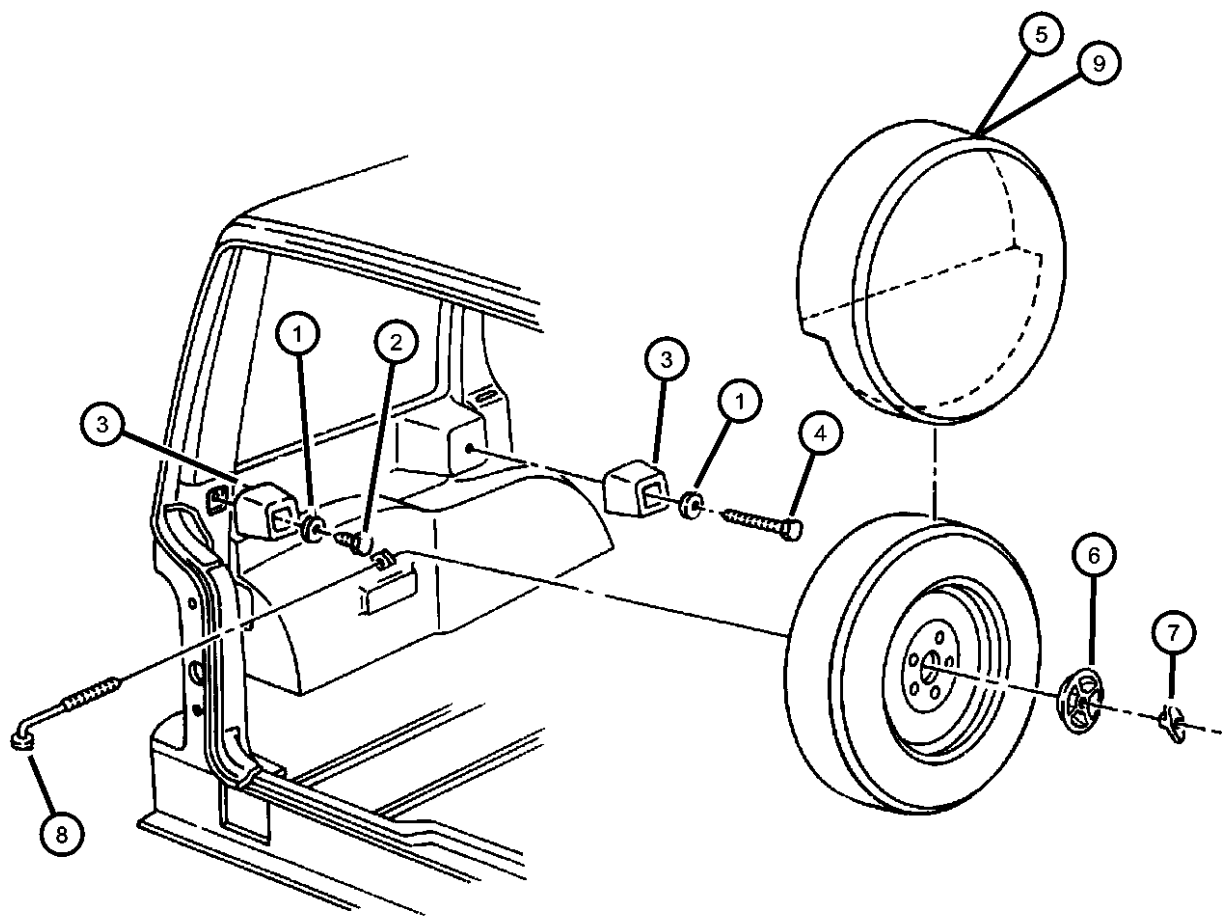


GRAND CHEROKEE (ZJ)

SERIES	LINE	BODY	ENGINE	TRANSMISSION
L = LOWLINE	T = JEEP - 2WD J = JEEP - 4WD	74 = SPORT UTILITY 4-DR	ELF = 5.2L V8 MPI Engine EML = 5.9L V8 MPI Engine ERH = 4.0L Power Tech I-6 Engine	DGK = 4-Spd. Automatic 42RE Transmission DGT = 4-Spd. Automatic 46RE Transmission DGW = TRANSMISSION - 4-SPD. AUTOMATIC, 44RE DGO = ALL AUTOMATIC TRANSMISSIONS

AR = use ase required - = Non illustrated part

Wheel, Spare Inside Mounting  
Figure 22-460



ITEM	PART NUMBER	QTY	LINE	SERIES	BODY	ENGINE	TRANS	TRIM	DESCRIPTION
1	06100876	2							WASHER, Flat, M6.82x17.00x1.75
2									SCREW, Hex Flange Head, .25-14x1.00
	06035017	2	J						
		2	T						
3	55027231	2							BUMPER, Spare Tire Impact, Full Size Tire
4	06504903AA	1							SCREW, Hex Flange Head, M6x1x90
5									COVER, Inside Spare Tire
	5EK90SAZ	1							Agate, (TBG) T155
	5EK90SC3	1							Mist Gray, (TBG) T155
	5EK90ST6	1							Spice Tan, (TBG) T155
	5EK91SAZ	1							Agate, (TM0) P215
	5EK91SC3	1							Mist Gray, (TM0) P215
	5EK91ST6	1							Spice Tan, (TM0) P215
	5EK92SAZ	1							Agate, (TRT,TRL) P225
	5EK92SC3	1							Mist Gray, (TRT,TRL) P225
	5EK92ST6	1							Spice Tan, (TRT,TRL) P225
	5EK93SAZ	1							Agate, (TY0) P245
	5EK93SC3	1							Mist Gray, (TY0) P245
	5EK93ST6	1							Spice Tan, (TY0) P245
6	52087669	1							CUP, Spare Tire Retention, Spare Tire Retention ***
7	06503070	1							WINGNUT, Jack and Tire Hold Down, Tire Secure Bolt Wing
8	52058965	1							J BOLT, Spare Tire Hold Down, Spare Tire
9	5FJ87LAZ	1							COVER, Spare Tire

GRAND CHEROKEE (ZJ)

SERIES LINE  
L = LOWLINE T = JEEP - 2WD  
J = JEEP - 4WD

BODY  
74 = SPORT UTILITY 4-DR

ENGINE  
ELF = 5.2L V8 MPI Engine  
EML = 5.9L V8 MPI Engine  
ERH = 4.0L Power Tech I-6 Engine

TRANSMISSION  
DGK = 4-Spd. Automatic 42RE Transmission  
DGT = 4-Spd. Automatic 46RE Transmission  
DGW = TRANSMISSION - 4-SPD. AUTOMATIC, 44RE  
DGO = ALL AUTOMATIC TRANSMISSIONS

AR = use ase required - = Non illustrated part

Group - 23D

Wiper/Lock Cylinder and Keys

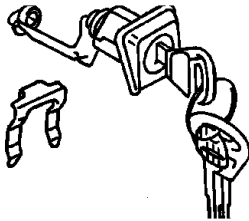
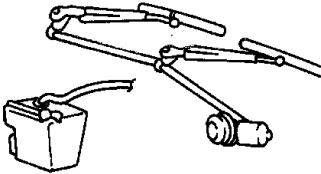
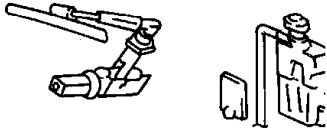
<div><div>23D-100</div><div>Lock Cylinders and Keys</div><div></div></div>	<div><div>23D-200</div><div>Windshield Wiper and Washer Systems</div><div></div></div>	<div><div>23D-300</div><div>Rear Wiper and Washer System</div><div></div></div>	
--	---	---	--

Illustration Title	Group-Fig. No.
<b>Lock Cylinders and Keys</b> Lock Cylinder and Keys.....	Fig. 23D - 105
<b>Windshield Wiper and Washer Systems</b> Windshield Wipers and Washers .....	Fig. 23D - 205
<b>Rear Wiper and Washer System</b> Rear Wipers and Washers .....	Fig. 23D - 305

Lock Cylinder and Keys  
Figure 23D-105

ITEM	PART NUMBER	QTY	LINE	SERIES	BODY	ENGINE	TRANS	TRIM	DESCRIPTION
------	----------------	-----	------	--------	------	--------	-------	------	-------------

NOTE: ALL CYLINDERS ARE UNCODED

1	04746316	2							KEY, Blank
2	55075488	2							KEY, Valet
3	05003845AA	1							CYLINDER, Ignition Lock
4	04864651	1							CYLINDER, Door Lock
5	55075824	1							LEVER, Door Lock Cylinder
6	55295864	2							GASKET, Door Lock Cylinder, Black
7	04778125	1							LOCK CYLINDER, Door/Liftgate
8	55075838	1							LEVER, Liftgate Lock Cylinder
9	55295864	2							GASKET, Door Lock Cylinder, Black
10									TRANSMITTER, Keyless Entry
	56008761	1							Driver 1 (stamped 1 on backside)
	56008762	1							Driver 2 (stamped 2 on backside)
11	83504802	1							BATTERY, Transmitter
12	83504802	1							CLIP, Door Lock, CLIP (Served in Key Cylinder Assembly), (NOT SERVICED)
13									RETAINER, Door Lock Cylinder
	55296030	1							Right
	55296031	1							Left
14	04874919	1							CYLINDER, Glove Box Lock
15	04778117	1							TUMBLER, Door and Deck Number 1, Wide
16	04778118	1							TUMBLER, Door and Deck Number 2, Wide
17	04778119	1							TUMBLER, Door and Deck Number 3, Wide
18	04778120	1							TUMBLER, Door and Deck Number 4, Wide
-19	05010879AA	1							TUMBLER, Ignition Number 1, Sidebar
-20	05010880AA	1							TUMBLER, Ignition Number 2, Sidebar
-21	05010881AA	1							TUMBLER, Ignition Number 3, Sidebar
-22	05010882AA	1							TUMBLER, Ignition Number 4, Sidebar

GRAND CHEROKEE (ZJ)

SERIES	LINE
L = LOWLINE	T = JEEP - 2WD J = JEEP - 4WD

BODY
74 = SPORT UTILITY 4-DR

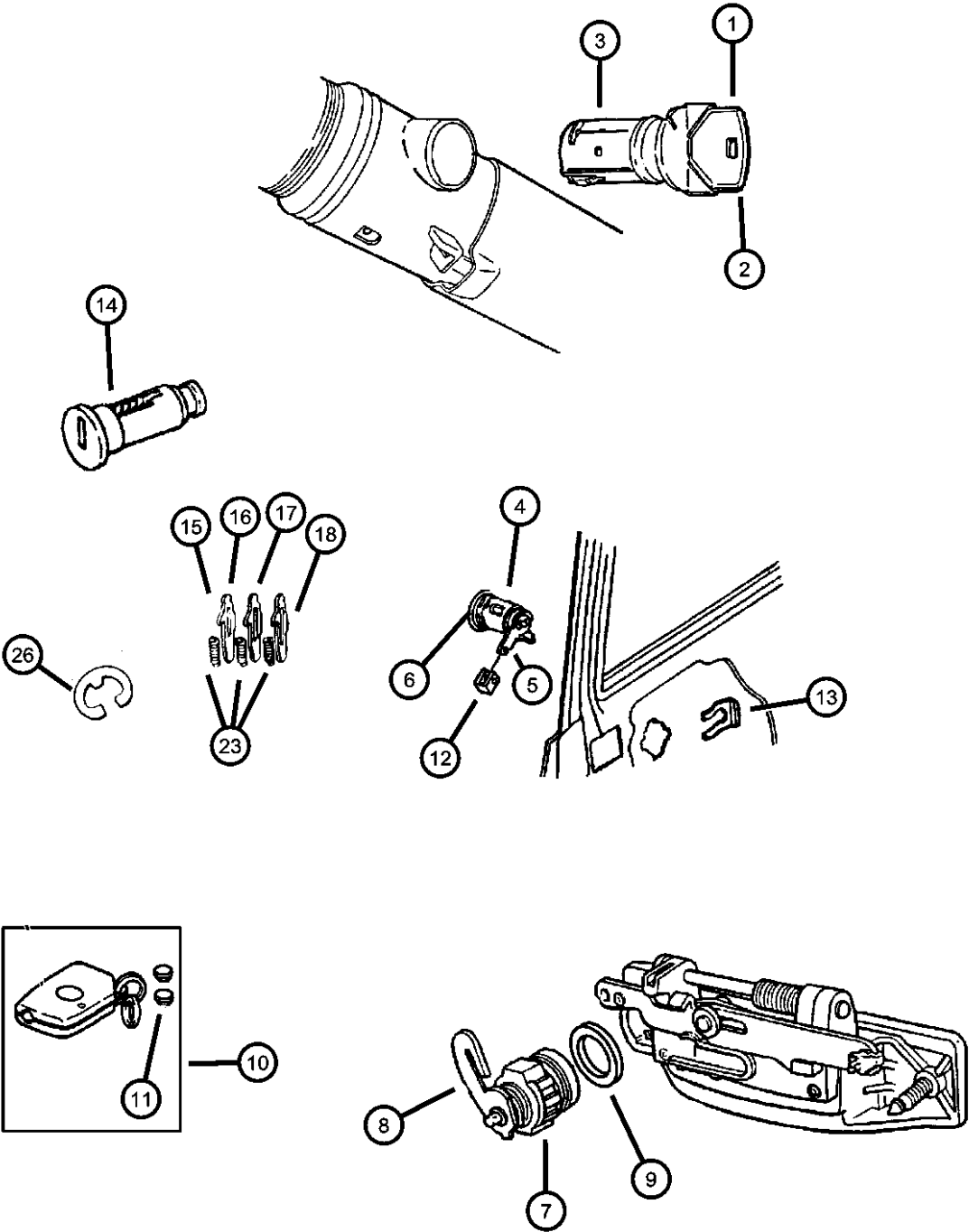
ENGINE
ELF = 5.2L V8 MPI Engine EML = 5.9L V8 MPI Engine ERH = 4.0L Power Tech I-6 Engine

TRANSMISSION
DGK = 4-Spd. Automatic 42RE Transmission DGT = 4-Spd. Automatic 46RE Transmission DGW = TRANSMISSION - 4-SPD. AUTOMATIC, 44RE DGO = ALL AUTOMATIC TRANSMISSIONS

AR = use ase required - = Non illustrated part

Lock Cylinder and Keys  
Figure 23D-105

ITEM	PART NUMBER	QTY	LINE	SERIES	BODY	ENGINE	TRANS	TRIM	DESCRIPTION
23	05010883AA	1							SPRING, Ignition Tumbler, Sidebar
-24	55076299	2							CAP, Door Lock Cylinder
-25	04480116	1							RETAINER, Lock Cylinder
26	06026125	1							CLIP, Retainer
-27									CLIP, Latch
	04658444	1							Purple
	04658445	1							Orange



GRAND CHEROKEE (ZJ)					
SERIES	LINE	BODY	ENGINE	TRANSMISSION	
L = LOWLINE	T = JEEP - 2WD J = JEEP - 4WD	74 = SPORT UTILITY 4-DR	ELF = 5.2L V8 MPI Engine EML = 5.9L V8 MPI Engine ERH = 4.0L Power Tech I-6 Engine	DGK = 4-Spd. Automatic 42RE Transmission DGT = 4-Spd. Automatic 46RE Transmission DGW = TRANSMISSION - 4-SPD. AUTOMATIC, 44RE DGO = ALL AUTOMATIC TRANSMISSIONS	

### Windshield Wipers and Washers

#### Figure 23D-205

ITEM	PART NUMBER	QTY	LINE	SERIES	BODY	ENGINE	TRANS	TRIM	DESCRIPTION
1	55155209	1							PIVOT AND LINKAGE, Wiper
2									RESERVOIR, Washer
	04798972	1							W/O Vehicle Monitor
	04798973	1							W/ Vehicle Monitor
3	04713733	1							PUMP PACKAGE, Washer, Windshield, Pump same for both front and rear washers
4	04713733	1							SCREW, .250-14x.875, (NOT SERVICED)
5	06100568	5							BOLT AND WASHER, Implement Attaching, Linkage Attaching
6	55154983AB	2							ARM, Wiper
7	56005186AB	2							BLADE, Wiper, W/Refill
	WBFLAT03AA								Mopar Alternative Flat Blade Set
	WBW00020AD								Mopar Alternative Winter Wiper Blades
	WB000020AE								Mopar V-Line Alternative Part
8	04798974	1							CAP, Washer Reservoir
9	55154690	1							HOSE, Windshield Washer
10	56005414	2							NOZZLE, Washer, Windshield
11	56005414	2							SCREW, .250-14x.875, (NOT SERVICED)
12	04874839	1							MOTOR, Wiper
	R4874839								Mopar Remanufactured Part
13	55154979	1							SENSOR, Washer Fluid Level
14	04798779	1							GROMMET, Windshield Washer Pump
15	56000593	2							NUT, Washer Pump Filter
16	56000594	2							WASHER, Wiper Reservoir Sensor
17	56000592	2							SEAL, Washer Pump Filter
18	55154980	1							GASKET, Washer Reservoir Cap
19	J3210891	1							TEE, Washer Hose
20	04334799	1							CONNECTOR, Washer Hose, In Line, Hose, (3/16)
21	04334799	1							CONNECTOR, Washer Hose, In Line

**GRAND CHEROKEE (ZJ)**

SERIES                      LINE  
L = LOWLINE            T = JEEP - 2WD  
                                 J = JEEP - 4WD

BODY  
74 = SPORT UTILITY 4-DR

ENGINE  
 ELF = 5.2L V8 MPI Engine  
 EML = 5.9L V8 MPI Engine  
 ERH = 4.0L Power Tech I-6  
 Engine

TRANSMISSION  
DGK = 4-Spd. Automatic 42RE  
Transmission  
DGT = 4-Spd. Automatic 46RE  
Transmission  
DGW = TRANSMISSION - 4-SPD.  
AUTOMATIC, 44RE  
DGO = ALL AUTOMATIC  
TRANSMISSIONS

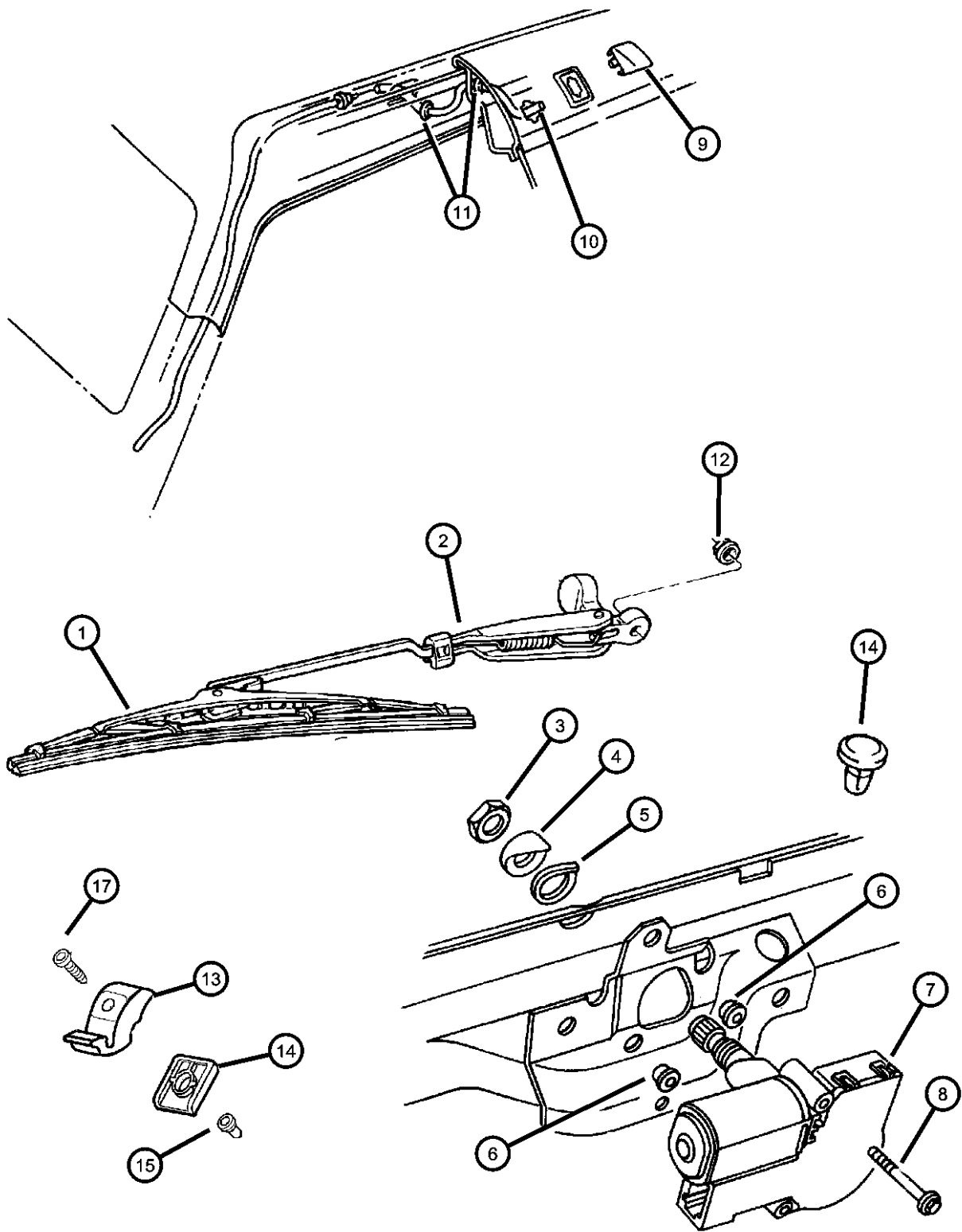
AR = use ase required    - = Non illustrated part

1998 ZJ

**<< RETURN TO GROUP INDEX**



Rear Wipers and Washers  
Figure 23D-305



ITEM	PART NUMBER	QTY	LINE	SERIES	BODY	ENGINE	TRANS	TRIM	DESCRIPTION
1	55155454	1							BLADE, Wiper, W/Refill -- No refill serviced
	WBRW0011AB								Mopar V-Line Alternative Part
	WB000012AE								Mopar V-Line Alternative Part
2	55154966AB	1							ARM, Wiper
3	06502263	1							NUT, Hex, M20x1.00
4	56005200	1							BEZEL, Liftgate Wiper Motor, Motor Mounting
5	56005201	1							GASKET, Rear Wiper Motor, Motor Mounting
6	06503056	2							NUT, Round, M6 x 1.00
7	55155040AB	1							MOTOR, Wiper
	R5155040								Mopar Remanufactured Part
8	06502727	AR							SCREW, Hex Flange Head, M6x1x 60
9	55154987	1							NOZZLE, Washer, Windshield, W/Seal
10	56005793	1							TUBE, Washer
11	55154622	2							GROMMET, Washer Tube
12	06500165	1							NUT, Wiper Arm
13	55154957	1							RAMP, Wiper Park
14	55154971	1							GASKET, Wiper Park Ramp
15	06504363	1							NUT/RIVET, Round, M6.00 x 1.00 x 15.00
-16	55155024	1							CHECK VALVE, Washer
17	06503077	1							SCREW, M6x1x25
-18	05014217AA	1							COVER, Rear Wiper Motor

GRAND CHEROKEE (ZJ)									
SERIES	LINE								
L = LOWLINE	T = JEEP - 2WD J = JEEP - 4WD								
		BODY		ENGINE		TRANSMISSION			
		74 = SPORT UTILITY 4-DR		ELF = 5.2L V8 MPI Engine EML = 5.9L V8 MPI Engine ERH = 4.0L Power Tech I-6 Engine		DGK = 4-Spd. Automatic 42RE Transmission DGT = 4-Spd. Automatic 46RE Transmission DGW = TRANSMISSION - 4-SPD. AUTOMATIC, 44RE DGO = ALL AUTOMATIC TRANSMISSIONS			

# Group - 24

## Air Conditioning & Heater

### Group - 24 Air Conditioning & Heater

Illustration Title

Group-Fig. No.

#### Air Conditioner and Heater Units

Air Conditioning Unit .....	Fig. 24 - 160
Air Conditionig Unit with ATC.....	Fig. 24 - 170

#### Air Conditioner and Heater Plumbing

Hoses, Heater 4.0L Engine.....	Fig. 24 - 240
Hoses, Heater 5.2L and 5.9L Engines.....	Fig. 24 - 245
Accumulator, Condensor and Lines 4.0L Engine .....	Fig. 24 - 250
Accumulator, Condensor and Lines 5.2L and 5.9L Engines .....	Fig. 24 - 255

#### Air Conditioner and Heater Controls

Control, Heater .....	Fig. 24 - 320
Control, Air Conditioning.....	Fig. 24 - 330

#### Air Conditioning Compressor

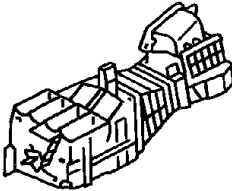
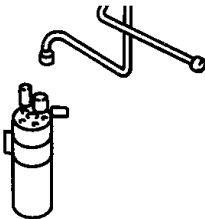
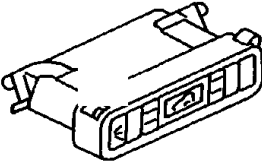
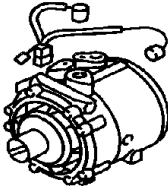

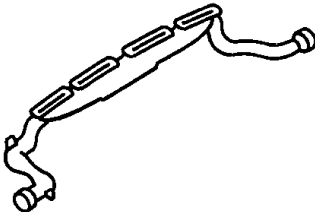
Compressor, Air Conditioning .....	Fig. 24 - 420
------------------------------------	---------------

#### Air Conditioning Compressor Mounting

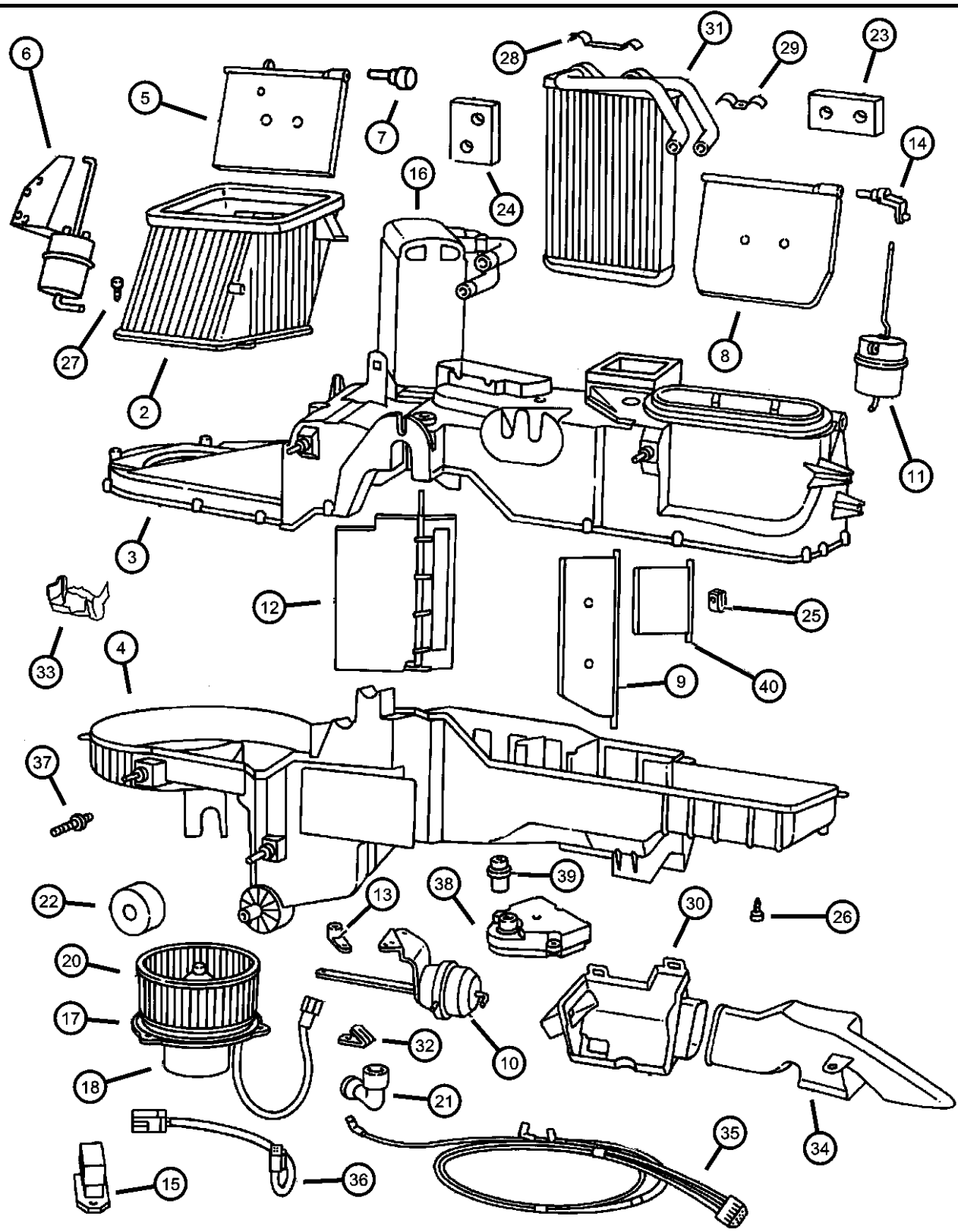
Compressor Mounting .....	Fig. 24 - 520
---------------------------	---------------

#### Air Ducts and Outlets

Air Ducts and Outlets .....	Fig. 24 - 610
-----------------------------	---------------

<div><div>024-100</div><div>Air Conditioner and Heater Units</div><div></div></div>	<div><div>024-200</div><div>Air Conditioner and Heater Plumbing</div><div></div></div>	<div><div>024-300</div><div>Air Conditioner and Heater Controls</div><div></div></div>	<div><div>024-400</div><div>Air Conditioning Compressor</div><div></div></div>
<div><div>024-500</div><div>Air Conditioning Compressor Mounting</div><div></div></div>	<div><div>024-600</div><div>Air Ducts and Outlets</div><div></div></div>		

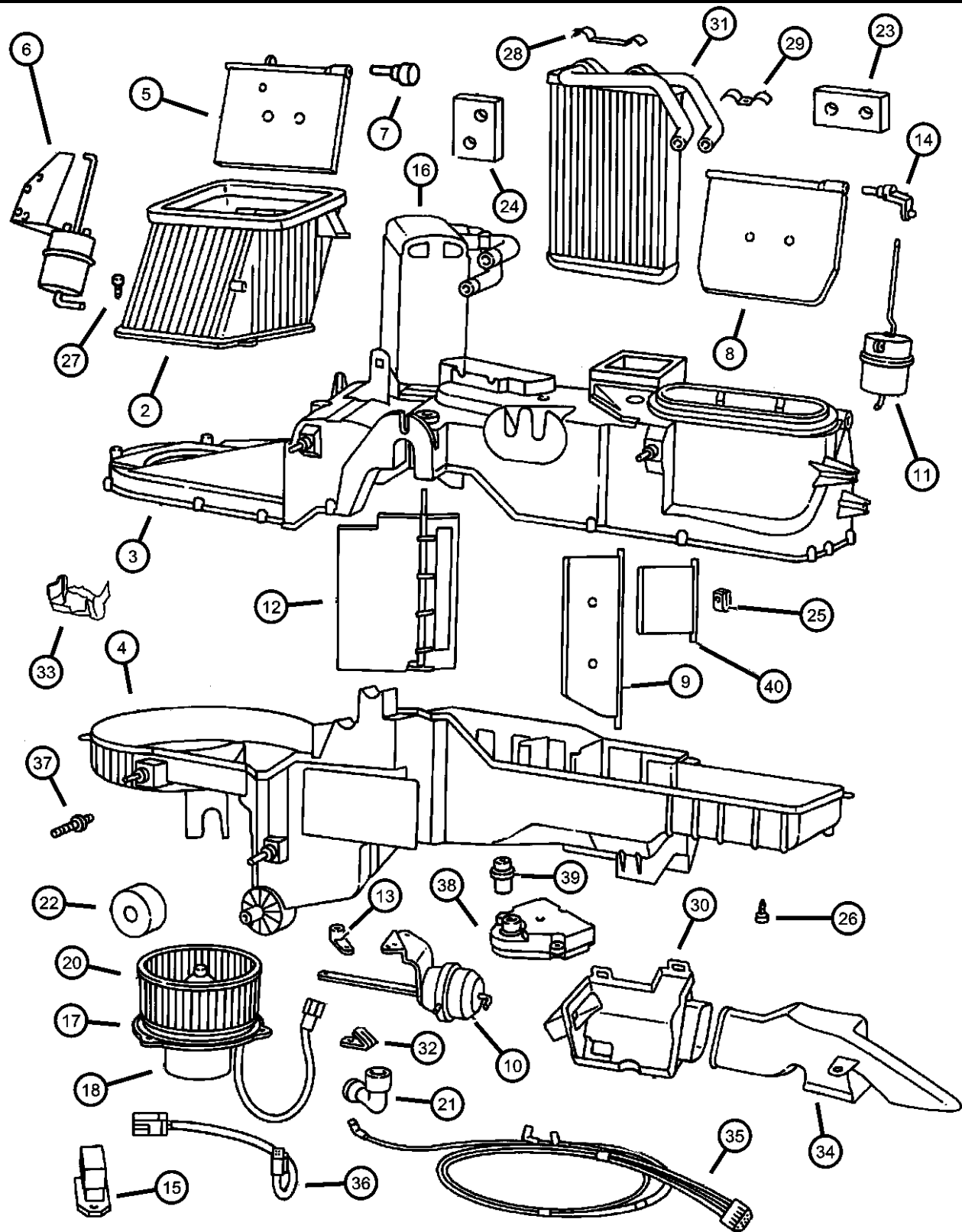
Air Conditioning Unit  
Figure 24-160



ITEM	PART NUMBER	QTY	LINE	SERIES	BODY	ENGINE	TRANS	TRIM	DESCRIPTION
-1	55116000	1							LABEL, Refrigerant, Refrigerant Charge
2	04886383AA	1							HOUSING, Air Recirculating
3	04778422	1							HOUSING, A/C Upper, Upper
4	04778424	1							HOUSING, A/C Lower, Lower
5	04720026	1							DOOR, Fresh Air, Fresh Air
6	04886070AA	1							ACTUATOR, Fresh Air Door, Fresh Air Door
7	04720029	1							CLIP, Fresh Air Door
8	04720023	1							DOOR, Vent
9	04778420	1							DOOR, Floor Defroster Duct
10	04778426	1							ACTUATOR, Heater, Floor Duct
11	04720279	1							ACTUATOR, Heater, Vent/Defrost
12	04746211	1							DOOR, A/C Temperature
13	04720347	1							LEVER, A/C Floor Door Duct, Floor Duct Door
14	04720348	1							LEVER, A/C Vent Defrost Door, Vent/Defrost Door
15	04720278	1							RESISTOR, Blower Motor, Blower Motor
16	05012534AA	1							EVAPORATOR PACKAGE, Air Conditioning
17	04720039	1							SEAL, Blower Motor
18	04778417	1							MOTOR, Blower
-19	04720007	1							SCREW, Blower Motor
20	04720009	1							BLOWER
21	05210066	1							TUBE, A/C Motor Cooling
22	04720037	1							SEAL, Evaporator Drain
23	04720033	1							SEAL, Heater Tubes
24	04720034	1							SEAL, Evaporator Tubes
25	04720045	1							U-NUT, Implement Mounting
26	04720533	1							SCREW, Heater Housing
27	04720534	1							SCREW, Pan Head
28	04720555	1							CLAMP, Heater Core
29	04720028	1							CLIP, Heater Core
30	04720010	1							DUCT, A/C And Heater

GRAND CHEROKEE (ZJ)		BODY		ENGINE		TRANSMISSION	
SERIES	LINE						
L = LOWLINE	T = JEEP - 2WD J = JEEP - 4WD	74 = SPORT UTILITY 4-DR		ELF = 5.2L V8 MPI Engine EML = 5.9L V8 MPI Engine ERH = 4.0L Power Tech I-6 Engine		DGK = 4-Spd. Automatic 42RE Transmission DGT = 4-Spd. Automatic 46RE Transmission DGW = TRANSMISSION - 4-SPD. AUTOMATIC, 44RE DGO = ALL AUTOMATIC TRANSMISSIONS	

Air Conditioning Unit  
Figure 24-160

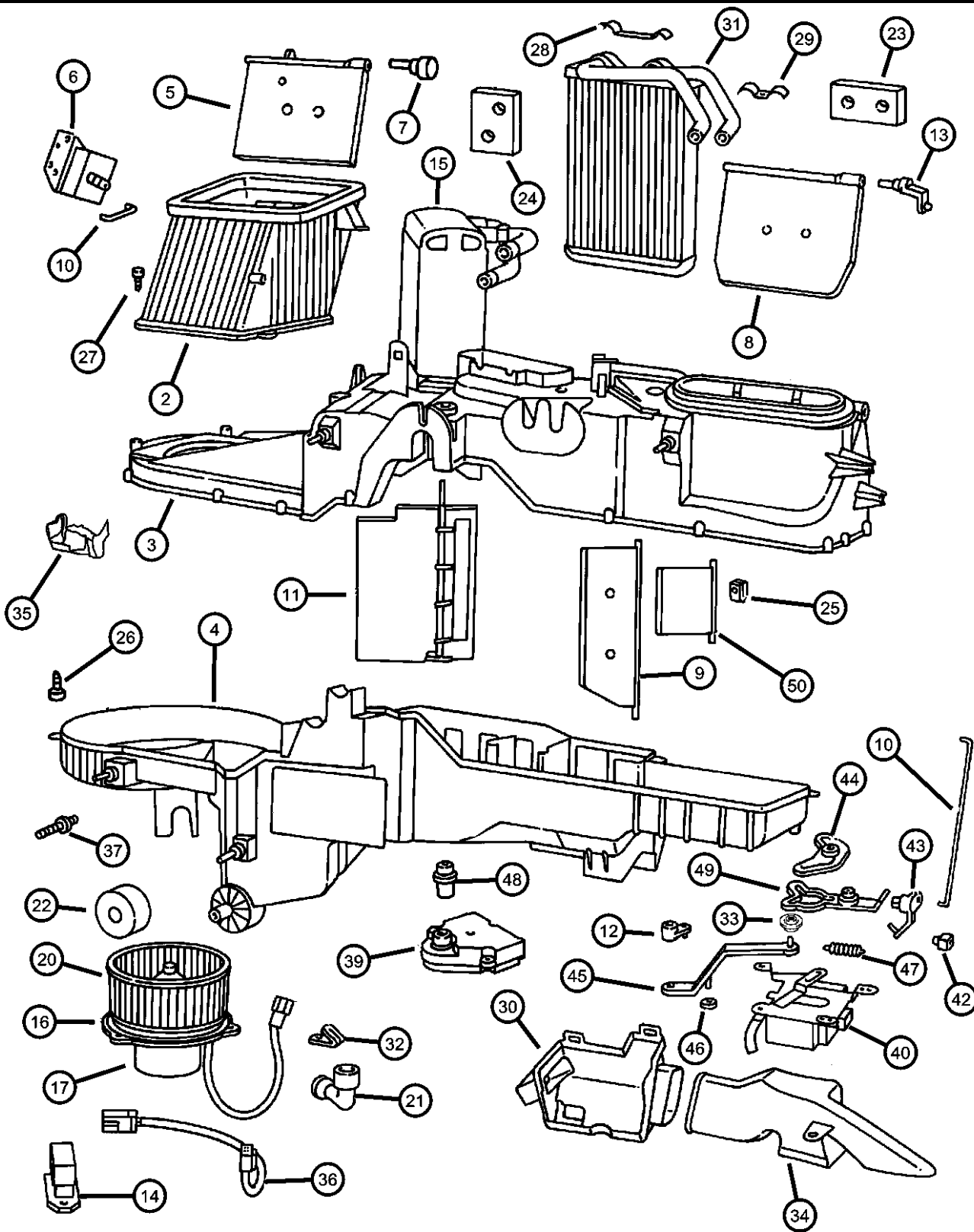


ITEM	PART NUMBER	QTY	LINE	SERIES	BODY	ENGINE	TRANS	TRIM	DESCRIPTION
31	04720008	1							CORE, Heater
32	04720028	1							CLIP, Heater Core
33	04778415	1							INSULATOR, Air Conditioning
34	04720560	1							DUCT, Air Outlet
35	04720350	1							HARNESS, A/C And Heater Vacuum, Vacuum
36	04883172	1							WIRING, Heater and A/C, Wiring
37	04720032	1							STUD, A/C Heater Housing
38	04720015	1							SERVO, A/C Temperature Door
39	04720014	1							LEVER, Mode Door
40	04778421	4							DOOR, Floor Defroster Duct

GRAND CHEROKEE (ZJ)									
SERIES	LINE			BODY			ENGINE		
L = LOWLINE	T = JEEP - 2WD J = JEEP - 4WD			74 = SPORT UTILITY 4-DR			ELF = 5.2L V8 MPI Engine EML = 5.9L V8 MPI Engine ERH = 4.0L Power Tech I-6 Engine		
								TRANSMISSION	
								DGK = 4-Spd. Automatic 42RE Transmission	
								DGT = 4-Spd. Automatic 46RE Transmission	
								DGW = TRANSMISSION - 4-SPD. AUTOMATIC, 44RE	
								DGO = ALL AUTOMATIC TRANSMISSIONS	

AR = use ase required - = Non illustrated part

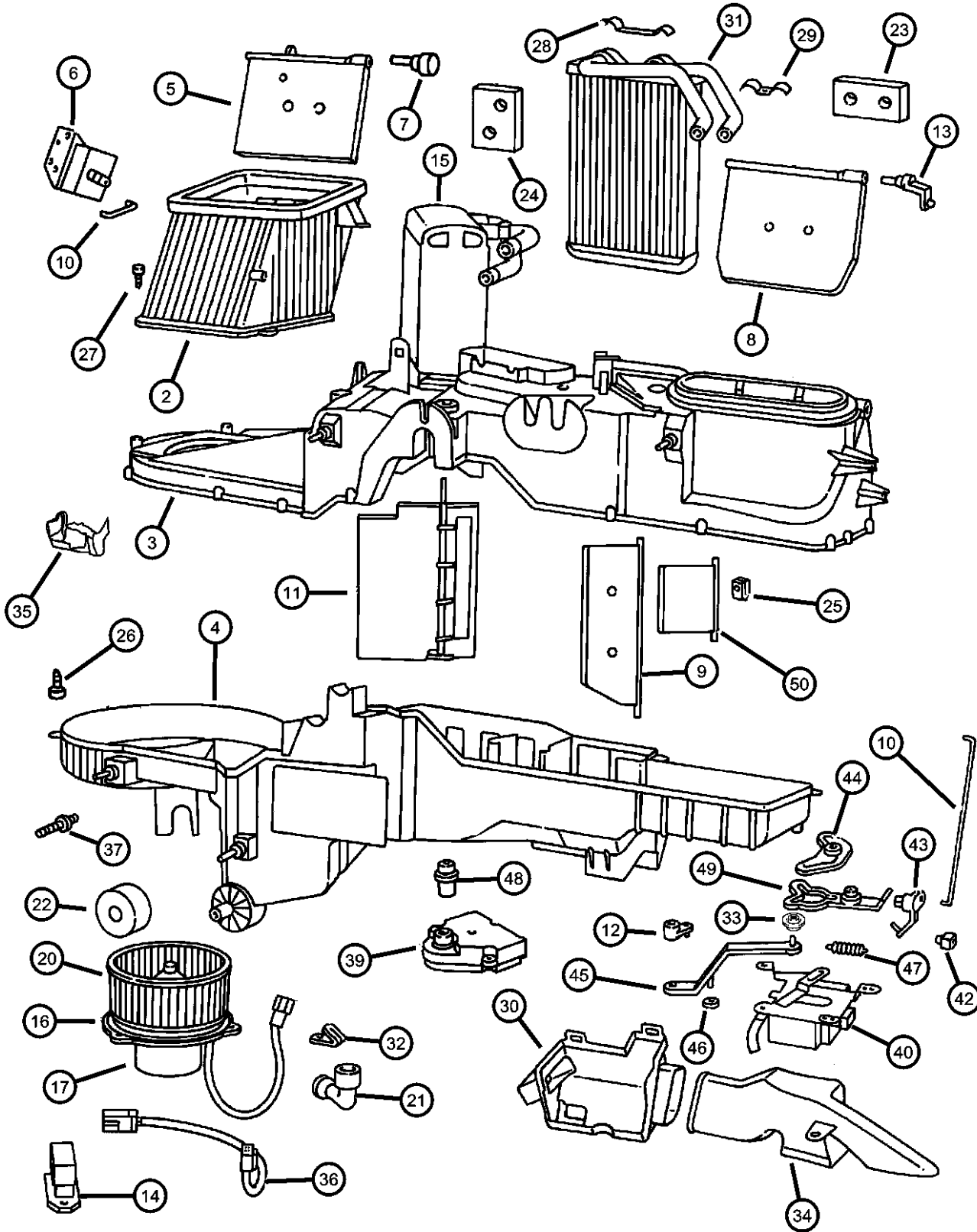
Air Conditioning Unit with ATC  
Figure 24-170



ITEM	PART NUMBER	QTY	LINE	SERIES	BODY	ENGINE	TRANS	TRIM	DESCRIPTION
-1	55116000	1							LABEL, Refrigerant
2	04886383AA	1							HOUSING, Air Recirculating
3	04882169	1							HOUSING, A/C Upper
4	04778423	1							HOUSING, A/C Lower
5	04720024	1							DOOR, Fresh Air
6	04720563	1							ACTUATOR, Heater Door
7	04720029	1							CLIP, Fresh Air Door
8	04720023	1							DOOR, Vent
9	04778420	1							DOOR, Floor Defroster Duct
10	04720571	1							SHAFT, A/C and Heater Door
11	04746211	1							DOOR, A/C Temperature
12	04746211	1							LEVER, Order Item # 41, (NOT SERVICED)
13	04720570	1							LEVER, A/C Heater Door
14	04883692AA	1							RESISTOR, Blower Motor
15	04882168	1							EVAPORATOR, Air Conditioning
16	04720039	1							SEAL, Blower Motor
17	04778417	1							MOTOR, Blower
-18	04720007	1							SCREW, Blower Motor
-19	04720007	1							CLAMP, Blower Motor Wheel, 02837680, (NOT SERVICED)
20	04720009	1							BLOWER
21	05210066	1							TUBE, A/C Motor Cooling
22	04720037	1							SEAL, Evaporator Drain
23	04720033	1							SEAL, Heater Tubes
24	04720034	1							SEAL, Evaporator Tubes
25	04720045	1							U-NUT, Implement Mounting
26	04720533	1							SCREW, Heater Housing
27	04720534	1							SCREW, Pan Head
28	04720555	1							CLAMP, Heater Core
29	04720028	1							CLIP, Heater Core
30	04720010	1							DUCT, A/C And Heater
31	04720008	1							CORE, Heater
32	04720028	1							CLIP, Heater Core

GRAND CHEROKEE (ZJ)		BODY		ENGINE		TRANSMISSION	
SERIES	LINE						
L = LOWLINE	T = JEEP - 2WD J = JEEP - 4WD	74 = SPORT UTILITY 4-DR		ELF = 5.2L V8 MPI Engine EML = 5.9L V8 MPI Engine ERH = 4.0L Power Tech I-6 Engine		DGK = 4-Spd. Automatic 42RE Transmission DGT = 4-Spd. Automatic 46RE Transmission DGW = TRANSMISSION - 4-SPD. AUTOMATIC, 44RE DGO = ALL AUTOMATIC TRANSMISSIONS	

Air Conditioning Unit with ATC  
Figure 24-170

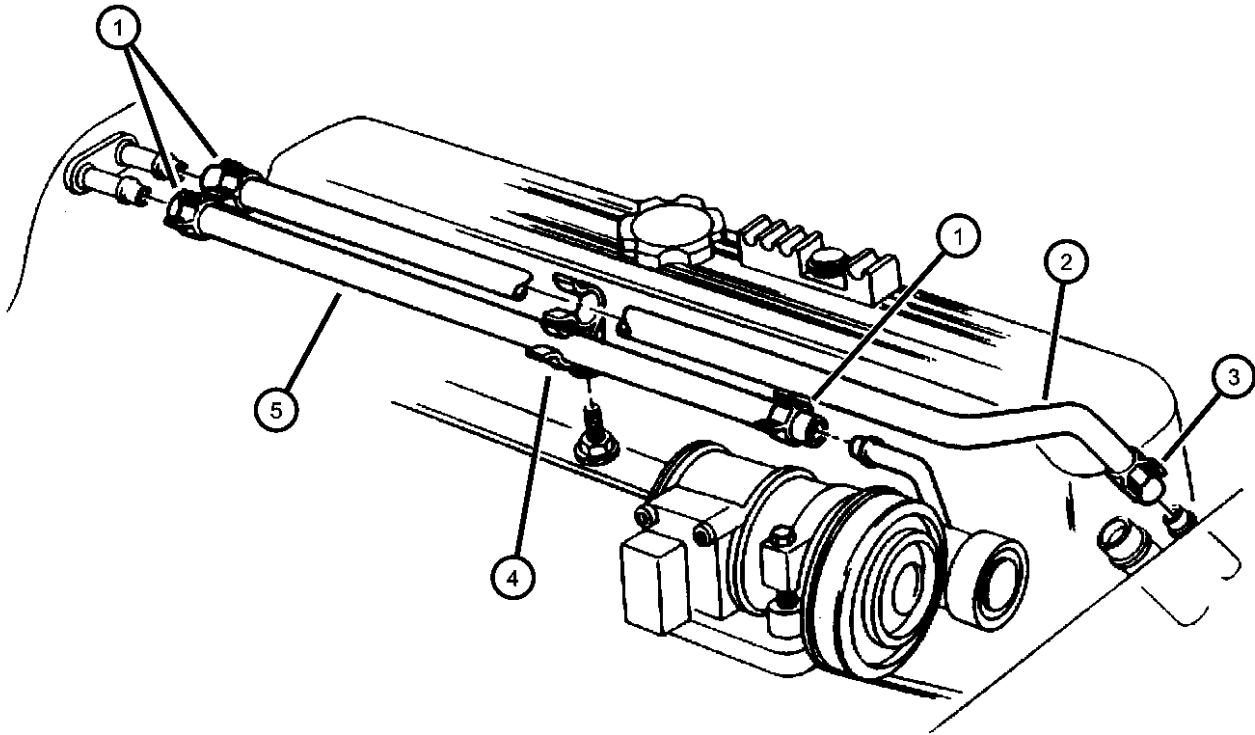


ITEM	PART NUMBER	QTY	LINE	SERIES	BODY	ENGINE	TRANS	TRIM	DESCRIPTION
33	04720558	1							BUSHING, Air Condition and Heater
34	04720560	1							DUCT, Air Outlet
35	04778415	1							INSULATOR, Air Conditioning
36	04883693AA	1							WIRING, Heater and A/C
37	04720032	1							STUD, A/C Heater Housing
-38	04746573	1							SEAL, Blower Motor
39	04647039	1							SERVO, A/C Temperature Door
40	04720569	1							ACTUATOR, Heater
-41	04720558	1							BUSHING, Air Condition and Heater
42	04720576	1							CLIP, A/C Heater Housing
43	04720572	1							LEVER, Defroster Door
44	04720559	1							ACTUATOR, Heater
45	04886136AA	1							LEVER, Defroster Door
46	04746882	1							WASHER, Mode Door
47	04746883	1							SPRING, Mode Door
48	04720014	1							LEVER, Mode Door
49	04762086	1							FACE PLATE, Heater And A/C Control
50	04778421	1							DOOR, Floor Defroster Duct

GRAND CHEROKEE (ZJ)		BODY		ENGINE	TRANSMISSION
SERIES	LINE				
L = LOWLINE	T = JEEP - 2WD J = JEEP - 4WD	74 = SPORT UTILITY 4-DR		ELF = 5.2L V8 MPI Engine EML = 5.9L V8 MPI Engine ERH = 4.0L Power Tech I-6 Engine	DGK = 4-Spd. Automatic 42RE Transmission DGT = 4-Spd. Automatic 46RE Transmission DGW = TRANSMISSION - 4-SPD. AUTOMATIC, 44RE DGO = ALL AUTOMATIC TRANSMISSIONS

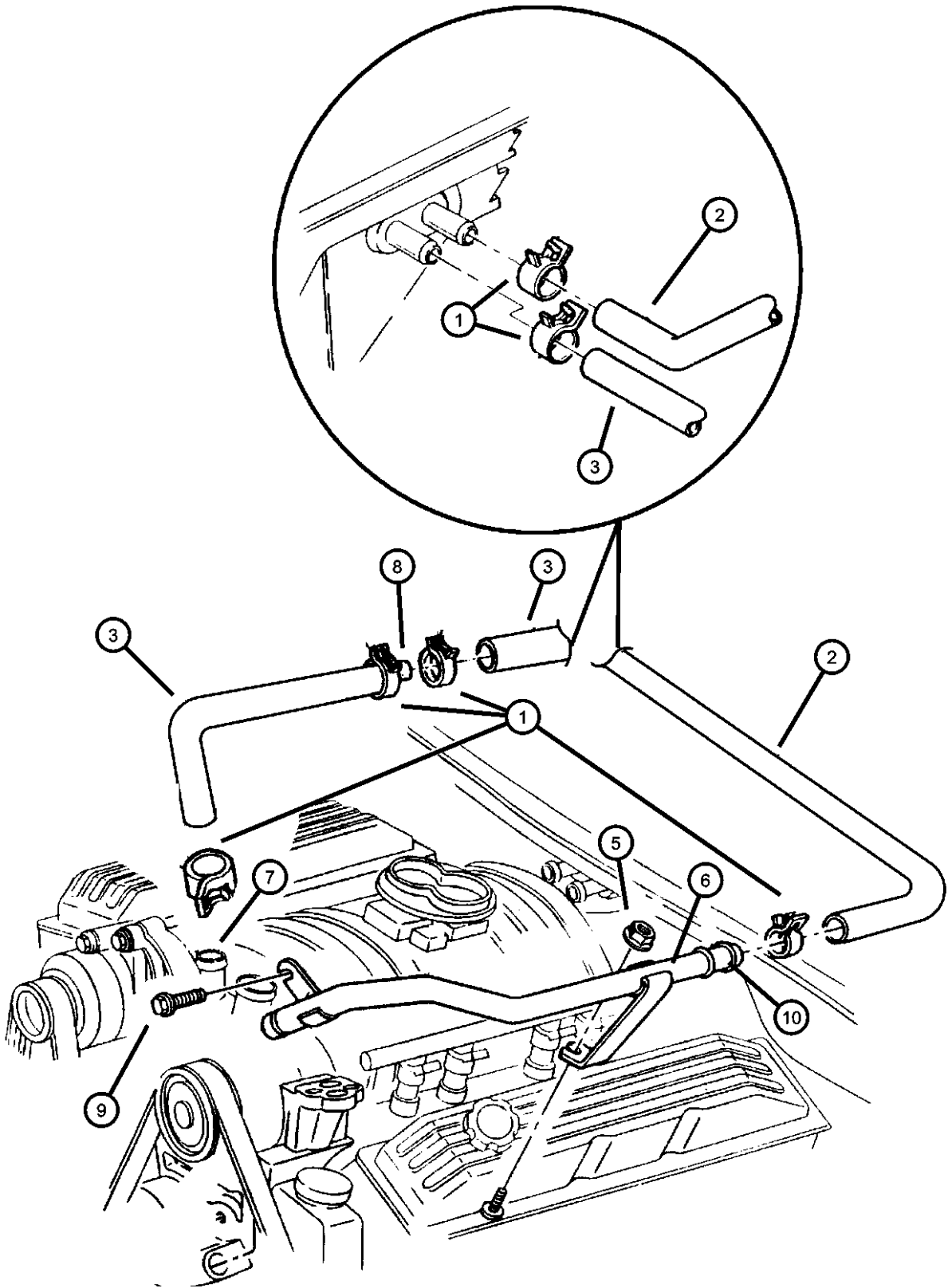
Hoses, Heater 4.0L Engine  
Figure 24-240

ITEM	PART NUMBER	QTY	LINE	SERIES	BODY	ENGINE	TRANS	TRIM	DESCRIPTION
1	06502017	2				ER0			CLAMP, Heater Hose
2	55036490	1				ER0			HOSE, Heater Supply, Supply
3	06502018	1				ER0			CLAMP, Hose, M28.9 x 1.60
4	55035933	1				ER0			BRACKET, Hose, Hose Retaining
5	55036475	1				ER0			HOSE, Heater Return, Return



GRAND CHEROKEE (ZJ)				
SERIES	LINE	BODY	ENGINE	TRANSMISSION
L = LOWLINE	T = JEEP - 2WD J = JEEP - 4WD	74 = SPORT UTILITY 4-DR	ELF = 5.2L V8 MPI Engine EML = 5.9L V8 MPI Engine ERH = 4.0L Power Tech I-6 Engine	DGK = 4-Spd. Automatic 42RE Transmission DGT = 4-Spd. Automatic 46RE Transmission DGW = TRANSMISSION - 4-SPD. AUTOMATIC, 44RE DGO = ALL AUTOMATIC TRANSMISSIONS

Hoses, Heater 5.2L and 5.9L Engines  
Figure 24-245

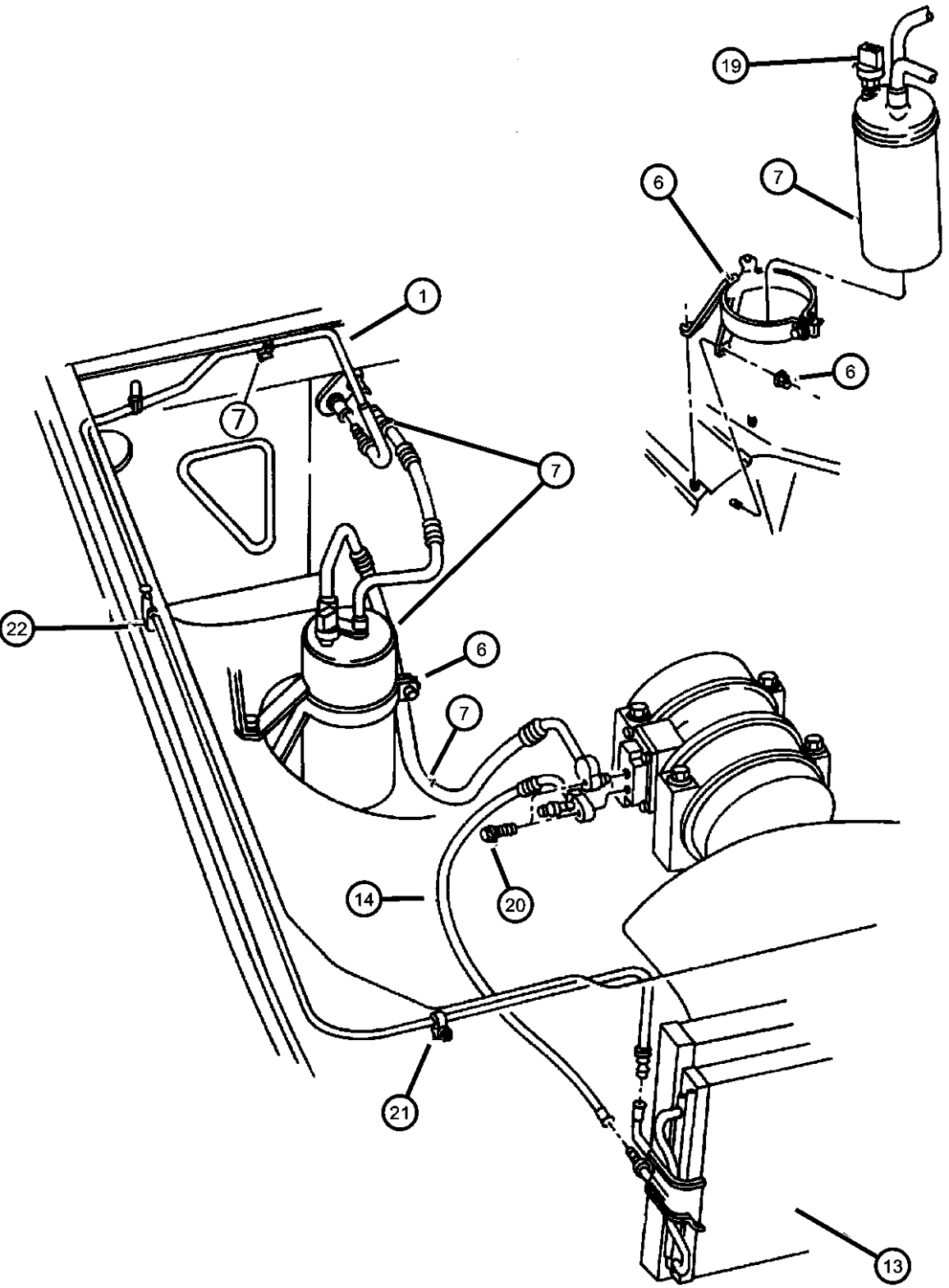


ITEM	PART NUMBER	QTY	LINE	SERIES	BODY	ENGINE	TRANS	TRIM	DESCRIPTION
1	06502017	2				EL0, EM0			CLAMP, Heater Hose
2	55036477	1				EL0, EM0			HOSE, Heater, Heater Return
3	55036476	1				EL0, EM0			HOSE, Heater Supply
4	04637938	1				EL0, EM0			SLEEVE, Heater Hose, Braided
5	06033560	1				EL0, EM0			NUT AND WASHER, Hex Nut-Coned Washer, .25-20
6	55036895	1				EL0, EM0			TUBE, Heater Return
7	55035944	1				EL0, EM0			NIPPLE, Heater Inlet, Return
8	04361121	1				EL0, EM0			HOSE, Heater, Insert
9	55036492	1				EL0, EM0			HOSE, Heater Supply
10	04746864	1				EL0, EM0			O RING, Tube Assy, Heater Return

<b>GRAND CHEROKEE (ZJ)</b>									
SERIES	LINE			BODY		ENGINE		TRANSMISSION	
L = LOWLINE	T = JEEP - 2WD J = JEEP - 4WD			74 = SPORT UTILITY 4-DR		ELF = 5.2L V8 MPI Engine EML = 5.9L V8 MPI Engine ERH = 4.0L Power Tech I-6 Engine		DGK = 4-Spd. Automatic 42RE Transmission DGT = 4-Spd. Automatic 46RE Transmission DGW = TRANSMISSION - 4-SPD. AUTOMATIC, 44RE DGO = ALL AUTOMATIC TRANSMISSIONS	



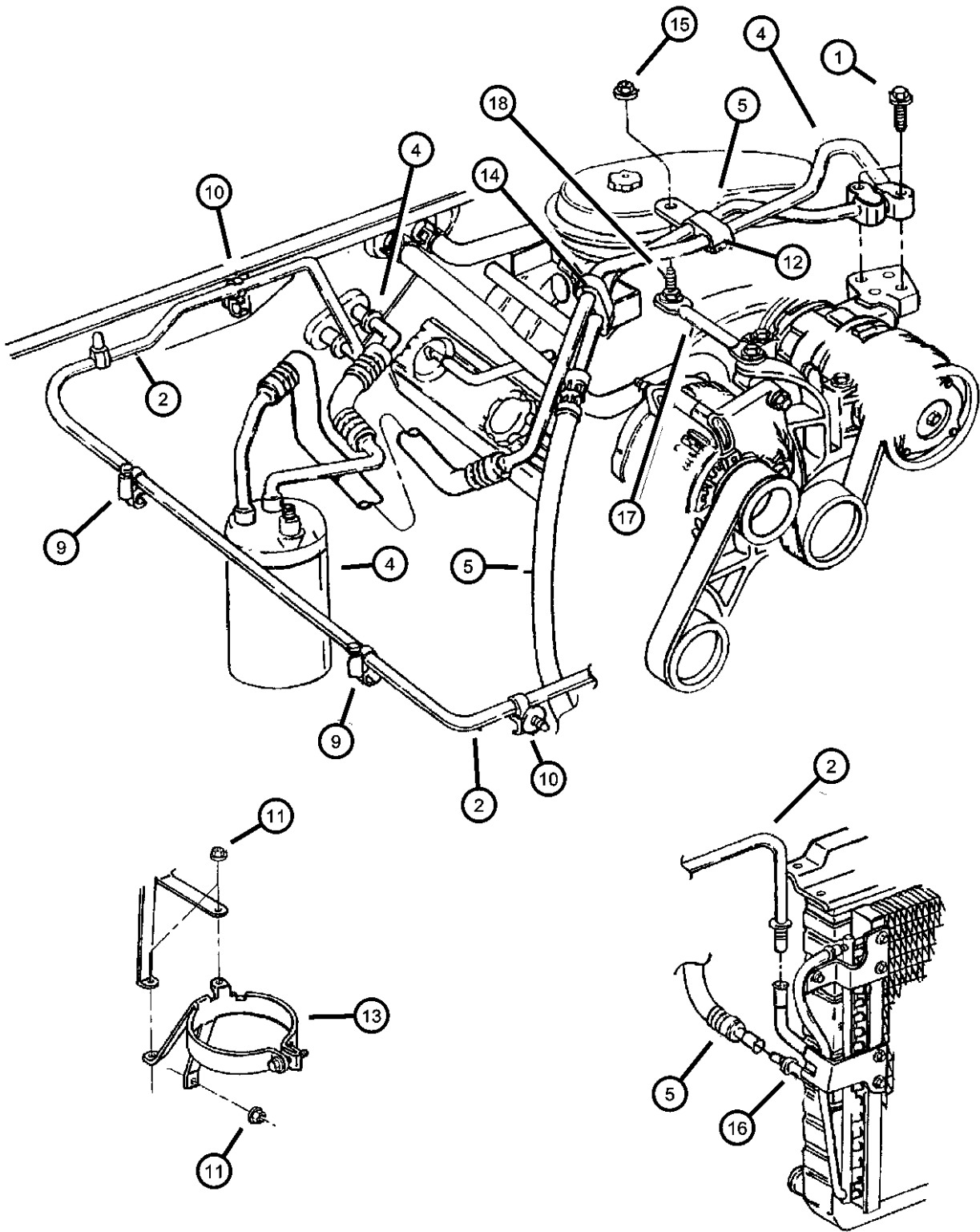
Accumulator, Condensor and Lines 4.0L Engine  
Figure 24-250



ITEM	PART NUMBER	QTY	LINE	SERIES	BODY	ENGINE	TRANS	TRIM	DESCRIPTION
1	55116115	1				EL0, ER0			LINE, A/C Liquid
-2	55035972	1				EL0, ER0			CAP, A/C Check Valve
-3	04796977	1				EL0, ER0			VALVE, A/C Discharge Line Check
-4	05010890AA	4				EL0, ER0			O RING, A/C Liquid Line
-5	04728856	1				EL0, ER0			SPRING, Quick Disconnect
6	55115828	1							BRACKET, A/C Filter Drier, Accum. Assembly
7	55116191	1				ER0			ACCUMULATOR, Suction Line
-8	04728705	1				ER0			O RING, Low Pressure Cutout Switc
-9	04897613AA	1				ER0			SWITCH, A/C Cycling
-10	05012981AA	1				ER0			O RING, A/C Suction Line, Compressor End
-11	04740401	2				ER0			O RING, A/C Suction Line
-12	04740401	2							VALVE CORE, Service Port, (NOT SERVICED)
13	55036473	1				ER0			CONDENSER, Air Conditioning
14	55116194	1				ER0			LINE, A/C Discharge
15	05011346AA	1	J, T		74	ER0			VALVE CORE, Service Port
-16	05080519AA	1	J, T		74	ER0			O RING, A/C LineValve
-17	05080520AA	1	J, T		74	ER0			O RING, A/C Line, Discharge Line to Compressor
18	05066690AA	1	J, T		74	ER0			CAP, A/C Line Check Valve
-19									CLIP, A/C Quick Disconnect
	04596152	3							Discharge
	04596153	1							Suction
20	04596153	1							SWITCH, A/C High Pressure Cut Off, 04773190, (NOT SERVICED),
21	04596153	1							SCREW, (NOT SERVICED)
22	55035758	2							RETAINER, A/C Supply Line
23	55036495	2							RETAINER, A/C Supply Line

GRAND CHEROKEE (ZJ)		BODY		ENGINE	TRANSMISSION
SERIES	LINE				
L = LOWLINE	T = JEEP - 2WD J = JEEP - 4WD	74 = SPORT UTILITY 4-DR		ELF = 5.2L V8 MPI Engine EML = 5.9L V8 MPI Engine ERH = 4.0L Power Tech I-6 Engine	DGK = 4-Spd. Automatic 42RE Transmission DGT = 4-Spd. Automatic 46RE Transmission DGW = TRANSMISSION - 4-SPD. AUTOMATIC, 44RE DGO = ALL AUTOMATIC TRANSMISSIONS

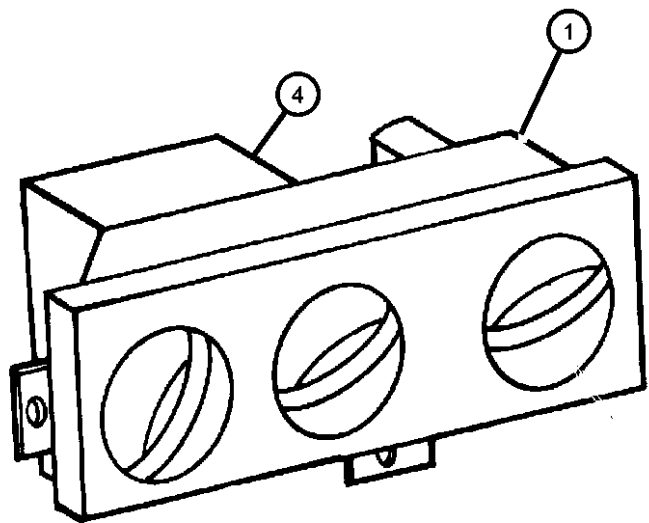
Accumulator, Condenser and Lines 5.2L and 5.9L Engines  
Figure 24-255



ITEM	PART NUMBER	QTY	LINE	SERIES	BODY	ENGINE	TRANS	TRIM	DESCRIPTION
1	55036495	2							SCREW, (NOT SERVICED)
2									LINE, A/C Liquid
	55116115	1				EL0, ER0			
	56022141AC	1				EM0			
-3	05010890AA	4				EL0, ER0			O RING, A/C Liquid Line
4	55116192	1				EL0, EM0			ACCUMULATOR, Suction Line
5									LINE, A/C Discharge
	55116195	1				EL0			
	56022288AA	1				EM0			
-6	04741705	2				EM0			O RING, A/C and Heater
-7	04596152	3							CLIP, A/C Quick Disconnect, Quick Disconnect, Discharge Line
-8	04596153	1							CLIP, A/C Quick Disconnect, Quick Disconnect, Suction Line
9	55035758	2							RETAINER, A/C Supply Line, Liquid Line Mounting
10	55036495	2							RETAINER, A/C Supply Line
11	06100515	4				EL0, EM0			NUT, Hex Flange Lock, M5
12	55035784	1				EL0, EM0			CLIP, Tube
13	55115828	1							BRACKET, A/C Filter Drier, Accumulator
14	55035945	1				EL0, EM0			CLIP, Hose To Manifold, Hose to Manifold
15	55035945	1							NUT, (NOT SERVICED)
16									CONDENSER, Air Conditioning
	55036473	1				EL0			
	55115864	1				EM0			
17	53008746	1				EL0, EM0			BRACE, Alternator
18	06034438	1				EL0, EM0			STUD, .312-18/.375-16x1.750
-19	04897613AA	1				EL0, EM0			SWITCH, A/C Cycling

GRAND CHEROKEE (ZJ)		BODY		ENGINE	TRANSMISSION
SERIES	LINE				
L = LOWLINE	T = JEEP - 2WD J = JEEP - 4WD	74 = SPORT UTILITY 4-DR		ELF = 5.2L V8 MPI Engine EML = 5.9L V8 MPI Engine ERH = 4.0L Power Tech I-6 Engine	DGK = 4-Spd. Automatic 42RE Transmission DGT = 4-Spd. Automatic 46RE Transmission DGW = TRANSMISSION - 4-SPD. AUTOMATIC, 44RE DGO = ALL AUTOMATIC TRANSMISSIONS

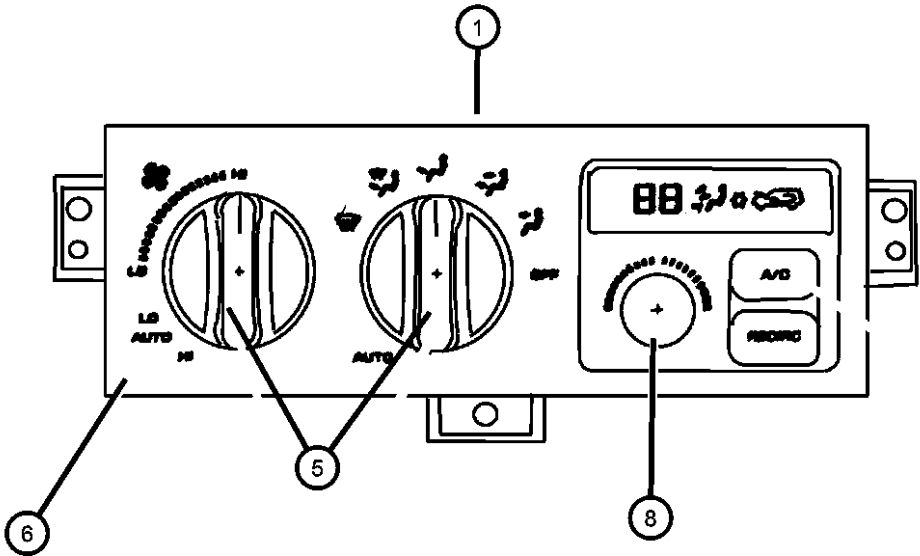
Control, Heater  
Figure 24-320



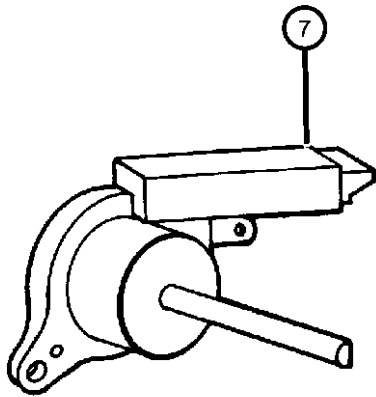
ITEM	PART NUMBER	QTY	LINE	SERIES	BODY	ENGINE	TRANS	TRIM	DESCRIPTION
1	55115842	1							CONTROL, Auto Temp Control
-2	55115790	1				ER0			HARNESS, Speed Control Vacuum
-3	05013121AA	1							KNOB, A/C And Heater Control - Rotary
4	55036876	1				EL0, EM0			HARNESS, A/C And Heater Vacuum

GRAND CHEROKEE (ZJ)				
SERIES	LINE	BODY	ENGINE	TRANSMISSION
L = LOWLINE	T = JEEP - 2WD J = JEEP - 4WD	74 = SPORT UTILITY 4-DR	ELF = 5.2L V8 MPI Engine EML = 5.9L V8 MPI Engine ERH = 4.0L Power Tech I-6 Engine	DGK = 4-Spd. Automatic 42RE Transmission DGT = 4-Spd. Automatic 46RE Transmission DGW = TRANSMISSION - 4-SPD. AUTOMATIC, 44RE DGO = ALL AUTOMATIC TRANSMISSIONS

Control, Air Conditioning  
Figure 24-330



ITEM	PART NUMBER	QTY	LINE	SERIES	BODY	ENGINE	TRANS	TRIM	DESCRIPTION
1	55115842	1							CONTROL, Auto Temp Control Without ATC
	55116065	1							
-2	55036393	1							SENSOR, Auto Temp. Control, Ambient
-3	55036394	1							HOSE, Aspirator, Aspirator
-4	55036396	1							SUPPORT, Auto Temperature Control, Control
5	05013120AA	2							KNOB, ATC Control, Serviced in Control Unit
6	05013120AA	2							FACEPLATE, A/C Control, Serviced in Control Unit, (NOT SERVICED)
7	05013120AA	2							VALVE, A/C pressure Transducer, Rotary Vacuum, Serviced in Control Unit, (NOT SERVICED)
8	04883337	1							KNOB, ATC Control, Serviced in Control Unit
-9	05013122AA	1							HARNES, A/C And Heater Vacuum



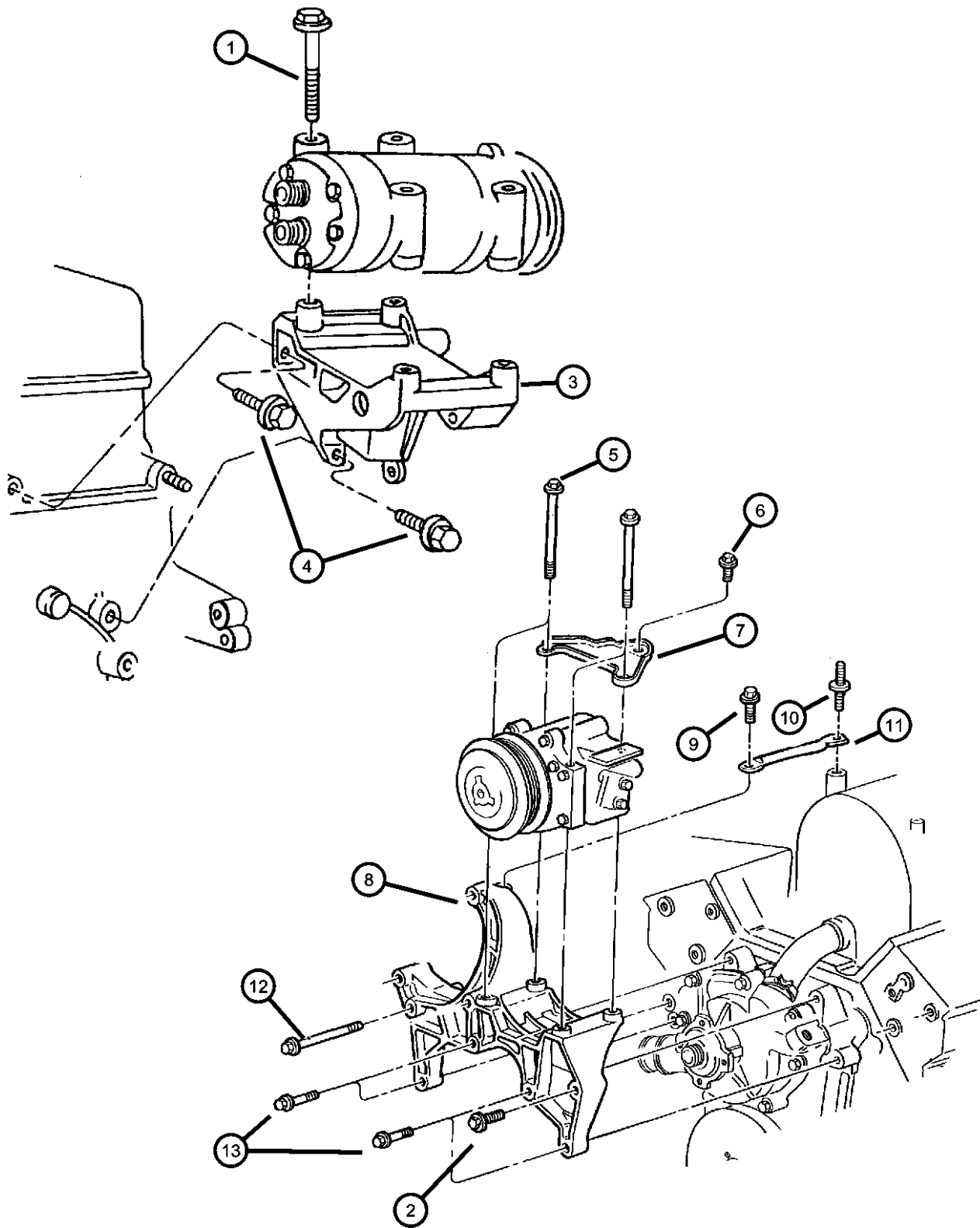
GRAND CHEROKEE (ZJ)							
SERIES	LINE	BODY	ENGINE	TRANS	TRIM	DESCRIPTION	
L = LOWLINE	T = JEEP - 2WD J = JEEP - 4WD	74 = SPORT UTILITY 4-DR	ELF = 5.2L V8 MPI Engine EML = 5.9L V8 MPI Engine ERH = 4.0L Power Tech I-6 Engine	DGK = 4-Spd. Automatic 42RE Transmission DGT = 4-Spd. Automatic 46RE Transmission DGW = TRANSMISSION - 4-SPD. AUTOMATIC, 44RE DGO = ALL AUTOMATIC TRANSMISSIONS			

Compressor, Air Conditioning  
Figure 24-420

ITEM	PART NUMBER	QTY	LINE	SERIES	BODY	ENGINE	TRANS	TRIM	DESCRIPTION
1									COMPRESSOR, Air Conditioning
	55116188	1				EL0, EM0			
	55116190	1				ER0			
2									MANIFOLD, Compressor
	04740682	1				EL0, EM0			
	04761702	1				ER0			
-3									SEAL, Manifold To Compressor
	04728854	1				ER0			
		1				EL0, EM0			
4									PULLEY HUB KIT, A/C Compressor
	04720834	1				ER0			
	04740683	1				EL0, EM0			
5									COIL, Air Conditioning Clutch
	05003681AA	1				EL0, EM0			
		1				ER0			
6									CLUTCH, A/C Compressor, Shim Kit
	04720835	1				EL0, EM0			
		1				ER0			
-7									SNAP RING KIT, A/C Clutch
	05264454	1				EL0, EM0			
		1				ER0			
8									VALVE, High Pressure Relief
	04720848	1				EL0, EM0			
		1				ER0			
-9									O RING, Air Conditioning Compressor, 04740685
	04740685	1				EL0, EM0			
		1				ER0			

GRAND CHEROKEE (ZJ)				
SERIES	LINE	BODY	ENGINE	TRANSMISSION
L = LOWLINE	T = JEEP - 2WD J = JEEP - 4WD	74 = SPORT UTILITY 4-DR	ELF = 5.2L V8 MPI Engine EML = 5.9L V8 MPI Engine ERH = 4.0L Power Tech I-6 Engine	DGK = 4-Spd. Automatic 42RE Transmission DGT = 4-Spd. Automatic 46RE Transmission DGW = TRANSMISSION - 4-SPD. AUTOMATIC, 44RE DGO = ALL AUTOMATIC TRANSMISSIONS

Compressor Mounting  
Figure 24-520

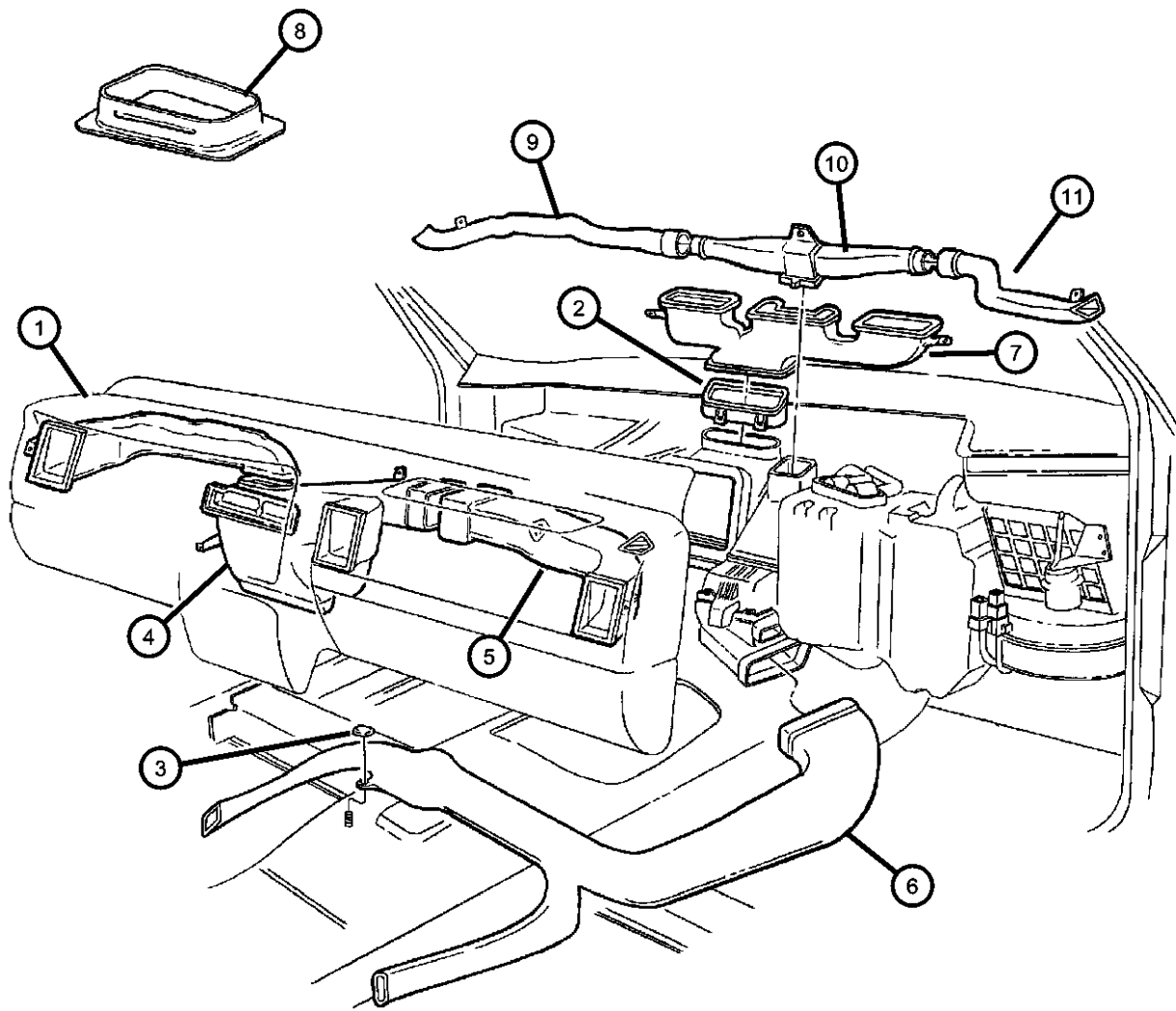


ITEM	PART NUMBER	QTY	LINE	SERIES	BODY	ENGINE	TRANS	TRIM	DESCRIPTION
1		1							BOLT, M8 x 1.25-1, (NOT SERVICED)
2	06034246	1				EL0, EM0			BOLT, Hex Head, .375-16x.75
3									BRACKET, Alternator And Compressor
	53008614	1				EL0, EM0			
	53010224	1				ER0			
4	06025063	2				ER0			SCREW AND WASHER, .375-16x1.125
5	06034789	4				EL0, EM0			SCREW AND WASHER, Hex Head Coned Lock Washe, .312-18x3.75
6	06034789	4							SCREW, (NOT SERVICED)
7	53010252	1				EL0, EM0			BRACE, A/C Compressor
8	53008614	1				EL0, EM0			BRACKET, Alternator And Compressor
9	53008614	1							SCREW, (NOT SERVICED)
10	06034438	1				EL0, EM0			STUD, .312-18/.375-16x1.750
11	53008746	1				EL0, EM0			BRACE, Alternator
12	06034247	1				EL0, EM0			BOLT, Hex Head, .375-16x.25
13	06034247	1							SCREW, (NOT SERVICED)

GRAND CHEROKEE (ZJ)				
SERIES	LINE	BODY	ENGINE	TRANSMISSION
L = LOWLINE	T = JEEP - 2WD J = JEEP - 4WD	74 = SPORT UTILITY 4-DR	ELF = 5.2L V8 MPI Engine EML = 5.9L V8 MPI Engine ERH = 4.0L Power Tech I-6 Engine	DGK = 4-Spd. Automatic 42RE Transmission DGT = 4-Spd. Automatic 46RE Transmission DGW = TRANSMISSION - 4-SPD. AUTOMATIC, 44RE DGO = ALL AUTOMATIC TRANSMISSIONS

AR = use ase required - = Non illustrated part

Air Ducts and Outlets  
Figure 24-610



ITEM	PART NUMBER	QTY	LINE	SERIES	BODY	ENGINE	TRANS	TRIM	DESCRIPTION
1	55115233	1							DUCT, Air Outlet, Left, Left Air Outlet
2	04732061	1							ADAPTER, Defroster Duct, Defroster Duct
3	06504721	1							NUT, Push-On Spring, 3, Push
4	55115231	1							DUCT, Instrument Panel, A/C Center
5	55115232	1							DUCT, Air Outlet, Right Air Outlet
6	55116239AC	1							DUCT, Rear Floor Heat
7	55115761AB	1							DUCT, Defroster, Defroster
8	55036517	1							BAFFLE, Air Intake, Inlet
9	55115235	1							DUCT, Side Window, Left Side Window Defroster
10	55115329	1							OUTLET, Demister, Center Side Window Defroster
11	55115234	1							DUCT, Side Window, Inlet
-12	06032723	4							SCREW, Self Tapping, M4.2x1.69x19.05

GRAND CHEROKEE (ZJ)				
SERIES	LINE	BODY	ENGINE	TRANSMISSION
L = LOWLINE	T = JEEP - 2WD J = JEEP - 4WD	74 = SPORT UTILITY 4-DR	ELF = 5.2L V8 MPI Engine EML = 5.9L V8 MPI Engine ERH = 4.0L Power Tech I-6 Engine	DGK = 4-Spd. Automatic 42RE Transmission DGT = 4-Spd. Automatic 46RE Transmission DGW = TRANSMISSION - 4-SPD. AUTOMATIC, 44RE DGO = ALL AUTOMATIC TRANSMISSIONS

AR = use ase required - = Non illustrated part

# Group - 25

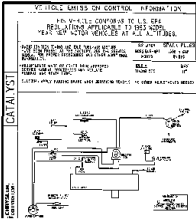
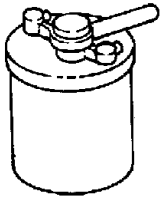
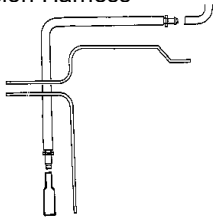
## Emission Systems

### Group - 25 Emission Systems

Illustration Title

Group-Fig. No.

<b>Emission Labels</b>	
Emission Labels .....	Fig. 25 - 130
<b>Vacuum Canister</b>	
Vacuum Canister .....	Fig. 25 - 350
<b>Emission Harness</b>	
Emission Control Vacuum Harness .....	Fig. 25 - 450
Emission Control Vacuum Harness .....	Fig. 25 - 460

<div><div>025-100</div><div>Emission Labels</div><div></div></div>	<div><div>025-300</div><div>Vacuum Canister</div><div></div></div>	<div><div>025-400</div><div>Emission Harness</div><div></div></div>	
---	---	---	--



Emission Labels  
Figure 25-130

ITEM	PART NUMBER	QTY	LINE	SERIES	BODY	ENGINE	TRANS	TRIM	DESCRIPTION
------	-------------	-----	------	--------	------	--------	-------	------	-------------

NOTE: NAA=Federal NAE=California DHP=Select-Trac DHR=Quadra-Trac

1

LABEL, Emission

53013805AA	1					ERH			California
53013807AA	1	T				ERH			Federal, Z1A
	1	J				ERH			Federal, Z1A, w/Selec-Trac
53013808AA	1	J				ERH			Federal, Z6A, w/Quadra-Trac
53013809AA	1	T				ERH			Canada, Z1A
	1	J				ERH			Canada, Z1A, w/Selec-Trac
53013810AA	1	J				ERH			Canada, Z6A, w/Quadra-Trac
53031811AA	1					ELF			California
53031812AA	1	J				ELF			Federal, Z1B
53031813AA	1	T				ELF			Federal, Z6B, w/Quadra-Trac
53031814AA	1	J				ELF			Canada, Z1B
53031815AA	1	T				ELF			Canada, Z6B, w/Quadra-Trac
53031816AA	1	J				EML			California
53031818AA	1	J				EML			Federal, w/Quadra-Trac
53031820AA	1	J				EML			Canada, w/Quadra-Trac

GRAND CHEROKEE (ZJ)

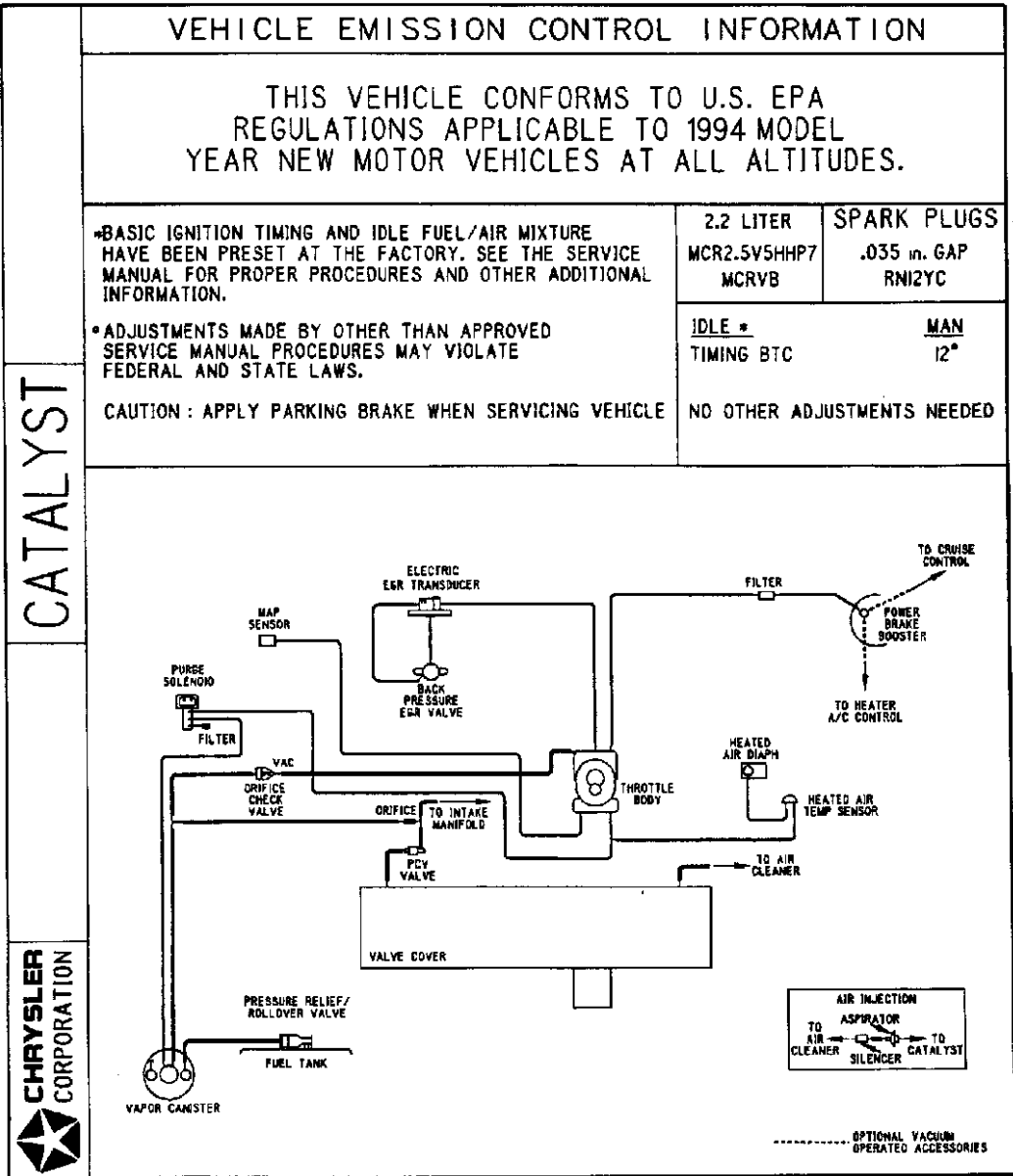
SERIES	LINE
L = LOWLINE	T = JEEP - 2WD
	J = JEEP - 4WD

BODY
74 = SPORT UTILITY 4-DR

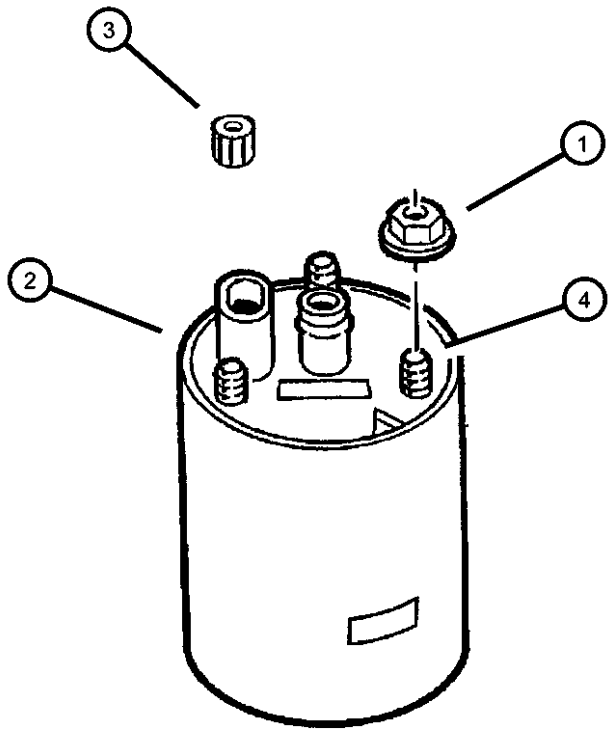
ENGINE
ELF = 5.2L V8 MPI Engine
EML = 5.9L V8 MPI Engine
ERH = 4.0L Power Tech I-6 Engine

TRANSMISSION
DGK = 4-Spd. Automatic 42RE Transmission
DGT = 4-Spd. Automatic 46RE Transmission
DGW = TRANSMISSION - 4-SPD. AUTOMATIC, 44RE
DGO = ALL AUTOMATIC TRANSMISSIONS

AR = use ase required - = Non illustrated part



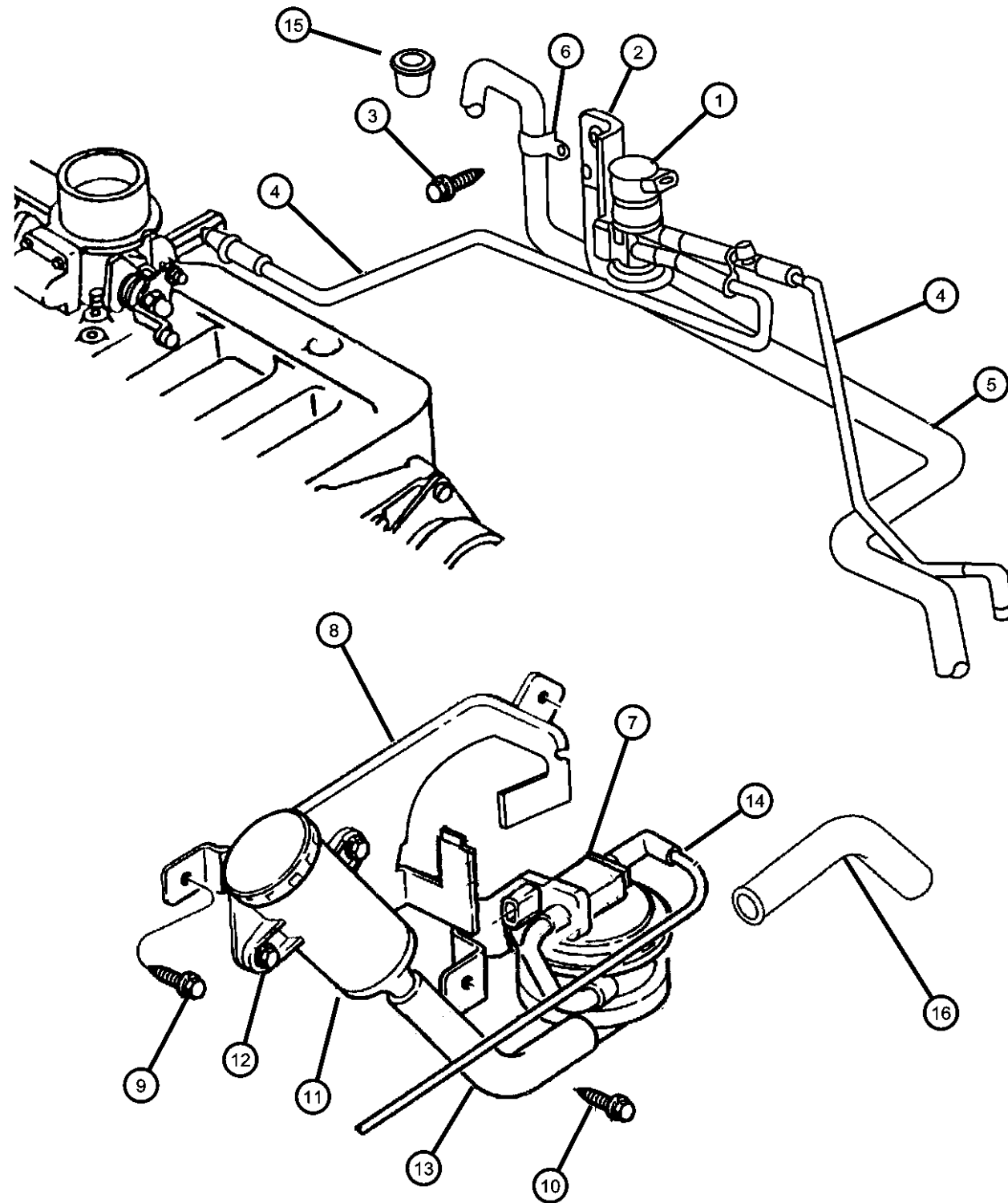
Vacuum Canister  
Figure 25-350



ITEM	PART NUMBER	QTY	LINE	SERIES	BODY	ENGINE	TRANS	TRIM	DESCRIPTION
1	06500284	4				ER0			NUT, Hex, M6x1.00
		3				EM0			
		4				EL0			
2	53030837	1							CANISTER, Vapor
3	53030837	1							CAP, Vapor Canister, (NOT REQUIRED)
4	06503951	4							STUD, M6X1.00X.250-14X30.00

GRAND CHEROKEE (ZJ)					
SERIES	LINE	BODY	ENGINE	TRANSMISSION	
L = LOWLINE	T = JEEP - 2WD	74 = SPORT UTILITY 4-DR	ELF = 5.2L V8 MPI Engine	DGK = 4-Spd. Automatic 42RE	
	J = JEEP - 4WD		EML = 5.9L V8 MPI Engine	Transmission	
			ERH = 4.0L Power Tech I-6 Engine	DGT = 4-Spd. Automatic 46RE	
				Transmission	
				DGW = TRANSMISSION - 4-SPD. AUTOMATIC, 44RE	
				DGO = ALL AUTOMATIC TRANSMISSIONS	

**Emission Control Vacuum Harness  
Figure 25-450**



ITEM	PART NUMBER	QTY	LINE	SERIES	BODY	ENGINE	TRANS	TRIM	DESCRIPTION
1	04669475AB	1				ER0			SOLENOID, Duty Cycle Purge
2	04882995	1				ER0			BRACKET, Duty Cycle Purge Solenoid
3	06035726	1				EL0, EM0, ER0			SCREW, Hex Head, .25-14x1.25
4	53030836AB	1				ER0			HARNESS, Duty Cycle Purge Solenoid
5	04854152AB	1				EL0, EM0, ER0			TUBE, Vent
6	04854152AB	1							CLIP, (NOT SERVICED)
7	04669336AD	1				EL0, EM0, ER0			PUMP, Leak Detection
8	53030833	1				EL0, EM0, ER0			BRACKET, Leak Detection Pump
9	53030833	1							SCREW, .250-14x.699, (NOT SERVICED)
10	06035482	3				EL0, ER0			SCREW, Tapping, .19-16x.375
11	04612901	1				EL0, ER0			FILTER, Fuel Vapor Vent
12	04612901	1							SCREW, M6x1.00x11.00, (NOT SERVICED)
13	53030832	1				EL0, EM0, ER0			HOSE, Leak Detection Pump
14	53030835AB	1				ER0			TUBE, LDP to Intake Manifold
15	53031643AA	1				EL0, EM0, ER0			CAP, Vent Tube
16	53032110AB	1				EL0, EM0, ER0			HOSE, Leak Detection Pump, To Vapor Canister Hose

**GRAND CHEROKEE (ZJ)**

SERIES LINE  
L = LOWLINE T = JEEP - 2WD  
J = JEEP - 4WD

BODY  
74 = SPORT UTILITY 4-DR

ENGINE  
ELF = 5.2L V8 MPI Engine  
EML = 5.9L V8 MPI Engine  
ERH = 4.0L Power Tech I-6 Engine

TRANSMISSION  
DGK = 4-Spd. Automatic 42RE Transmission  
DGT = 4-Spd. Automatic 46RE Transmission  
DGW = TRANSMISSION - 4-SPD. AUTOMATIC, 44RE  
DGO = ALL AUTOMATIC TRANSMISSIONS

AR = use ase required - = Non illustrated part

1998 ZJ

Emission Control Vacuum Harness  
Figure 25-460

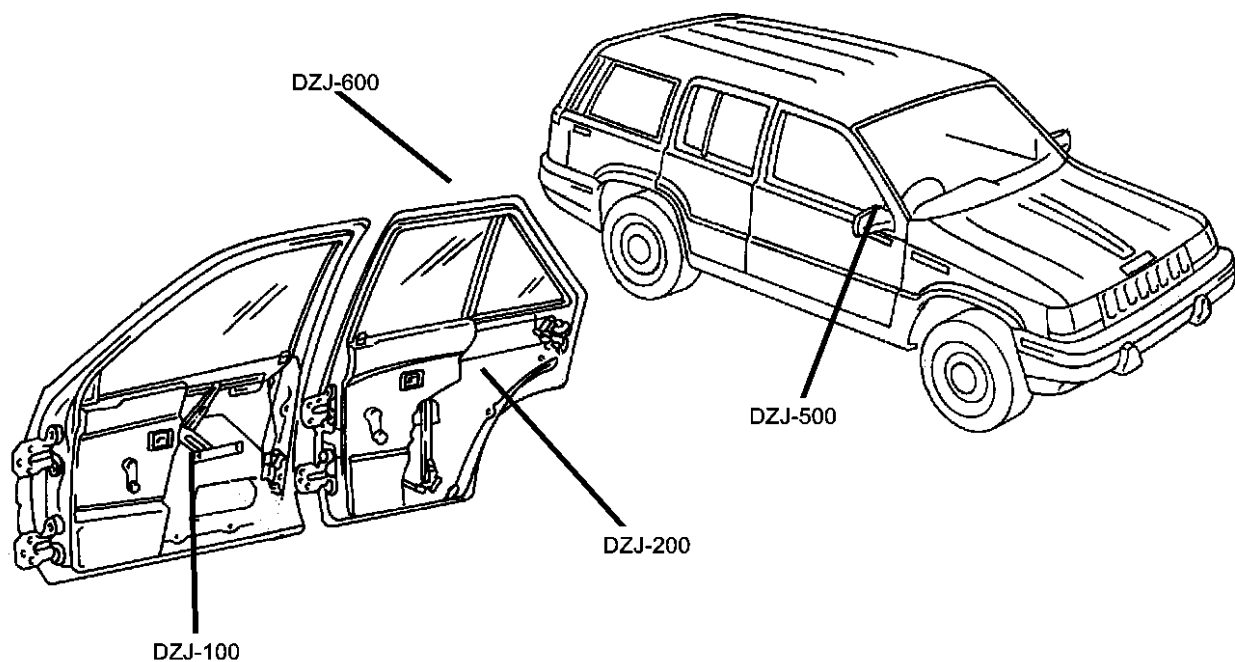
ITEM	PART NUMBER	QTY	LINE	SERIES	BODY	ENGINE	TRANS	TRIM	DESCRIPTION
1	04669475AB	1				EL0, EM0			SOLENOID, Duty Cycle Purge
2	04882995	1				EL0, EM0			BRACKET, Duty Cycle Purge Solenoid
3	06035726	1				EL0, EM0, ER0			SCREW, Hex Head, .25-14x1.25
4	53032113AB	1				EL0, EM0			HARNESS, Canister Purge
5	04669336AD	1				EL0, EM0, ER0			PUMP, Leak Detection
6	53030833	1				EL0, EM0, ER0			BRACKET, Leak Detection Pump
7	53030833	1							SCREW, .250-14x.699, (NOT SERVICED)
8	06035482	3				EL0, EM0, ER0			SCREW, Tapping, .19-16x.375
9	04612901	1				EL0, EM0, ER0			FILTER, Fuel Vapor Vent
10	04612901	1							SCREW, M6x1.00x11.00, (NOT SERVICED)
11	53030832	1				EL0, EM0, ER0			HOSE, Leak Detection Pump
12	53030832	1							TUBE, Manifold Vacuum, (NOT REQUIRED)
-13	53030981AB	1				EL0, EM0			TUBE, LDP to Intake Manifold
14	53032110AB	1				EL0, EM0, ER0			HOSE, Leak Detection Pump

GRAND CHEROKEE (ZJ)		BODY		ENGINE	TRANSMISSION
SERIES	LINE				
L = LOWLINE	T = JEEP - 2WD J = JEEP - 4WD	74 = SPORT UTILITY 4-DR		ELF = 5.2L V8 MPI Engine EML = 5.9L V8 MPI Engine ERH = 4.0L Power Tech I-6 Engine	DGK = 4-Spd. Automatic 42RE Transmission DGT = 4-Spd. Automatic 46RE Transmission DGW = TRANSMISSION - 4-SPD. AUTOMATIC, 44RE DGO = ALL AUTOMATIC TRANSMISSIONS

AR = use ase required - = Non illustrated part

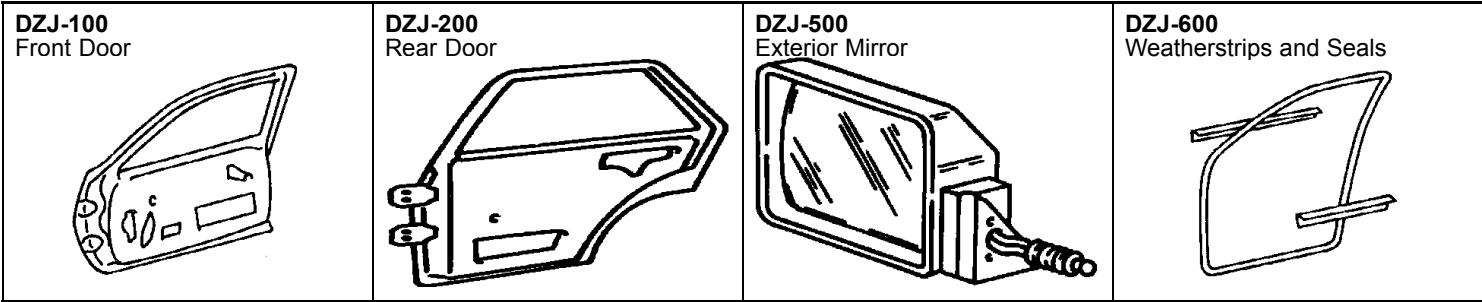
# Group - DZJ

## Doors and Related Parts

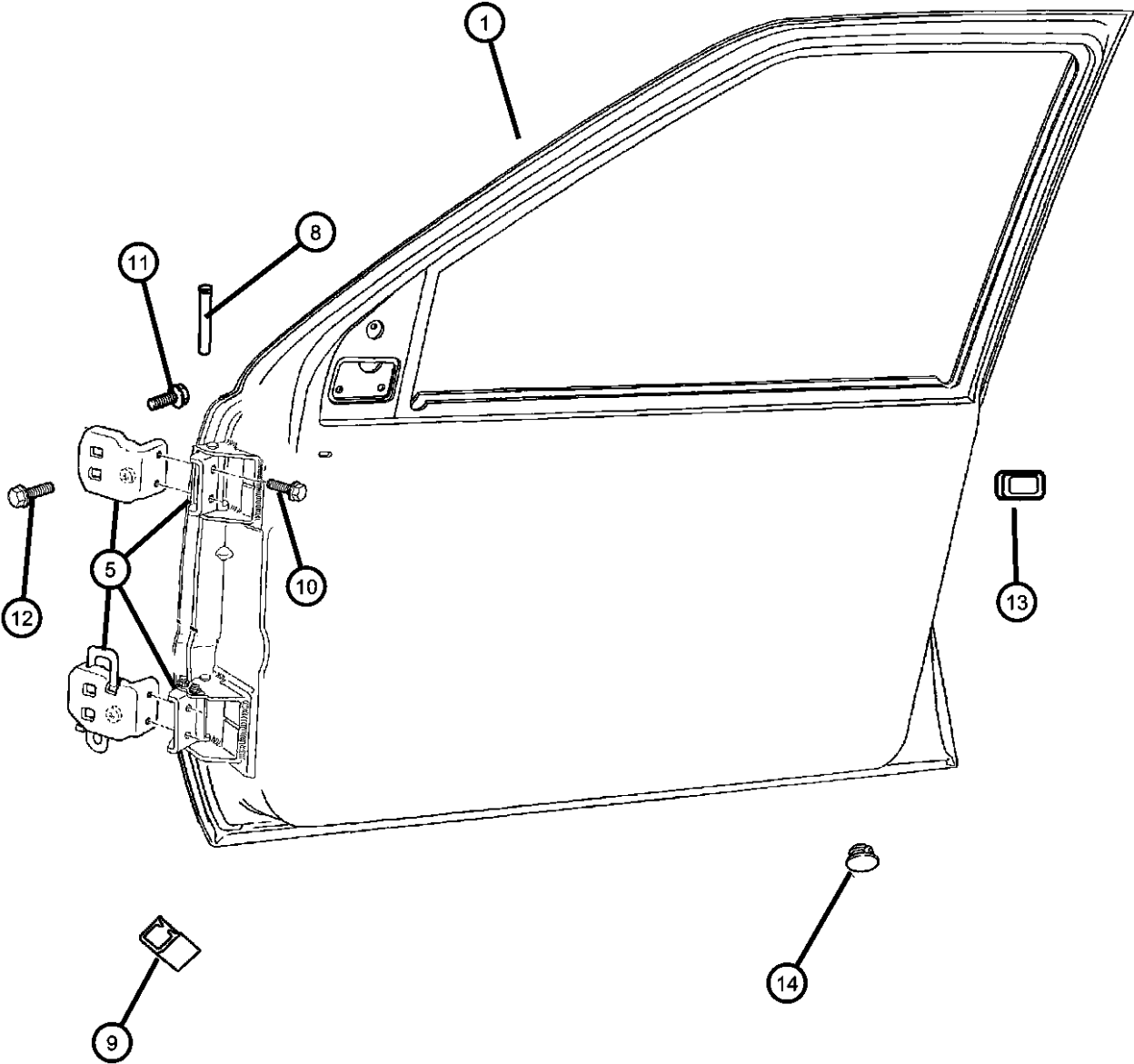


### Group - DZJ Doors and Related Parts

Illustration Title	Group-Fig. No.
<b>Front Door</b>	
Door, Front Shell and Hinges.....	Fig. DZJ - 110
Door, Front Glass and Regulators .....	Fig. DZJ - 120
Door, Front Lock and Controls .....	Fig. DZJ - 130
<b>Rear Door</b>	
Door, Rear Shell and Hinges .....	Fig. DZJ - 210
Door, Rear Glass and Regulator .....	Fig. DZJ - 220
Door, Rear Lock and Controls.....	Fig. DZJ - 230
<b>Exterior Mirror</b>	
Mirror Exterior .....	Fig. DZJ - 510
<b>Weatherstrips and Seals</b>	
Door, Front Weatherstrips and Seals .....	Fig. DZJ - 610
Door, Rear Weatherstrips and Seals .....	Fig. DZJ - 620



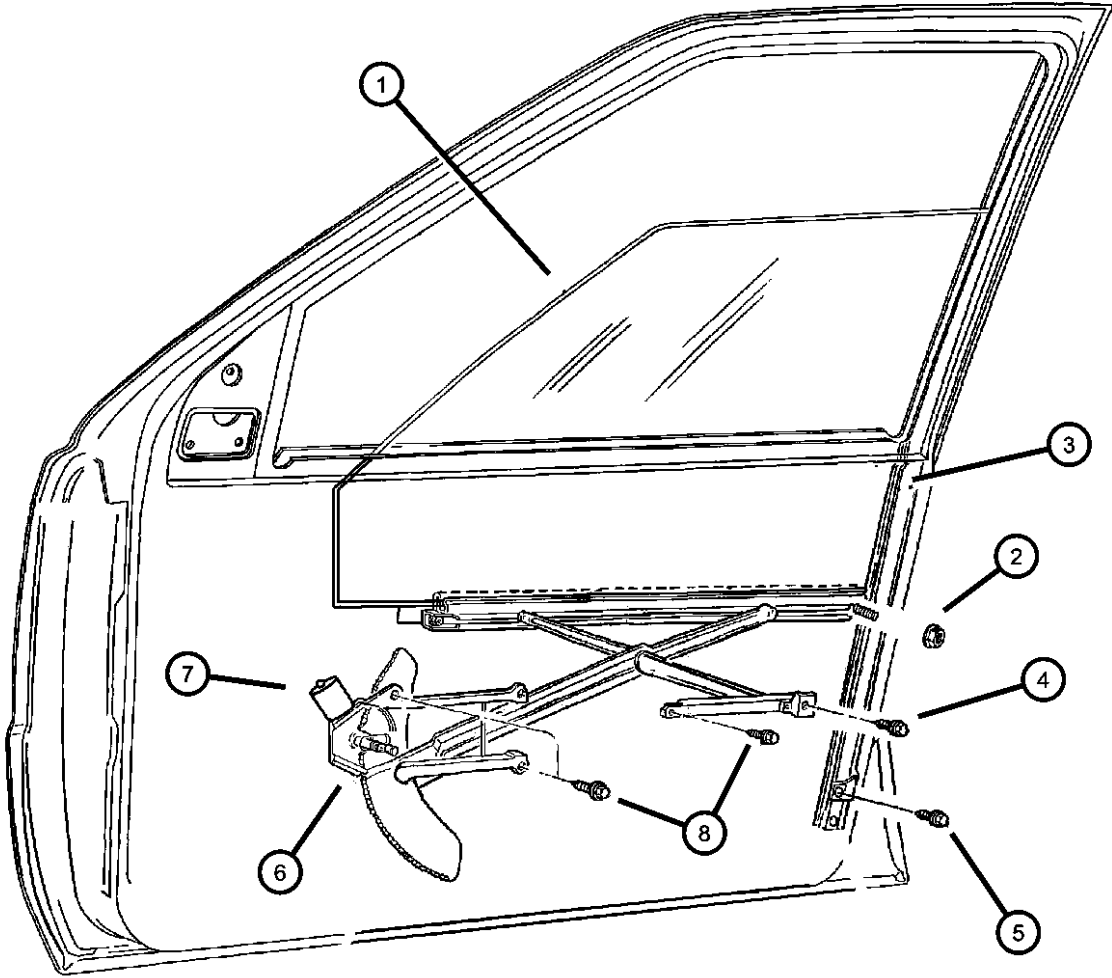
Door, Front Shell and Hinges  
Figure DZJ-110



ITEM	PART NUMBER	QTY	LINE	SERIES	BODY	ENGINE	TRANS	TRIM	DESCRIPTION
1									DOOR, Front
	04882030	1							Right
	04882031	1							Left
-2									PANEL, Front Door Outer Repair
	55295906	1							Right
	55295907	1							Left
-3	55296022	1							REINFORCEMENTRight
-4									WATERDAM, Front Door
	55295996	1							Right
	55295997	1							Left
5									HINGE, Front Door Body Half
	55033502	2							Upper
	55295892AB	1							Lower Right
	55295893AB	1							Lower Left
-6									HINGE, Door Half
	55076200AC	1							Right
	55076201AC	1							Left
-7	55076192	2							PIN, Door Hinge, Hinge
8	55074591	4							BUSHING, Pin, Hinge Pin
9	55295890	2							CLIP, Torque Rod Damper
10	06502686	8							SCREW, Hex Head, M8x1.25x25, Hinge to Hinge
11	06502282	4							SCREW, Hex Head, M8x1.25x30
12	06503538	2							SCREW AND WASHER, Hex Head, M8x1.25x30
13	55002368	2							PLUG, Door Latch, Latch Access
14	02860332	2							PLUG, Anti-Rattle, Door

GRAND CHEROKEE (ZJ)				
SERIES	LINE	BODY	ENGINE	TRANSMISSION
L = LOWLINE	T = JEEP - 2WD J = JEEP - 4WD	74 = SPORT UTILITY 4-DR	ELF = 5.2L V8 MPI Engine EML = 5.9L V8 MPI Engine ERH = 4.0L Power Tech I-6 Engine	DGK = 4-Spd. Automatic 42RE Transmission DGT = 4-Spd. Automatic 46RE Transmission DGW = TRANSMISSION - 4-SPD. AUTOMATIC, 44RE DGO = ALL AUTOMATIC TRANSMISSIONS

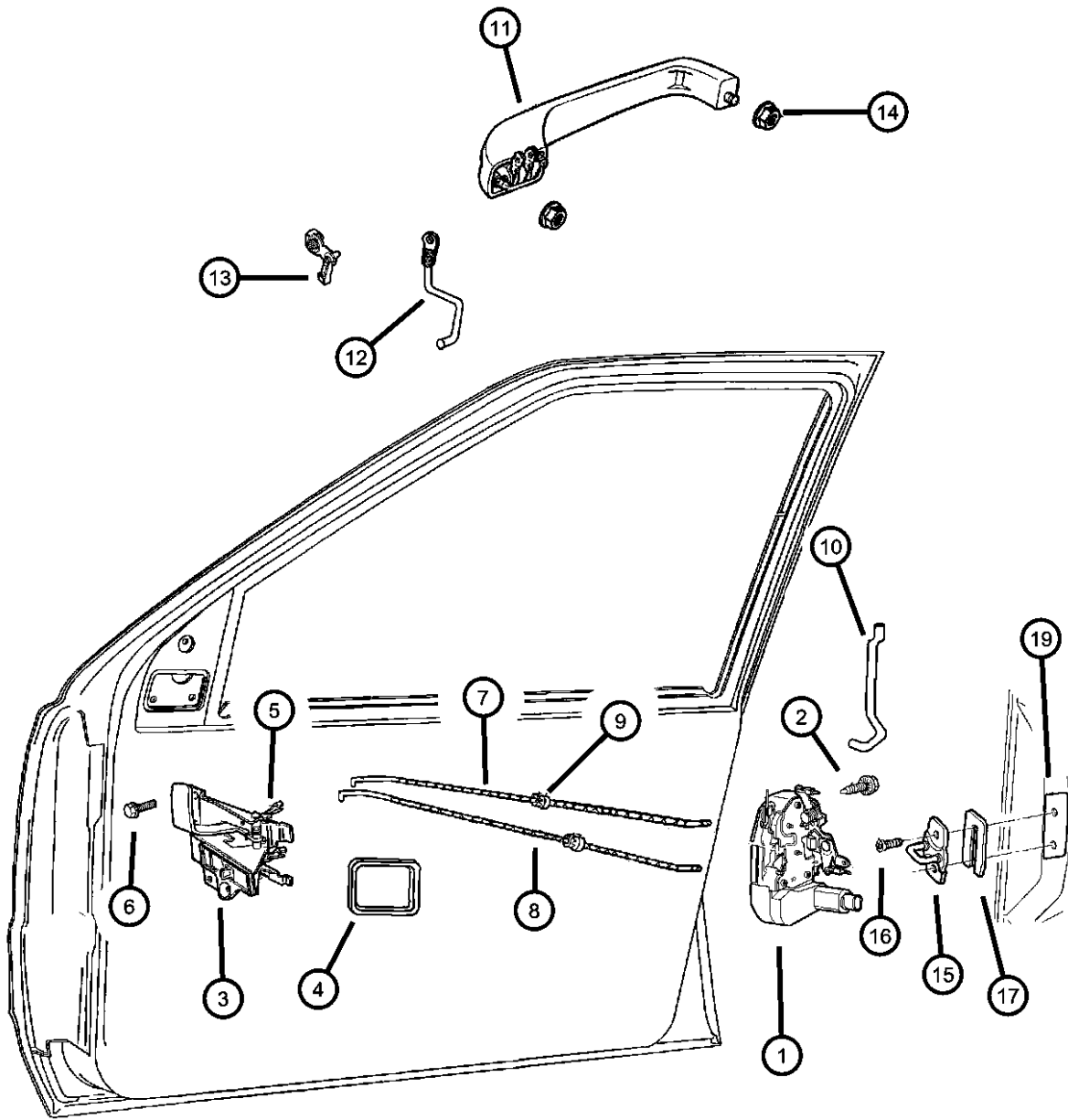
Door, Front Glass and Regulators  
Figure DZJ-120



ITEM	PART NUMBER	QTY	LINE	SERIES	BODY	ENGINE	TRANS	TRIM	DESCRIPTION
1									GLASS, Front Door
	55255926	1							Right
	55255927	1							Left
2	06502691	3							NUT, Hex Flange Lock, M6x1
3									CHANNEL, Front Door Glass
									Lower
	55076244	1							w/Weatherstrip, Right
	55076245	1							w/Weatherstrip, Left
4	55076245	1							SCREW, (NOT SERVICED),
5	55076245	1							SCREW, (NOT SERVICED)
6									REGULATOR, Front Door Window
									Right
	04798378AB	1							Left
7									MOTOR, Window Regulator
									Right
	56005164	1							Mopar Remanufactured Part
	R6005164								Left
	56005165	1							Mopar Remanufactured Part
	R6005165								SCREW, (NOT SERVICED)
8	56005165	1							

GRAND CHEROKEE (ZJ)				
SERIES	LINE	BODY	ENGINE	TRANSMISSION
L = LOWLINE	T = JEEP - 2WD	74 = SPORT UTILITY 4-DR	ELF = 5.2L V8 MPI Engine	DGK = 4-Spd. Automatic 42RE
	J = JEEP - 4WD		EML = 5.9L V8 MPI Engine	Transmission
			ERH = 4.0L Power Tech I-6	DGT = 4-Spd. Automatic 46RE
			Engine	Transmission
				DGW = TRANSMISSION - 4-SPD.
				AUTOMATIC,44RE
				DGO = ALL AUTOMATIC
				TRANSMISSIONS

### Figure DZJ-130



ITEM	PART NUMBER	QTY	LINE	SERIES	BODY	ENGINE	TRANS	TRIM	DESCRIPTION
1									LATCH PKG, FRONT DOOR
	04798914AB	1							Right
	04798915AB	1							Left
2	06033876	6							SCREW, Tapping, M6.3x1.8x38.1, Latch
3									HANDLE, Interior Door
	55295964	1							Laredo, Right
	55295965	1							Laredo, Left
	55295966	1							Limited, Right
	55295967	1							Limited, Left
4	55075619AB	1							GASKET, Remote Control Handle, Remote Control Handle
5	04658677	2							CLIP, Latch Link
6	04658677	2							SCREW, (NOT SERVICED)
7									ROD, Inside Handle to Latch
	55074828	1							Right
	55074829	1							Left
8									ROD, Inside Lock to Latch
	55074826	1							Right
	55074827	1							Left
9	03882620	4							CLIP, Door Latch Anti-Rattle, Anti-Rattle
10									LINK, Key Cylinder To Latch
	55076014	1							Right
	55076015	1							Left
11									HANDLE, Front Door Exterior
	55076092	1							Right
	55076093	1							Left
12									LINK, Exterior Door Handle
	55076094	1							Right
	55076095	1							Left
13	03454220	1							CLIP, Parking Brake Cable
14	06503226	4							NUT, Hex Flange, M5x.8, Exterior Handle
15	04520288	2							STRIKER, Door Latch, Latch

**GRAND CHEROKEE (ZJ)**

SERIES                      LINE  
L = LOWLINE              T = JEEP - 2WD  
                                    J = JEEP - 4WD

BODY  
74 = SPORT UTILITY 4-DR

ENGINE  
 ELF = 5.2L V8 MPI Engine  
 EML = 5.9L V8 MPI Engine  
 ERH = 4.0L Power Tech I-6  
 Engine

TRANSMISSION  
DGK = 4-Spd. Automatic 42RE  
Transmission  
DGT = 4-Spd. Automatic 46RE  
Transmission  
DGW = TRANSMISSION - 4-SPD.  
AUTOMATIC, 44RE  
DGO = ALL AUTOMATIC  
TRANSMISSIONS

AR = use ase required    - = Non illustrated part

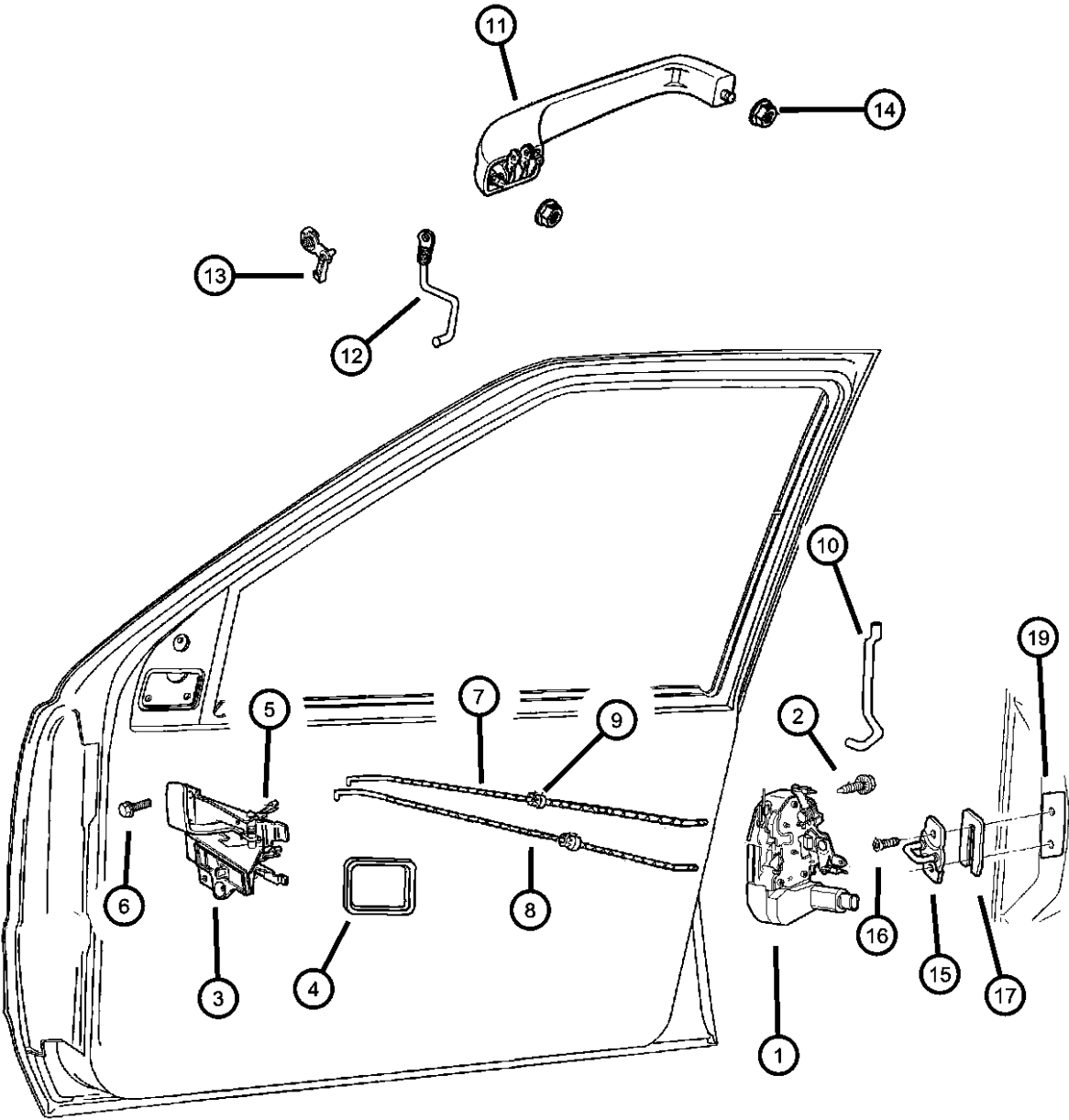
1998 ZJ

**<< RETURN TO GROUP INDEX**



Door, Front Lock and Controls  
Figure DZJ-130

ITEM	PART NUMBER	QTY	LINE	SERIES	BODY	ENGINE	TRANS	TRIM	DESCRIPTION
------	-------------	-----	------	--------	------	--------	-------	------	-------------



16	06504573	4							SCREW, Oval Head, SCREW
17	04520289	AR							SPACER, Door Latch Striker
-18	55075483	AR							SPACER, Door Latch Striker, 2.0/2.5
19	55256000	2							PLATE, Front Door Striker, Striker Tapping

GRAND CHEROKEE (ZJ)				
SERIES	LINE	BODY	ENGINE	TRANSMISSION
L = LOWLINE	T = JEEP - 2WD J = JEEP - 4WD	74 = SPORT UTILITY 4-DR	ELF = 5.2L V8 MPI Engine EML = 5.9L V8 MPI Engine ERH = 4.0L Power Tech I-6 Engine	DGK = 4-Spd. Automatic 42RE Transmission DGT = 4-Spd. Automatic 46RE Transmission DGW = TRANSMISSION - 4-SPD. AUTOMATIC, 44RE DGO = ALL AUTOMATIC TRANSMISSIONS

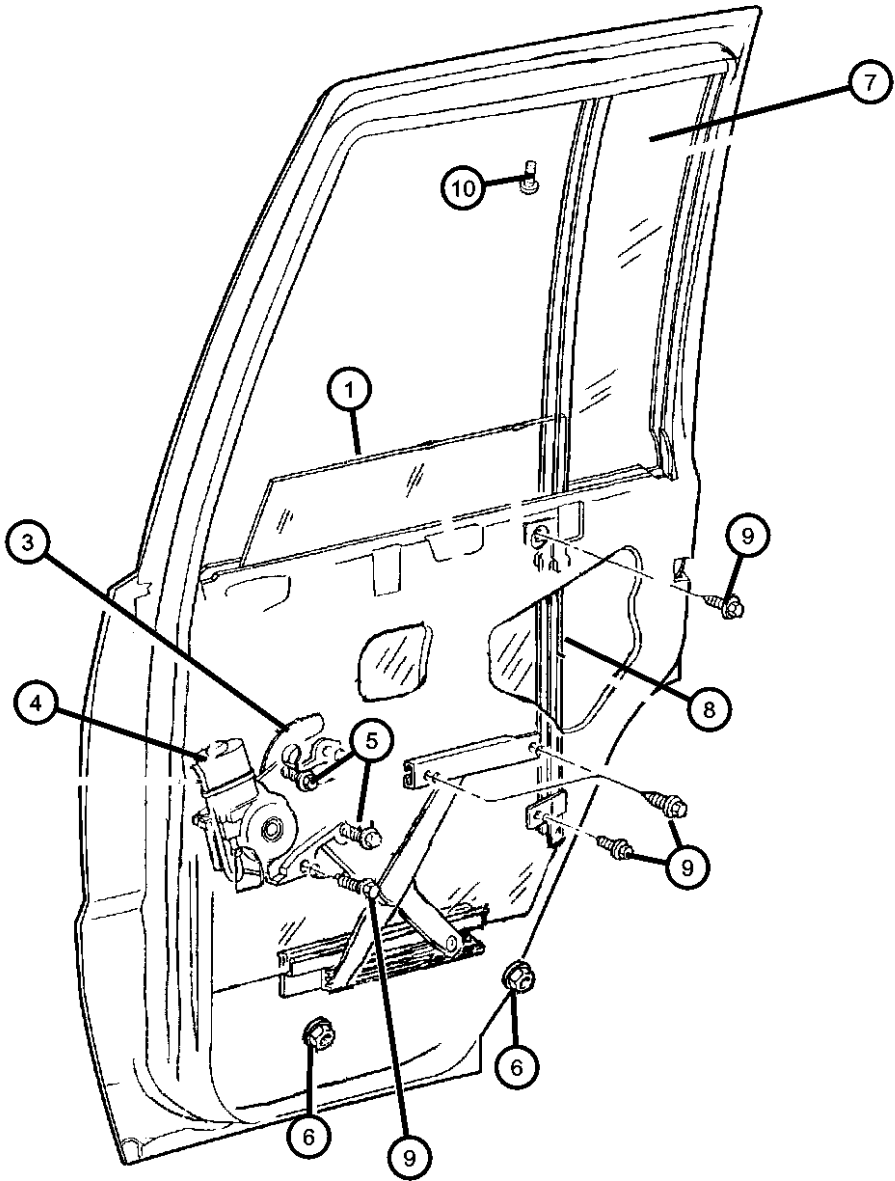
AR = use ase required - = Non illustrated part

Door, Rear Shell and Hinges  
Figure DZJ-210

ITEM	PART NUMBER	QTY	LINE	SERIES	BODY	ENGINE	TRANS	TRIM	DESCRIPTION
1									DOOR, Rear
	04856148	1							Right
	04856149	1							Left
-2									DOOR, Rear
	55031636	1							Repair, Right
	55031637	1							Repair, Left
-3									WATERDAM, Front Door
	55296000	1							Right
	55296001	1							Left
4	55076202	2							HINGE, Door HalfUpper
5	55076179	2							HINGE, Body HalfUpper
6									HINGE, Door Half
	55076204AC	1							Lower Right
	55076205AC	1							Lower Left
7									HINGE, Rear Door Body Half
	55295896AB	1							Lower Right
	55295897AB	1							Lower Left
8	06502686	8							SCREW, Hex Head, M8x1.25x25, Hinge
9	02860332	2							PLUG, Anti-Rattle
10	04615722	2							LABEL, Child Protection Lock, English
11	06502282	4							SCREW, Hex Head, M8x1.25x30
12	06503538	2							SCREW AND WASHER, Hex Head, M8x1.25x30
13	55295890	2							CLIP, Torque Rod Damper

GRAND CHEROKEE (ZJ)		BODY		ENGINE		TRANSMISSION	
SERIES	LINE						
L = LOWLINE	T = JEEP - 2WD J = JEEP - 4WD	74 = SPORT UTILITY 4-DR		ELF = 5.2L V8 MPI Engine EML = 5.9L V8 MPI Engine ERH = 4.0L Power Tech I-6 Engine		DGK = 4-Spd. Automatic 42RE Transmission DGT = 4-Spd. Automatic 46RE Transmission DGW = TRANSMISSION - 4-SPD. AUTOMATIC, 44RE DGO = ALL AUTOMATIC TRANSMISSIONS	

Door, Rear Glass and Regulator  
Figure DZJ-220



ITEM	PART NUMBER	QTY	LINE	SERIES	BODY	ENGINE	TRANS	TRIM	DESCRIPTION
1									GLASS, Rear Door
	55076284	1							Tinted, Right
	55076285	1							Tinted, Left
	55076286	1							Sunscreen, Right
	55076287	1							Sunscreen, Left
-2	04615729	1							LABEL, Child Protection Lock, English, Door Glass, Child Care
3									REGULATOR, Rear Door Window
	04798380AB	1							Right
	04798381AB	1							Left
4									MOTOR, Window Regulator
	55154620	1							Right
	55154621	1							Left
5	55154621	1							SCREW, (NOT SERVICED)
6	06502691	3							NUT, Hex Flange Lock, M6x1
7									GLASS, Rear Door, Fixed
	55134968	1							Tinted, Right
	DV08151GTY								Collision Replacement Glass
	55134969	1							Tinted, Left
	DV08152GTY								Collision Replacement Glass
	55255588	1							Sunscreen, Right
	DV08805YPY								Collision Replacement Glass
	55255589	1							Sunscreen, Left
	DV08806YPY								Collision Replacement Glass
8									CHANNEL, Rear Door Glass Lower
	55031854	1							Right
	55031855	1							Left
9	55031855	1							SCREW, (NOT SERVICED)
10	00154636	2							SCREW, Round Head Tapping, .164-18x.375, Channel Upper

GRAND CHEROKEE (ZJ)		BODY		ENGINE	TRANSMISSION
SERIES	LINE				
L = LOWLINE	T = JEEP - 2WD J = JEEP - 4WD	74 = SPORT UTILITY 4-DR		ELF = 5.2L V8 MPI Engine EML = 5.9L V8 MPI Engine ERH = 4.0L Power Tech I-6 Engine	DGK = 4-Spd. Automatic 42RE Transmission DGT = 4-Spd. Automatic 46RE Transmission DGW = TRANSMISSION - 4-SPD. AUTOMATIC, 44RE DGO = ALL AUTOMATIC TRANSMISSIONS

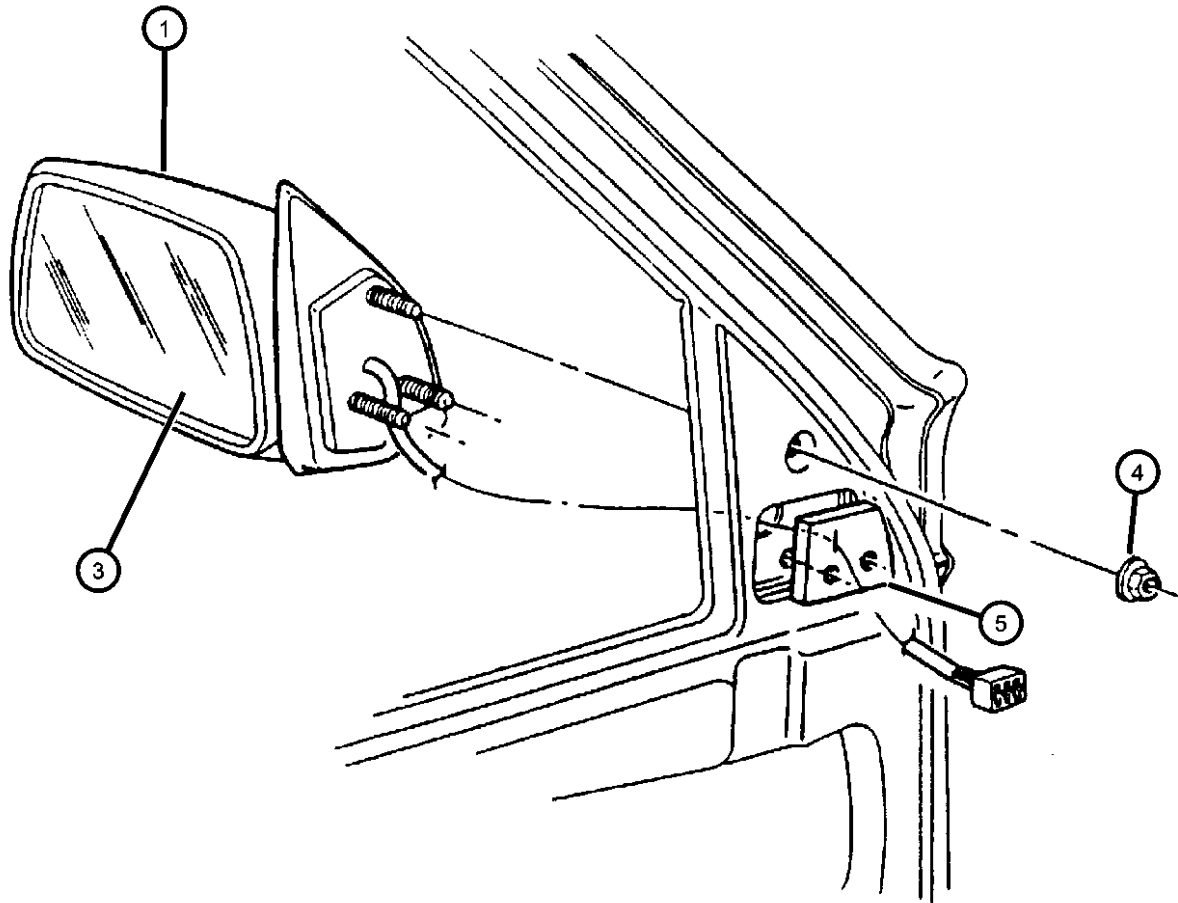
Door, Rear Lock and Controls  
Figure DZJ-230

ITEM	PART NUMBER	QTY	LINE	SERIES	BODY	ENGINE	TRANS	TRIM	DESCRIPTION
1									LATCH PKG, Rear Door
	04798916AB	1							Right
	04798917AB	1							Left
2	06033876	6							SCREW, Tapping, M6.3x1.8x38.1, Latch
3									HANDLE, Interior Door
	55295964	1							Laredo, Right
	55295965	1							Laredo, Left
	55295966	1							Limited, Right
	55295967	1							Limited, Left
4	55295967	1							SCREW, (NOT SERVICED),
5	55074830	1							ROD, Inside Lock to Latch, Lock Lever to Latch, Right
6									ROD, Inside Handle to Latch
	55074832	1							Right
	55074833	1							Left
7	03882620	2							CLIP, Door Latch Anti-Rattle, Anti-Rattle
8									HANDLE, Exterior Door
	55075654	1							Right
	55075655	1							Left
9	06503226	4							NUT, Hex Flange, M5x.8, Exterior Handle
10									LINK, Exterior Door Handle
	55030098	1							Right
	55030099	1							Left
11	04520288	2							STRIKER, Door Latch, Latch
12	06504573	4							SCREW, Oval Head, SCREW
13	04520289	AR							SPACER, Door Latch Striker, Striker
14	55256000	2							PLATE, Front Door Striker, Striker Tapping

GRAND CHEROKEE (ZJ)				
SERIES	LINE	BODY	ENGINE	TRANSMISSION
L = LOWLINE	T = JEEP - 2WD J = JEEP - 4WD	74 = SPORT UTILITY 4-DR	ELF = 5.2L V8 MPI Engine EML = 5.9L V8 MPI Engine ERH = 4.0L Power Tech I-6 Engine	DGK = 4-Spd. Automatic 42RE Transmission DGT = 4-Spd. Automatic 46RE Transmission DGW = TRANSMISSION - 4-SPD. AUTOMATIC, 44RE DGO = ALL AUTOMATIC TRANSMISSIONS

AR = use ase required - = Non illustrated part

Mirror Exterior  
Figure DZJ-510

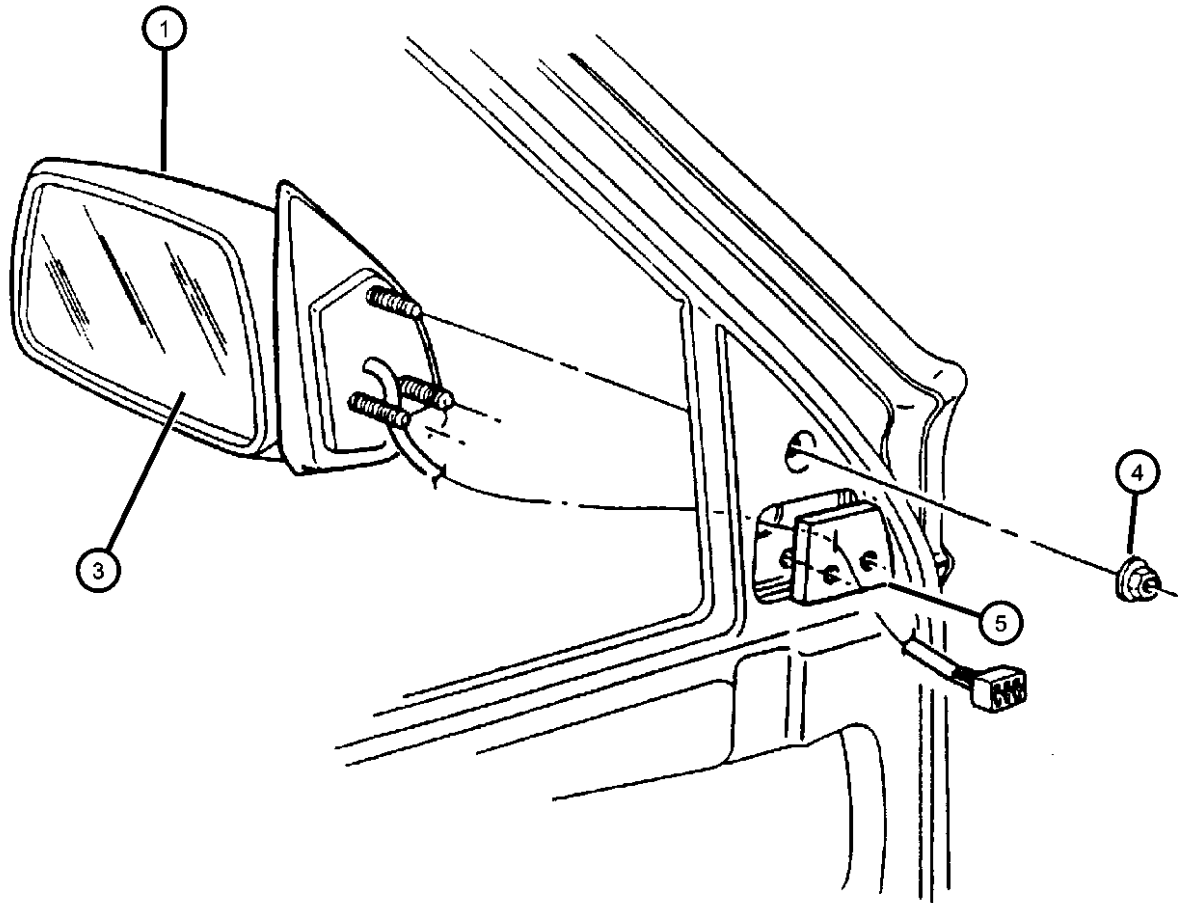


ITEM	PART NUMBER	QTY	LINE	SERIES	BODY	ENGINE	TRANS	TRIM	DESCRIPTION
1									MIRROR, Outside Rearview
	5DV04SJ7	1							[PJ7] [GS3], Right
	5DV04SR4	1							[PR4] [GS3], Right
	5DV04SW1	1							[PW1] [GS3], Right
	5DV04SX8	1							[PX8] [GS3], Right
	5DV04TCN	1							[PCN] [GS3], Right
	55154802	1							[GSM], Right
	55154803	1							[GRM], Left
	5DV04SEG	1							[PEG] [GS3], Right
	5DV04SFA	1							[PFA] [GS3], Right
	5DV04SG8	1							[PG8] [GS3], Right
	5DV05TCN	1							[PCN] [GR3], Left
	5DV05TS4	1							[PS4] [GR3], Left
	5DV05VAW	1							[PAW] [GR3], Left
	5DV04TS4	1							[PS4] [GS3], Right
	5DV04VAW	1							[PAW] [GS3], Right
	5DV05SEG	1							[PEG] [GR3], Left
	5DV05SFA	1							[PFA] [GR3], Left
	5DV05SG8	1							[PG8] [GR3], Left
	5DV05SJ7	1							[PJ7] [GR3], Left
	5DV05SR4	1							[PR4] [GR3], Left
	5DV05SW1	1							[PW1] [GR3], Left
	5DV05SX8	1							[PX8] [GR3], Left
-2									MIRROR, Outside Rearview Electric Foldaway
	55154800	1							[GSN], Right
	55154801	1							[GRN], Left
3									GLASS, Mirror Replacement
	04856532	1							[GS3], Power Fold Away, Right
		1							[GSM], Right
	04856533	1							[GR3], Power Fold Away, Left
		1							[GRM], Left
4	J4200408	6							NUT AND WASHER, Hex Nut-Coned Washer, M5 x 0.80

GRAND CHEROKEE (ZJ)		BODY		ENGINE	TRANSMISSION
SERIES	LINE				
L = LOWLINE	T = JEEP - 2WD J = JEEP - 4WD	74 = SPORT UTILITY 4-DR		ELF = 5.2L V8 MPI Engine EML = 5.9L V8 MPI Engine ERH = 4.0L Power Tech I-6 Engine	DGK = 4-Spd. Automatic 42RE Transmission DGT = 4-Spd. Automatic 46RE Transmission DGW = TRANSMISSION - 4-SPD. AUTOMATIC, 44RE DGO = ALL AUTOMATIC TRANSMISSIONS

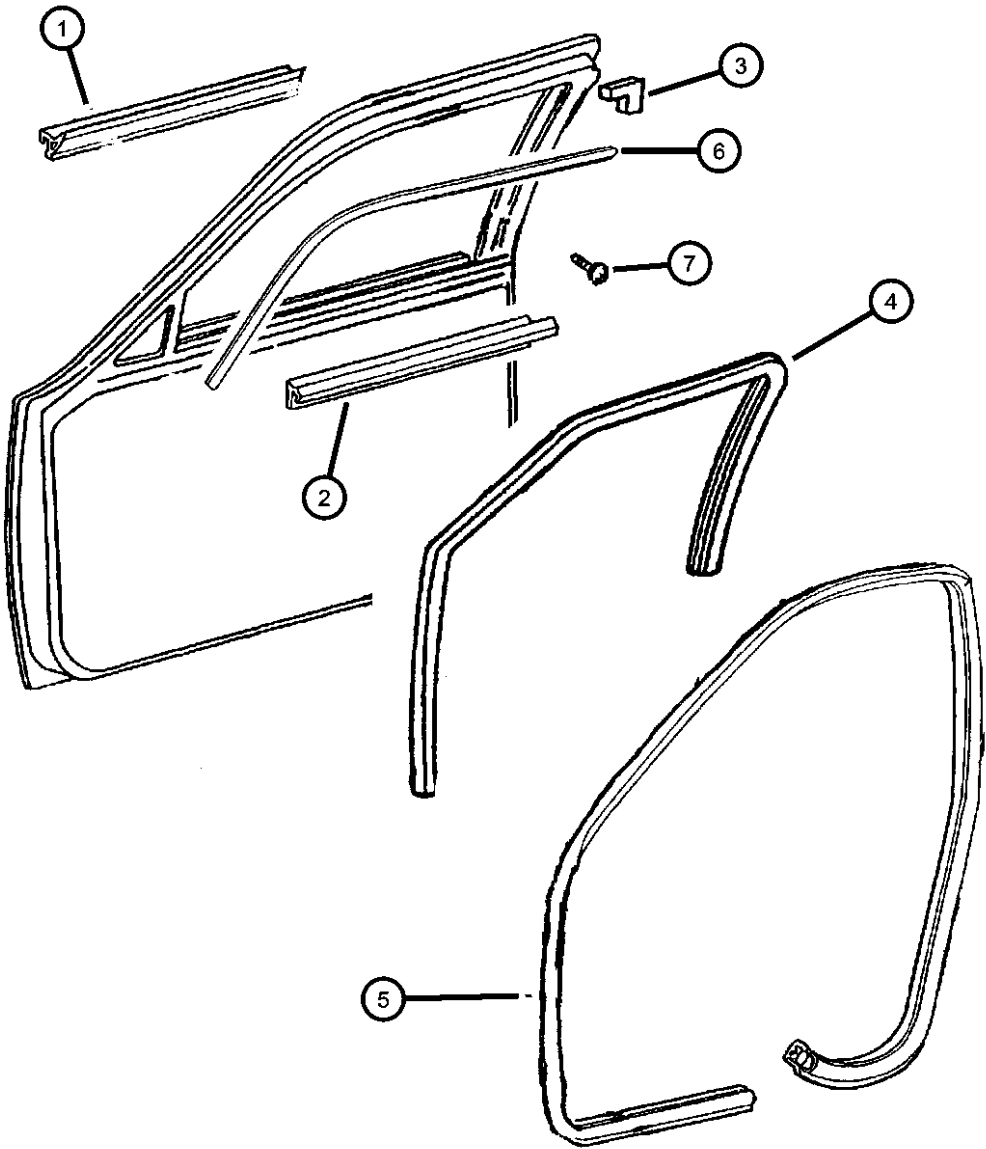
Mirror Exterior  
Figure DZJ-510

ITEM	PART NUMBER	QTY	LINE	SERIES	BODY	ENGINE	TRANS	TRIM	DESCRIPTION
5									SEAL, Mirror
	55134980	1							Right
	55134981	1							Left



GRAND CHEROKEE (ZJ)				
SERIES	LINE	BODY	ENGINE	TRANSMISSION
L = LOWLINE	T = JEEP - 2WD J = JEEP - 4WD	74 = SPORT UTILITY 4-DR	ELF = 5.2L V8 MPI Engine EML = 5.9L V8 MPI Engine ERH = 4.0L Power Tech I-6 Engine	DGK = 4-Spd. Automatic 42RE Transmission DGT = 4-Spd. Automatic 46RE Transmission DGW = TRANSMISSION - 4-SPD. AUTOMATIC,44RE DGO = ALL AUTOMATIC TRANSMISSIONS

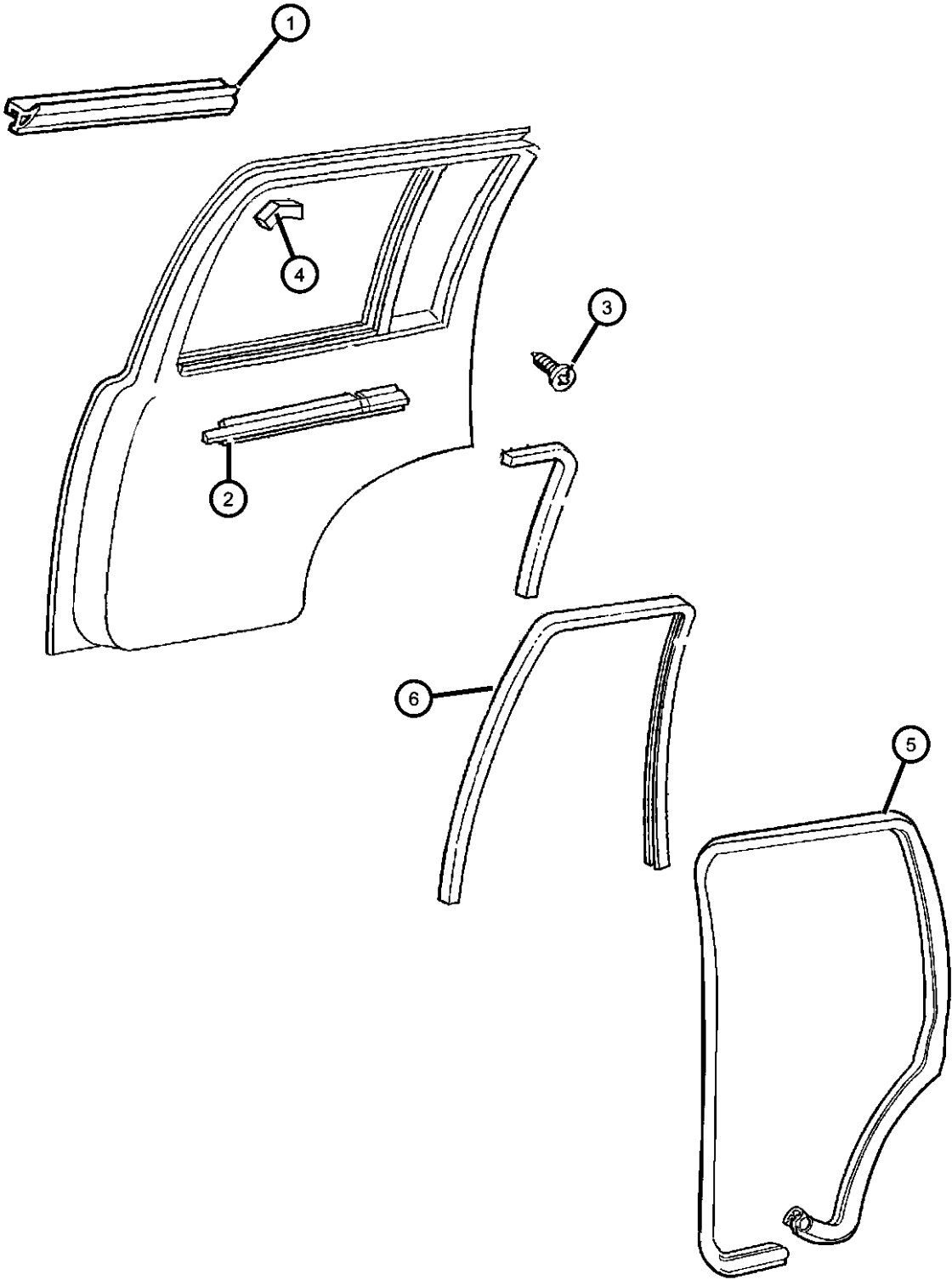
Door, Front Weatherstrips and Seals  
Figure DZJ-610



ITEM	PART NUMBER	QTY	LINE	SERIES	BODY	ENGINE	TRANS	TRIM	DESCRIPTION
1	55135168	1							WEATHERSTRIP, Front Door Belt Outer, Right
	55135169	1							Outer, Left
2	55134862	1							WEATHERSTRIP, Front Door Belt Inner, Right
	55134863	1							Inner, Left
3	55134863	1							FOAM, Air Block, (NOT SERVICED),
4									SEAL, Glass Run
	55295700AB	1							Right
	55295701AB	1							Left
5									SEAL, Front Door
	55134722	1							Right
	55134723	1							Left
6									SEAL, Body Side
	55134570	1							Upper, Right
	55134571	1							, Left
7	06505023AA	2							SCREW AND CONED WASHER, Hex Head, M6x1.00x16.00

GRAND CHEROKEE (ZJ)				
SERIES	LINE	BODY	ENGINE	TRANSMISSION
L = LOWLINE	T = JEEP - 2WD J = JEEP - 4WD	74 = SPORT UTILITY 4-DR	ELF = 5.2L V8 MPI Engine EML = 5.9L V8 MPI Engine ERH = 4.0L Power Tech I-6 Engine	DGK = 4-Spd. Automatic 42RE Transmission DGT = 4-Spd. Automatic 46RE Transmission DGW = TRANSMISSION - 4-SPD. AUTOMATIC, 44RE DGO = ALL AUTOMATIC TRANSMISSIONS

Door, Rear Weatherstrips and Seals  
Figure DZJ-620



ITEM	PART NUMBER	QTY	LINE	SERIES	BODY	ENGINE	TRANS	TRIM	DESCRIPTION
1	55135170	1							WEATHERSTRIP, Rear Door Belt Outer, Right
	55135171	1							Outer, Left
2	55134964	1							WEATHERSTRIP, Belt Inner, Right
	55134965	1							Inner, Left
3	06505023AA	2							SCREW AND CONED WASHER, Hex Head, M6x1.00x16.00
4	06505023AA	2							FOAM, Air Block, (NOT SERVICED)
5	55134724	1							SEAL, Rear Door Right
	55134725	1							Left
6	55255458AB	1							SEAL, Glass Run Right
	55255459AB	1							Left

GRAND CHEROKEE (ZJ)					
SERIES	LINE	BODY	ENGINE	TRANSMISSION	
L = LOWLINE	T = JEEP - 2WD J = JEEP - 4WD	74 = SPORT UTILITY 4-DR	ELF = 5.2L V8 MPI Engine EML = 5.9L V8 MPI Engine ERH = 4.0L Power Tech I-6 Engine	DGK = 4-Spd. Automatic 42RE Transmission DGT = 4-Spd. Automatic 46RE Transmission DGW = TRANSMISSION - 4-SPD. AUTOMATIC,44RE DGO = ALL AUTOMATIC TRANSMISSIONS	

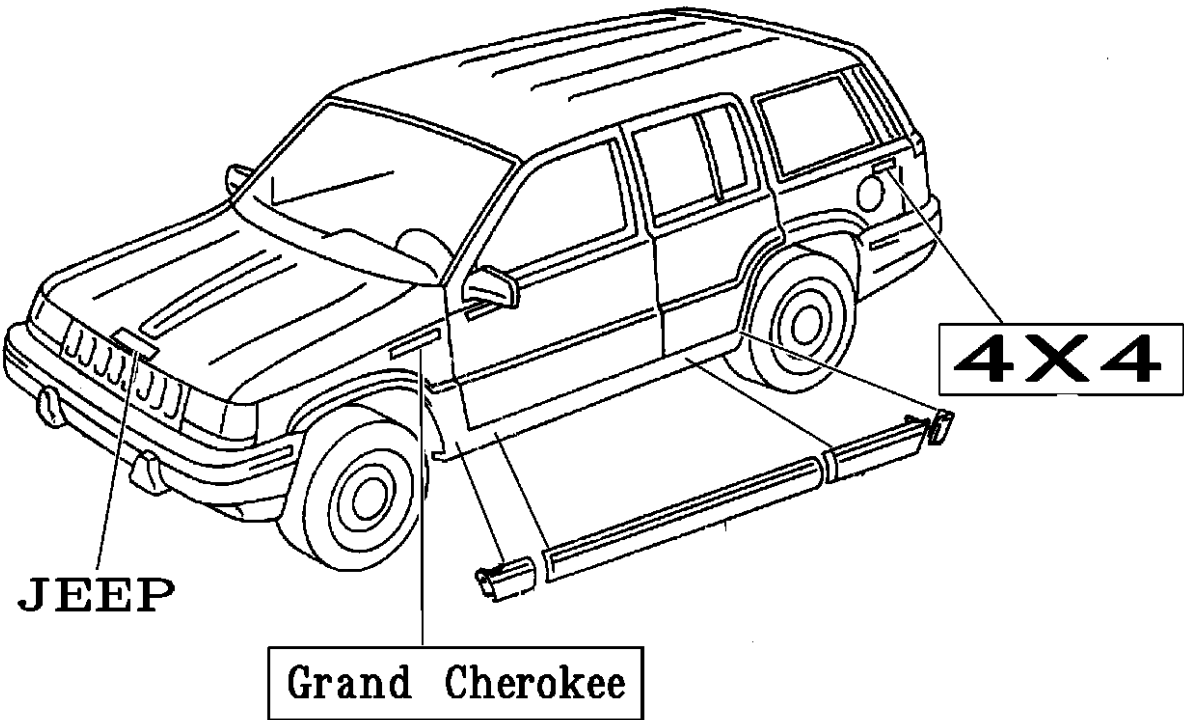








# Group - EZJ

## Exterior Ornamentation


### Group - EZJ Exterior Ornamentation

Illustration Title	Group-Fig. No.
<b>Nameplates</b> Nameplates.....	Fig. EZJ - 120
<b>Moldings and Ornamentation</b> Moldings, Upper..... Cladding and Sill Moldings .....	Fig. EZJ - 250 Fig. EZJ - 270
<b>Decals and Tapestripes</b> Decals.....	Fig. EZJ - 360



<div><div>EZJ-100</div><div>Nameplates</div><div><div></div><div></div><div></div></div></div>	<div><div>EZJ-200</div><div>Moldings and Ornamentation</div><div></div></div>	<div><div>EZJ-300</div><div>Decals and Tapestripes</div><div><div></div><div></div></div></div>	
--	--	--	--

Nameplates  
Figure EZJ-120

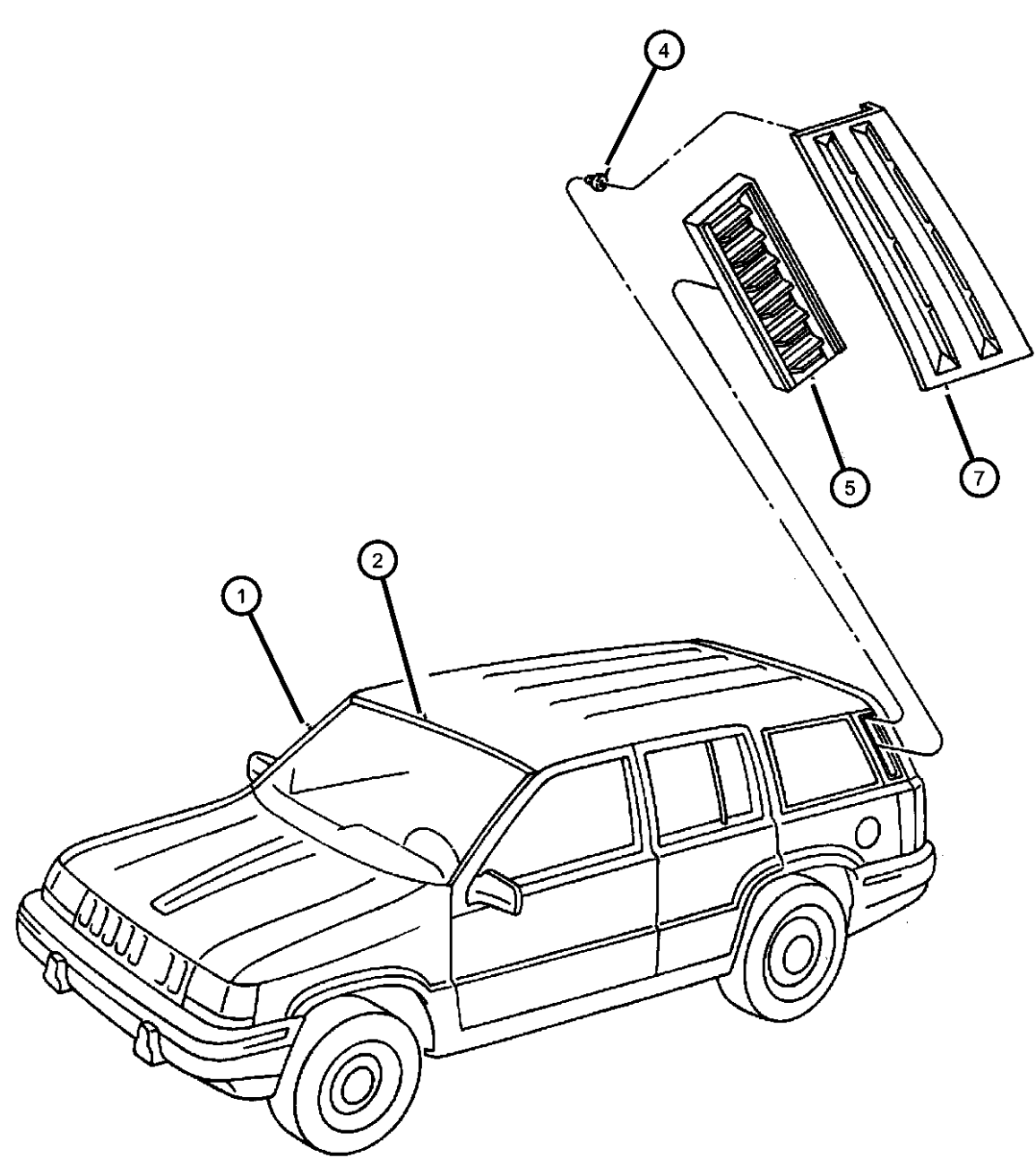


ITEM	PART NUMBER	QTY	LINE	SERIES	BODY	ENGINE	TRANS	TRIM	DESCRIPTION
1	55155623	2							NAMEPLATE, 4X4
2	55155622	2							NAMEPLATE, Jeep, Chrome
3									NAMEPLATE, Jeep
	5EM87SA1	2							Silver
	5EM87SY1	2							Sand
4									NAMEPLATE, Grand Cherokee
	55155427	2							5.9 Limited
	55155621	2							Grand Cherokee
-5	5EM93SJYAB	2							NAMEPLATE, Orivs
6	55155699AA	1							NAMEPLATE, 5.9L
7	5GJ89CA1AA	2							DIMENSIONAL GRAPHIC, Laredo
-8	55155799AA	1							NAMEPLATE, 5.9 Limited [MVE]

GRAND CHEROKEE (ZJ)				
SERIES	LINE	BODY	ENGINE	TRANSMISSION
L = LOWLINE	T = JEEP - 2WD J = JEEP - 4WD	74 = SPORT UTILITY 4-DR	ELF = 5.2L V8 MPI Engine EML = 5.9L V8 MPI Engine ERH = 4.0L Power Tech I-6 Engine	DGK = 4-Spd. Automatic 42RE Transmission DGT = 4-Spd. Automatic 46RE Transmission DGW = TRANSMISSION - 4-SPD. AUTOMATIC, 44RE DGO = ALL AUTOMATIC TRANSMISSIONS

Moldings, Upper  
Figure EZJ-250

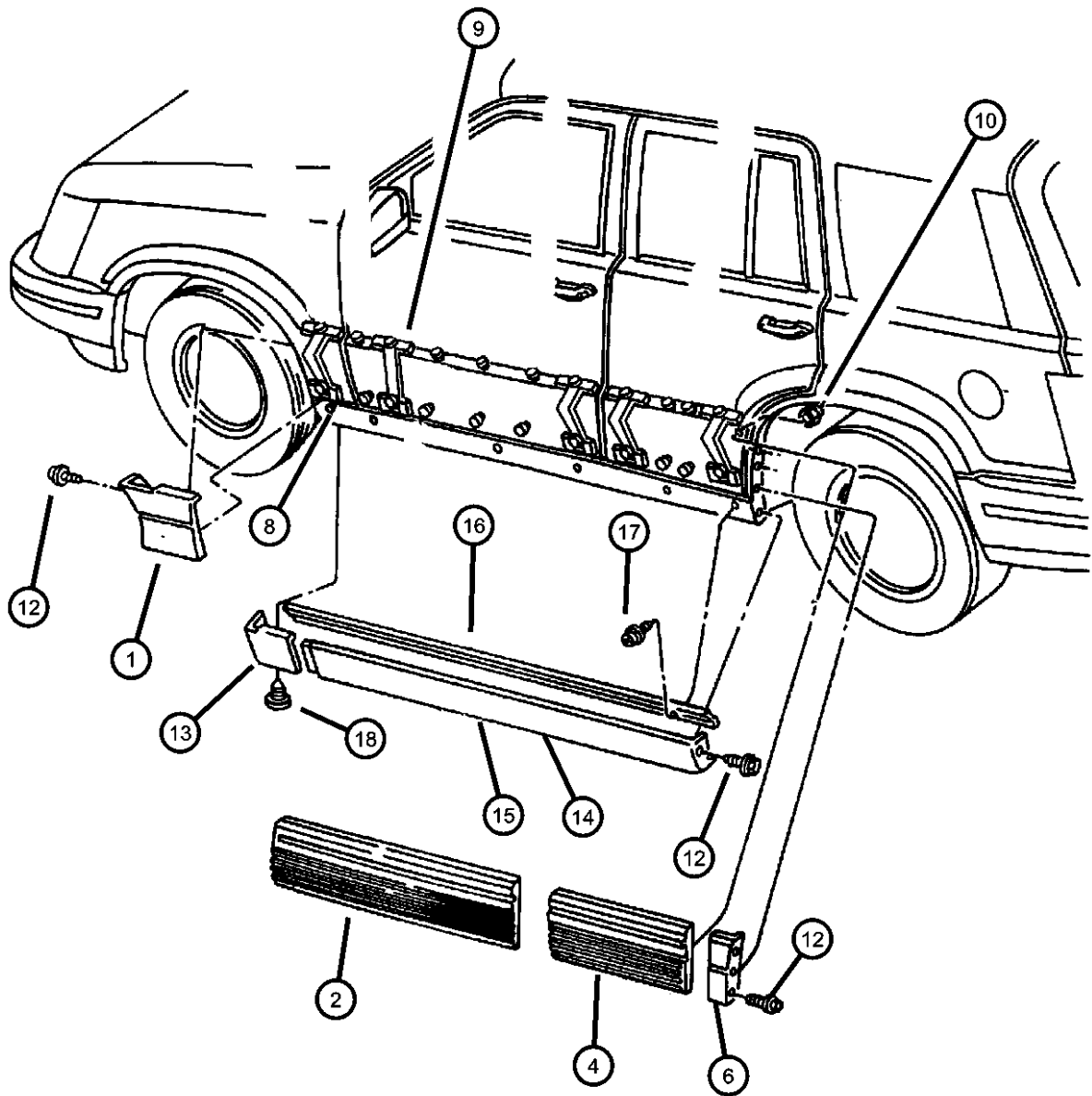
ITEM	PART NUMBER	QTY	LINE	SERIES	BODY	ENGINE	TRANS	TRIM	DESCRIPTION
------	----------------	-----	------	--------	------	--------	-------	------	-------------



1									MOLDING, Windshield Reveal
	55030364	1							Side, Right
	55030365	1							Side, Left
2	55134847	1							MOLDING, Windshield, Upper
-3	06033605	8							SCREW, Tapping, .164-18x.437, Windshield Moulding
4	06004512	6							CLIP, D Pillar Exhauster
5	55036049	2							EXHAUSTER, Quarter Panel
-6	55074988	2							HOSE, Sunroof Drain
7									APPLIQUE, D Pillar
	5FK71SEG	1							Rosewood, Left
	5FK71SFA	1							Driftwood, Left
	5FK71SG8	1							Forest Green, Left
	5FK71SJ7	1							Chargold, Left
	5FK71SR4	1							Red, Left
	5FK71SW1	1							White, Left
	5FK71SX8	1							Black, Left
	5FK71TS4	1							Bright Platinum, Left
	5FK71VAW	1							Deep Slate, Left
	5FK72SEG	1							Rosewood, Right
	5FK72SFA	1							Driftwood, Right
	5FK72SG8	1							Forest Green, Right
	5FK72SJ7	1							Moss Green, Right
	5FK72SR4	1							Red, Right
	5FK72SW1	1							White, Right
	5FK72SX8	1							Black, Right
	5FK72TS4	1							Deep Slate, Right
	5FK72VAW	1							Bright Platinum, Right

GRAND CHEROKEE (ZJ)				
SERIES	LINE	BODY	ENGINE	TRANSMISSION
L = LOWLINE	T = JEEP - 2WD J = JEEP - 4WD	74 = SPORT UTILITY 4-DR	ELF = 5.2L V8 MPI Engine EML = 5.9L V8 MPI Engine ERH = 4.0L Power Tech I-6 Engine	DGK = 4-Spd. Automatic 42RE Transmission DGT = 4-Spd. Automatic 46RE Transmission DGW = TRANSMISSION - 4-SPD. AUTOMATIC, 44RE DGO = ALL AUTOMATIC TRANSMISSIONS

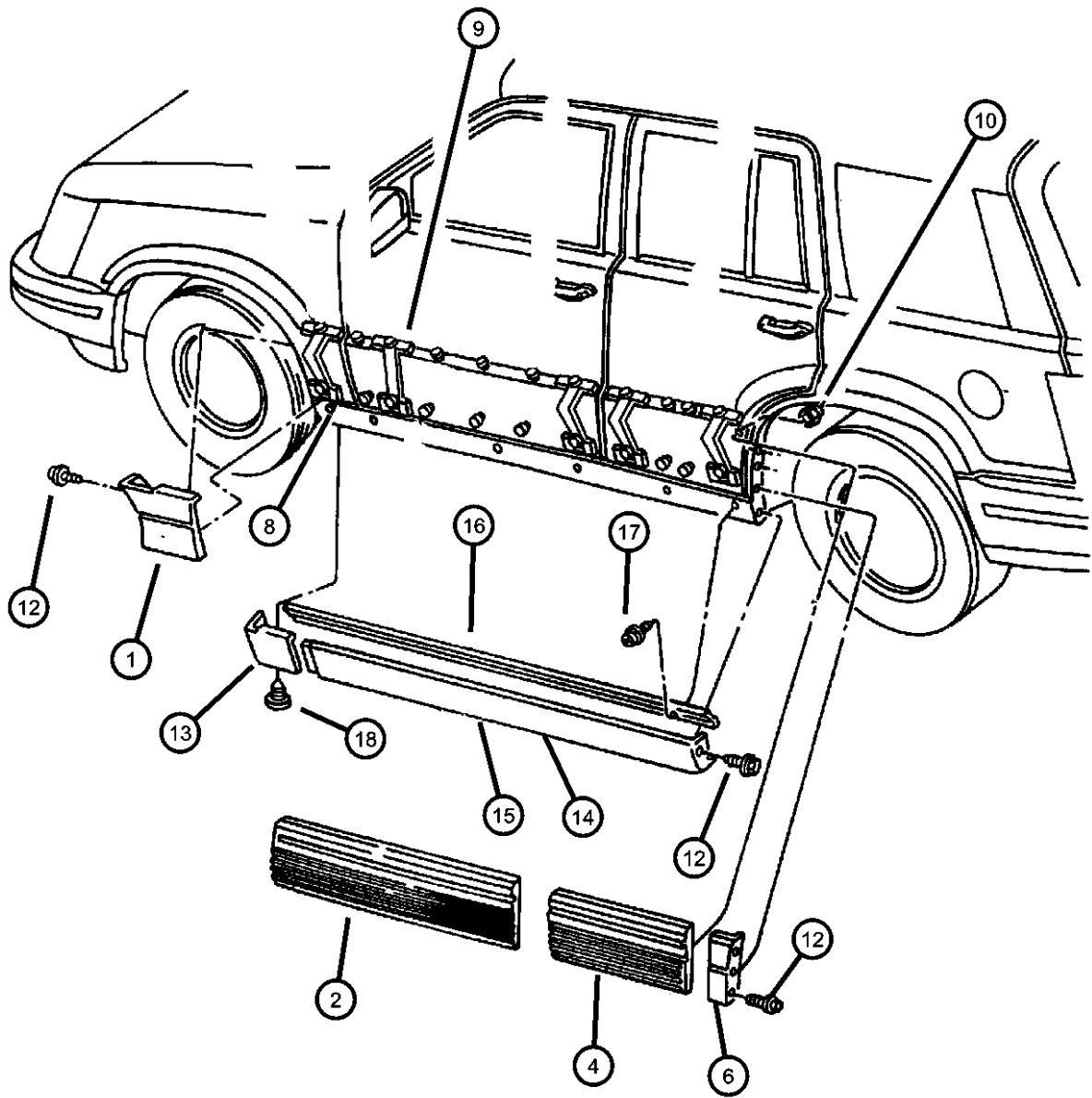
Cladding and Sill Moldings  
Figure EZJ-270



ITEM	PART NUMBER	QTY	LINE	SERIES	BODY	ENGINE	TRANS	TRIM	DESCRIPTION
1									CLADDING, Fender
	5DP62SS5	1							Laredo, [ARN] [K4A], Right
	5DP63SS5	1							Laredo, [ARN] [K4A], Left
	5DP74SW1	1							Limited [ARP],[ADZ] [K4N,K4M,K4D,K4T,K4Y,K4R,K4X,K4Z], Right
	5DP75SW1	1							Limited [ARP],[ADZ] [K4N,K4M,K4D,K4T,K4Y,K4R,K4X,K4Z], Left
	5EV80DX9AB	1							TSI [AFM], [K4Z], Right
	5EV80VF7AB	1							TSI [AFM], [K4C], Right
	5EV81DX9AB	1							TSI [AFM], [K4Z], Left
	5EV81VF7AB	1							TSI [AFM], [K4C], Left
	5FY98DX9AB	1							Laredo, [ADX] [K4Z,K4C,K4K] Paint as Req., Right
	5FY99DX9AB	1							Laredo, [ADX] [K4Z,K4C,K4K] Paint as Req., Left
2									CLADDING, Front Door
	5DP76SS5	1							Laredo, [ARN] [K4A], Right
	5DP77SS5	1							Laredo, [ARN] [K4A], Left
	5DP84SW1	1							Limited [ARP],[ADZ] [K4N,K4M,K4D,K4T,K4Y,K4R,K4X,K4Z], Right
	5DP85SW1	1							Limited [ARP],[ADZ] [K4N,K4M,K4D,K4T,K4Y,K4R,K4X,K4Z], Left
	5EV84DX9AB	1							TSI [AFM], [K4Z], Right
	5EV84VF7AB	1							TSI [AFM], [K4C], Right
	5EV85DX9AB	1							TSI [AFM], [K4Z], Left
	5EV85VF7AB	1							TSI [AFM], [K4C], Left
	5FZ00VF7AB	1							Laredo, [ADX] [K4C,K4K] Paint as Req., Right
	5FZ01VF7AB	1							Laredo, [ADX] [K4C,K4K] Paint as Req., Left
-3									TAPE, Cladding, Orvis
	5FT00HC3	1							Right
	5FT01HC3	1							Left
4									CLADDING, Rear Door
	5DP86SS5	1							Laredo, [ARN] [K4A], Right

GRAND CHEROKEE (ZJ)					
SERIES	LINE	BODY	ENGINE	TRANSMISSION	
L = LOWLINE	T = JEEP - 2WD J = JEEP - 4WD	74 = SPORT UTILITY 4-DR	ELF = 5.2L V8 MPI Engine EML = 5.9L V8 MPI Engine ERH = 4.0L Power Tech I-6 Engine	DGK = 4-Spd. Automatic 42RE Transmission DGT = 4-Spd. Automatic 46RE Transmission DGW = TRANSMISSION - 4-SPD. AUTOMATIC,44RE DGO = ALL AUTOMATIC TRANSMISSIONS	

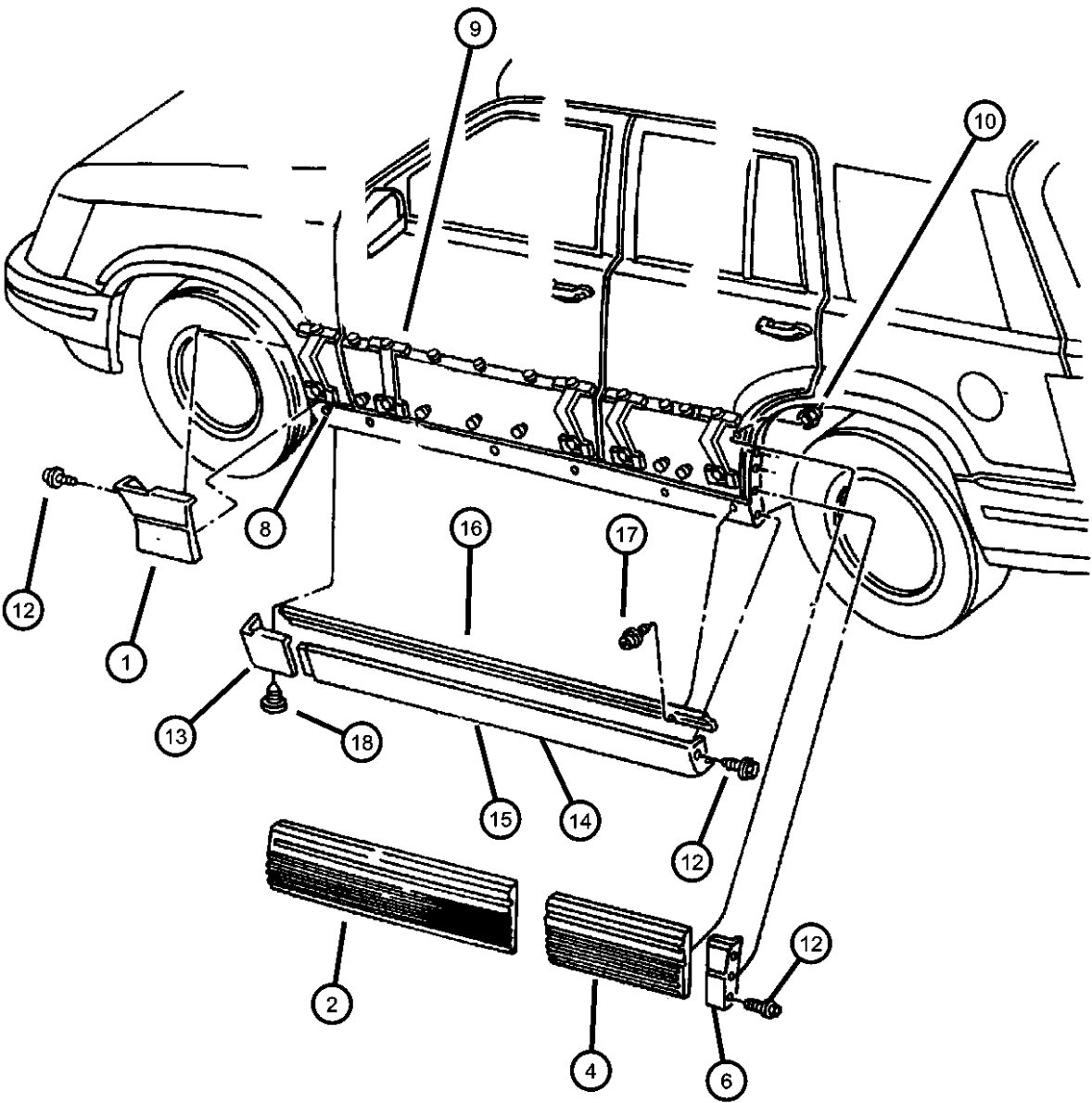
Cladding and Sill Moldings  
Figure EZJ-270



ITEM	PART NUMBER	QTY	LINE	SERIES	BODY	ENGINE	TRANS	TRIM	DESCRIPTION
	5DP87SS5	1							Laredo, [ARN] [K4A], Left
	5DP96SW1	1							Limited [ARP],[ADZ] [K4N,K4M,K4D,K4T,K4Y,K4R,K4X,K4Y] Right
	5DP97SW1	1							Limited [ARP],[ADZ] [K4N,K4M,K4D,K4T,K4Y,K4R,K4X,K4Y] Left
	5EV88VF7AB	1							TSI [AFM], [K4C], Right
	5EV89VF7AB	1							TSI [AFM], [K4C], Left
	5FY94DX9AB	1							TSI [AFM], [K4Z], Right
	5FY94VF7AB	1							Laredo, [ADX] [K4C,K4K] Paint as Req., Right
	5FY95DX9AB	1							TSI [AFM], [K4Z], Left
	5FY95VF7AB	1							Laredo, [ADX] [K4C,K4K] Paint as Req., Left
-5									TAPE, Cladding, Orvis
	5FT06HC3	1							Right
	5FT07HC3	1							Left
6									CLADDING, Quarter Panel
	5DP98SS5	1							Laredo, [ARN] [K4A], Right
	5DP99SS5	1							Laredo, [ARN] [K4A], Left
	5DR22SW1	1							Limited, [ARP],[ADZ] [K4N,K4M,K4D,K4T,K4Y,K4R,K4X,K4Y] Right
	5DR23SW1	1							Limited, [ARP],[ADZ] [K4N,K4M,K4D,K4T,K4Y,K4R,K4X,K4Y] Left
	5EV95VF7AB	1							TSI, [AFM] [K4C], Left
	5FZ06VF7AB	1							Laredo, [ADX] [K4C,K4K] Paint as Req., Right
	5FZ07VF7AB	1							Laredo, [ADX] [K4C,K4K] Paint as Req., Left
	5EV94VF7AB	1							TSI, [AFM] [K4C], Right
-7									TAPE, Cladding, Orvis
	5FT08HC3	1							Right
	5FT09HC3	1							Left
8									RETAINER, Cladding
	55294782	5							Right

GRAND CHEROKEE (ZJ)		BODY		ENGINE	TRANSMISSION
SERIES	LINE				
L = LOWLINE	T = JEEP - 2WD J = JEEP - 4WD	74 = SPORT UTILITY 4-DR		ELF = 5.2L V8 MPI Engine EML = 5.9L V8 MPI Engine ERH = 4.0L Power Tech I-6 Engine	DGK = 4-Spd. Automatic 42RE Transmission DGT = 4-Spd. Automatic 46RE Transmission DGW = TRANSMISSION - 4-SPD. AUTOMATIC,44RE DGO = ALL AUTOMATIC TRANSMISSIONS

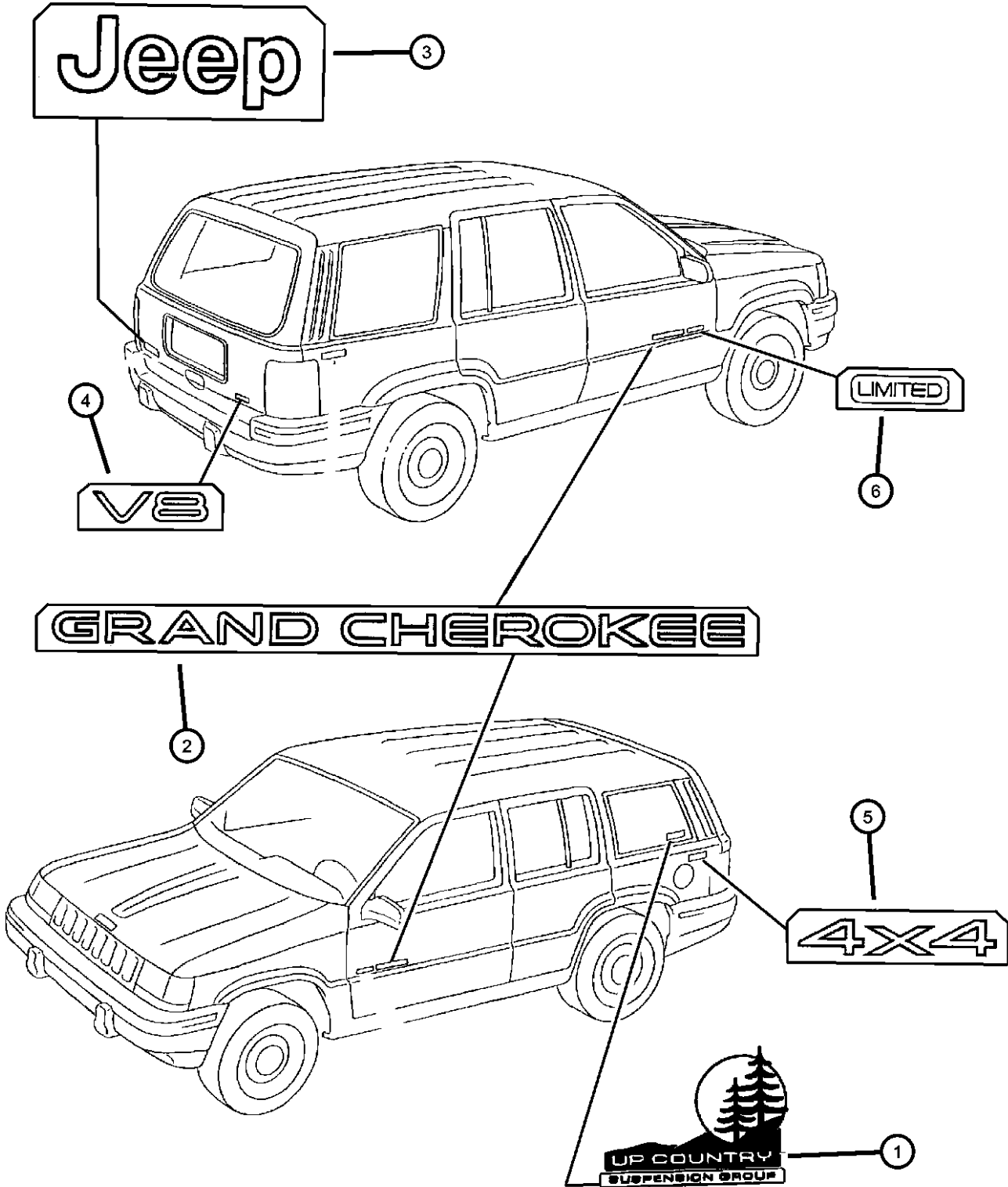
Cladding and Sill Moldings  
Figure EZJ-270



ITEM	PART NUMBER	QTY	LINE	SERIES	BODY	ENGINE	TRANS	TRIM	DESCRIPTION
	55294783	5							Left
9	55294777	12							RETAINER, Cladding
10	06502872	2							NUT, Rear Door Moulding, M4x0.7
-11	06502872	2							STUD, [Order Repair Package 4293616], (NOT SERVICED)
12	06502872	2							SCREW, (NOT SERVICED)
13									MOLDING, Side Sill
	05015323AA	1							[ARV] Paint as Req., Left
	5CJ46LS5	1							Laredo [ARN] [K5A], Right
	5CJ47LS5	1							Laredo [ARN] [K5A], Left
	5FF10DX9AB	1							[ADX] [AFM], [K5Z], Right
	5FF10VF7AB	1							[ADX] [AFM], [K5C], Right
	5FF11DX9AB	1							[ADX] [AFM], [K5Z], Left
	5FF11VF7AB	1							[ADX] [AFM], [K5C], Left
	05015322AA	1							[ARV] Paint as Req., Right
14									MOLDING, Side Sill
	5FF12DX9AB	1							[ADX] [AFM], [K5Z], Right
	5FF12VF7AB	1							[ADX] [AFM], [K5C], Right
	5FF13DX9AB	1							[ADX] [AFM], [K5Z], Left
	5FF13VF7AB	1							[ADX] [AFM], [K5C], Left
	05018768AA	1							[ARV] Paint as Req., Right
	05018769AA	1							[ARV] Paint as Req., Left
15									MOLDING, Sill Cover
	5DS13MS5	1							Laredo [ARN] [K5A], Left
	5DS12MS5	1							Laredo [ARN] [K5A], Right
16									RAIL, Sill Molding Hanger
	55294836	1							[K5], Right
	55294837	1							[K5], Left
17	55294837	1							SCREW, (NOT SERVICED),
18	5BB14LS5	10							RETAINER, Push In Type M6.3 Hole

GRAND CHEROKEE (ZJ)		BODY		ENGINE	TRANSMISSION
SERIES	LINE				
L = LOWLINE	T = JEEP - 2WD J = JEEP - 4WD	74 = SPORT UTILITY 4-DR		ELF = 5.2L V8 MPI Engine EML = 5.9L V8 MPI Engine ERH = 4.0L Power Tech I-6 Engine	DGK = 4-Spd. Automatic 42RE Transmission DGT = 4-Spd. Automatic 46RE Transmission DGW = TRANSMISSION - 4-SPD. AUTOMATIC, 44RE DGO = ALL AUTOMATIC TRANSMISSIONS

Decals  
Figure EZJ-360

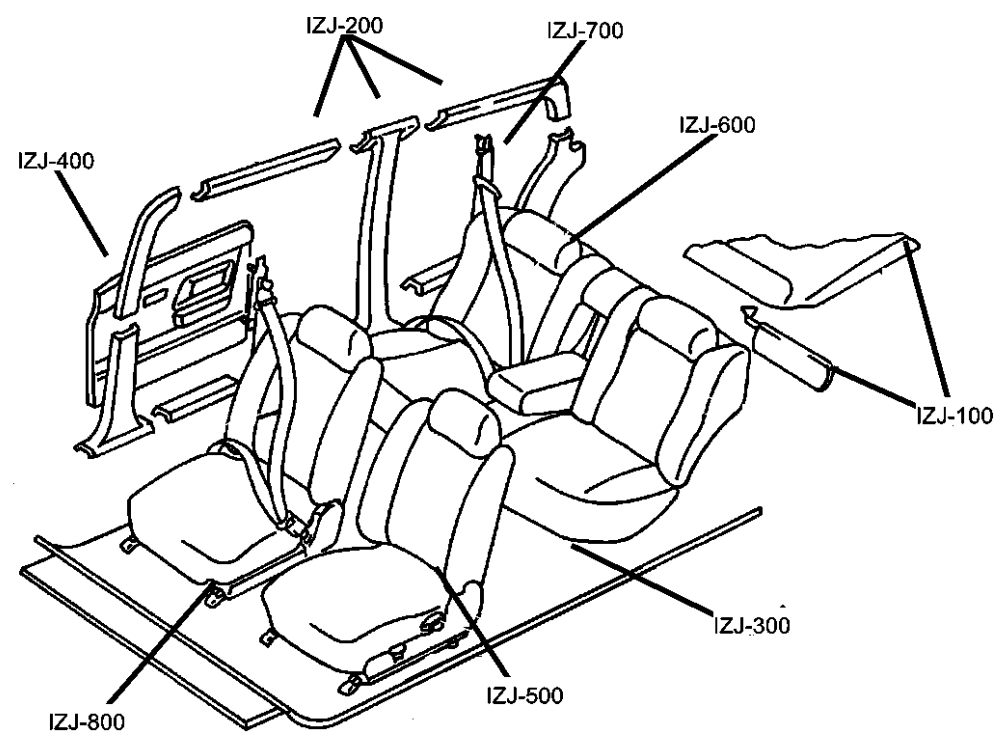


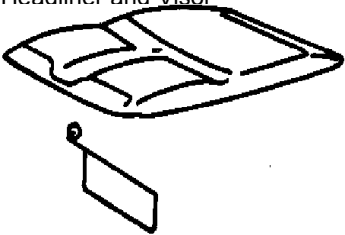
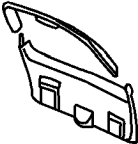

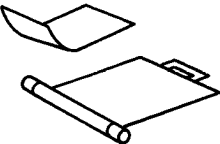
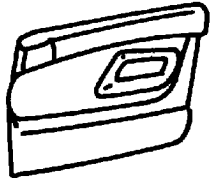

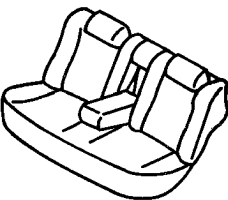
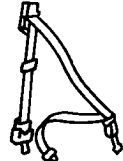
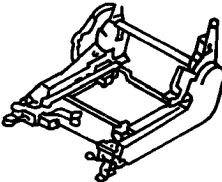
ITEM	PART NUMBER	QTY	LINE	SERIES	BODY	ENGINE	TRANS	TRIM	DESCRIPTION
NOTE: Stripes are painted									
1	5DL32MXW	1							DECAL, Country, "Up Country Suspension" ***
2									NAMEPLATE, Grand Cherokee
	5EN80SA1	2							Silver
	5EN80SY1	2							Sand
3									NAMEPLATE, Jeep
	5EM87SA1	2							Silver
	5EM87SY1	2							Sand
4									NAMEPLATE
	5EN78SA1	1							Silver
	5EN78SY1	1							Sand
5									DECAL, 4x4
	5EM89SA1	2							Silver
	5EM89SY1	2							Sand
6									DIMENSIONAL GRAPHIC
	5EM91SA1	2							Silver
	5EM91SY1	2							Sand
-7	5EN82HC3	2							NAMEPLATE, TSI
-8	5EM93SJYAB	2							NAMEPLATE, ORVIS, ORVIS

GRAND CHEROKEE (ZJ)		BODY		ENGINE	TRANSMISSION
SERIES	LINE				
L = LOWLINE	T = JEEP - 2WD J = JEEP - 4WD	74 = SPORT UTILITY 4-DR		ELF = 5.2L V8 MPI Engine EML = 5.9L V8 MPI Engine ERH = 4.0L Power Tech I-6 Engine	DGK = 4-Spd. Automatic 42RE Transmission DGT = 4-Spd. Automatic 46RE Transmission DGW = TRANSMISSION - 4-SPD. AUTOMATIC, 44RE DGO = ALL AUTOMATIC TRANSMISSIONS

# Group - IZJ

## Interior Trim



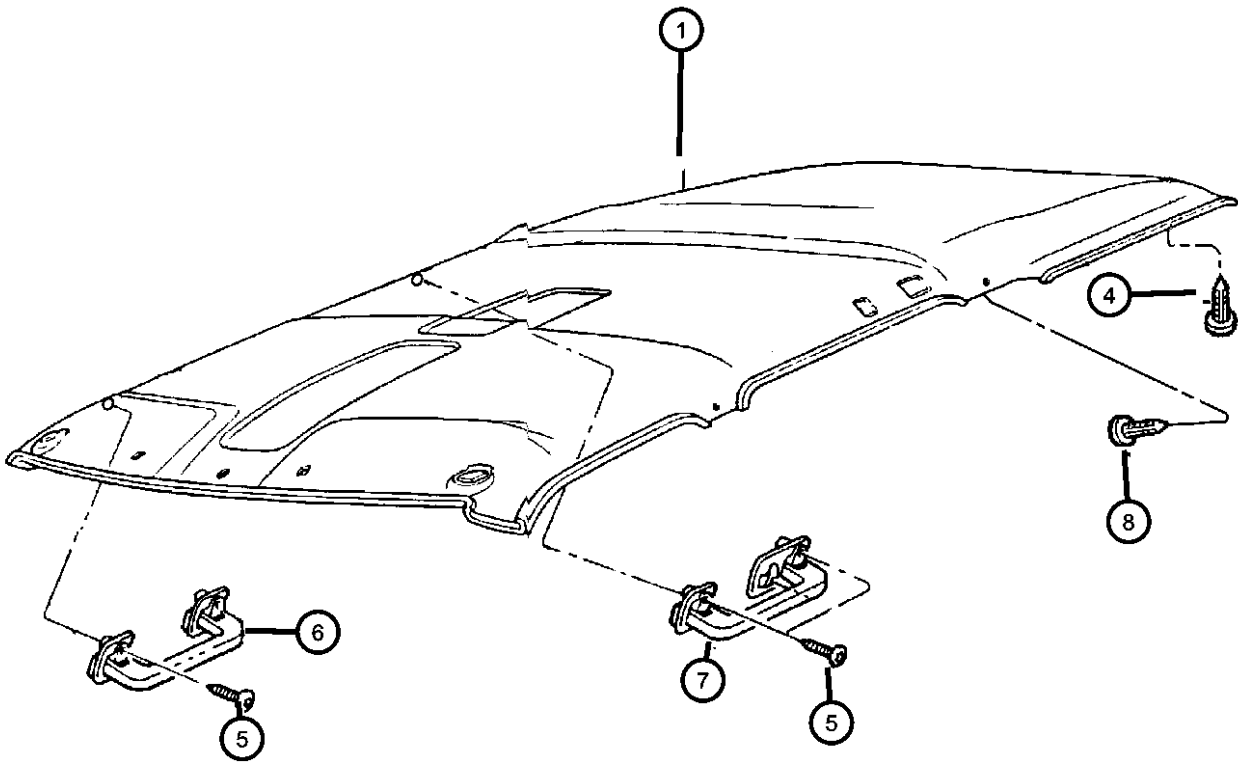
<b>IZJ-100</b> Headliner and Visor 	<b>IZJ-1000</b> Lift Gate Trim 	<b>IZJ-200</b> Panel-Mouldings, Scuff Plates 	<b>IZJ-300</b> Carpet 
<b>IZJ-400</b> Door Trim Panels, Front and Rear 	<b>IZJ-500</b> Front Seats and Attaching Parts 	<b>IZJ-600</b> Rear Seats and Attaching Parts 	<b>IZJ-700</b> Seat Belts-Front and Rear 
<b>IZJ-800</b> Adjusters, Covers, Shields and Risers 			



Group - IZJ Interior Trim

Illustration Title	Group-Fig. No.
<b>Headliner and Visor</b>	
Headliner And Assist Handles.....	Fig. IZJ - 110
Sunvisors .....	Fig. IZJ - 120
<b>Panel-Mouldings, Scuff Plates</b>	
Interior Trim Panels And Garnish Mouldings.....	Fig. IZJ - 210
<b>Carpet</b>	
Carpet.....	Fig. IZJ - 310
Insulation.....	Fig. IZJ - 320
Cargo Cover And Cargo Loops .....	Fig. IZJ - 330
<b>Door Trim Panels, Front and Rear</b>	
Panels, Door Trim.....	Fig. IZJ - 410
<b>Front Seats and Attaching Parts</b>	
Front Seat, Trim Code [CL].....	Fig. IZJ - 510
Front Seat, Trim Code [EL].....	Fig. IZJ - 520
Front Seat, Trim Code [F5] .....	Fig. IZJ - 530
Front Seat, Trim Codes [FL, GL, ML].....	Fig. IZJ - 540
<b>Rear Seats and Attaching Parts</b>	
Rear Seat.....	Fig. IZJ - 610
<b>Seat Belts-Front and Rear</b>	
Seat Belts, Front Seat .....	Fig. IZJ - 710
Seat Belts, Rear Seat.....	Fig. IZJ - 720
<b>Adjusters, Covers, Shields and Risers</b>	
Recliner And Seat Track, Front Seat .....	Fig. IZJ - 810
<b>Lift Gate Trim</b>	
Panels, Liftgate and Scuff Plate.....	Fig. IZJ - 1010

Headliner And Assist Handles  
Figure IZJ-110

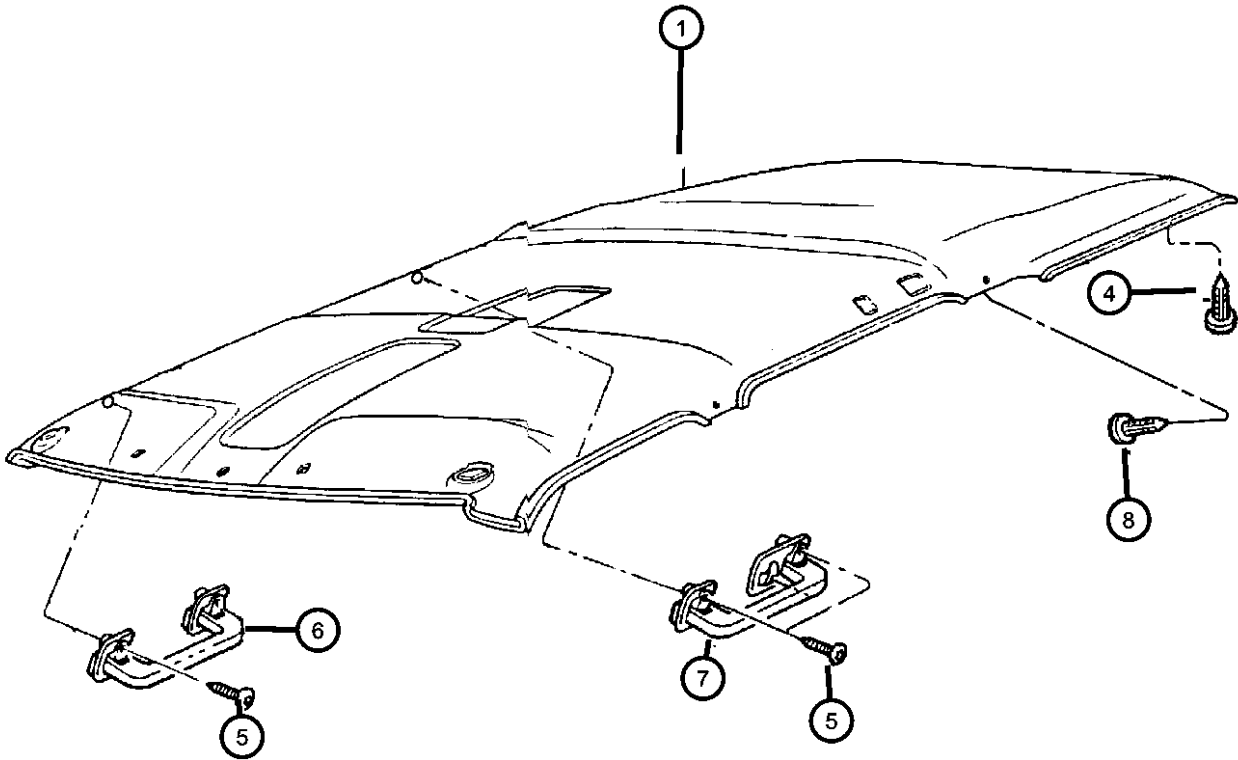


ITEM	PART NUMBER	QTY	LINE	SERIES	BODY	ENGINE	TRANS	TRIM	DESCRIPTION
Sales Code [RCM] = With roof mounted sound bar.									
1	5EA43SC1	1						*O0	HEADLINER Without Overhead Console, Without Sunroof, [AZ, C3]
	5EA43ST6	1						*O0	Without Overhead Console, Without Sunroof, [T6]
	5EC44SC1	1						*O0	With Overhead Console, [AZ, C3]
	5EC44ST6	1						*O0	With Overhead Console, [T6, T.J]
	5FJ79LAZAB	1						*O0	With Sunroof and Sound Bar, [AZ]
	5GG09LAZAA	1						*O0	With Sunroof, Mini Console and Sound Bar, [RCM], [AZ]
	5GG17RC1AA	1						*O0	With Sunroof and Mini Console Without Sound Bar [RCM], [AZ, C3]
	5GG17RT6AA	1						*O0	With Sunroof and Mini Console Without Sound Bar [RCM], [T6]
-2	5EJ60SAZ	1						*O0	WELT, Headliner [AZ]
	5EJ60SC1	1						*O0	[C3]
	5EJ60ST6	1						*O0	[T6]
-3	5EM70SAZ	1						*O0	RETAINER, Sunroof Welt, Quartz [AZ]
	5EM70SC1	1						*O0	[C3]
	5EM70ST6	1						*O0	[T6]
4	0H452SAZ	2						*O0	FASTENER, Headliner, M31.70 Hole [AZ]
	0H452SC1	2						*O0	[C3]
	0H452ST6	2						*O0	[T6]
5	06035691	2							SCREW, Self Taping, M4x12, Assist Handle
6	5DG02SAZ	1						*O0	HANDLE, Grab [AZ], Limited
	5DG02SC1	1						*O0	[AZ, C3], Laredo
	5DG02ST6	1						*O0	[TG, T6], Laredo
7									HANDLE, Grab

GRAND CHEROKEE (ZJ)		BODY		ENGINE	TRANSMISSION
SERIES	LINE				
L = LOWLINE	T = JEEP - 2WD J = JEEP - 4WD	74 = SPORT UTILITY 4-DR		ELF = 5.2L V8 MPI Engine EML = 5.9L V8 MPI Engine ERH = 4.0L Power Tech I-6 Engine	DGK = 4-Spd. Automatic 42RE Transmission DGT = 4-Spd. Automatic 46RE Transmission DGW = TRANSMISSION - 4-SPD. AUTOMATIC, 44RE DGO = ALL AUTOMATIC TRANSMISSIONS

AR = use ase required - = Non illustrated part

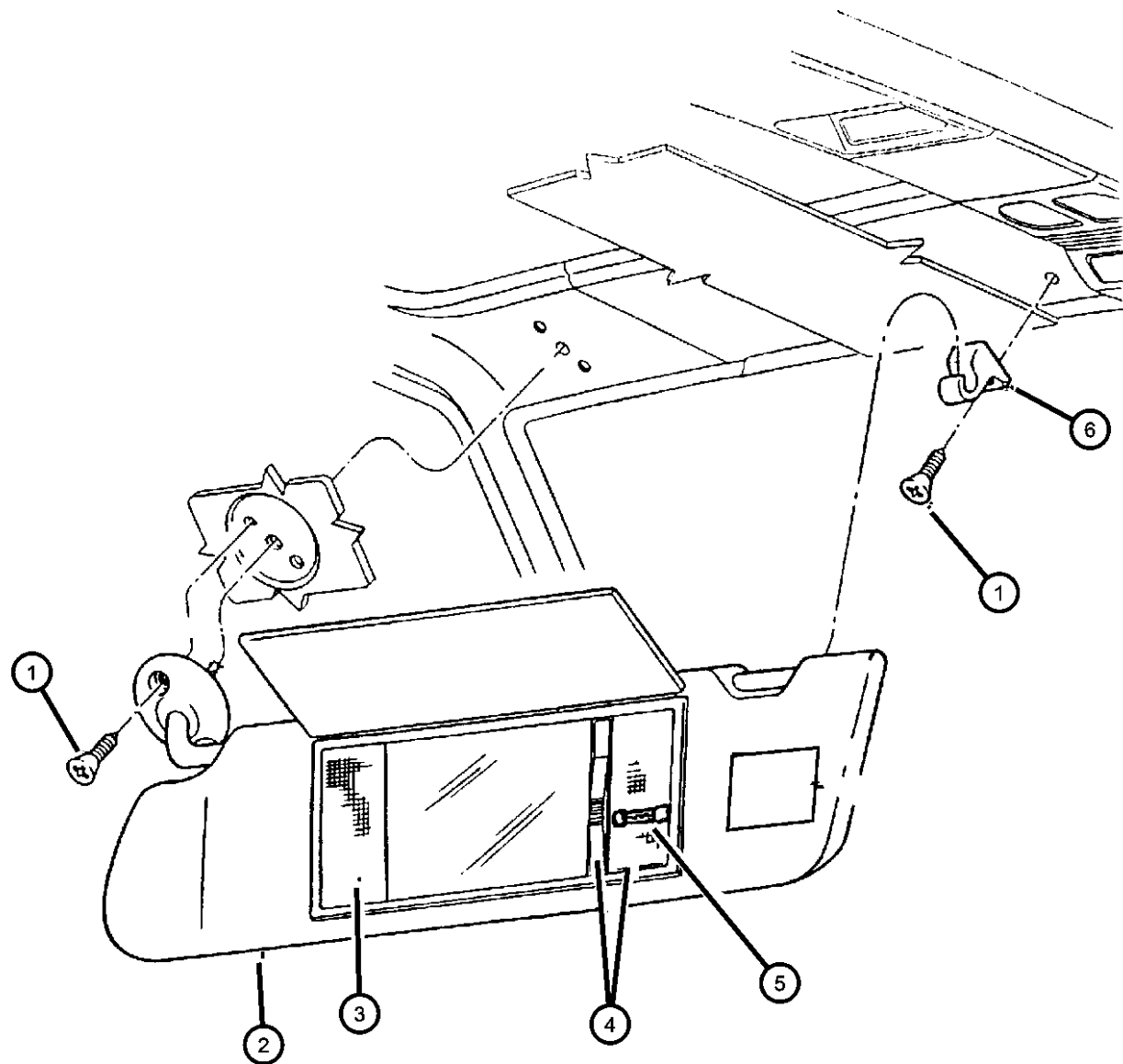
Headliner And Assist Handles  
Figure IZJ-110



ITEM	PART NUMBER	QTY	LINE	SERIES	BODY	ENGINE	TRANS	TRIM	DESCRIPTION
	5ES14SAZ	1						*O0	[AZ], Limited, Right
	5ES14SC1	1						*O0	[AZ, C3], Laredo, Right
	5ES14ST6	1						*O0	[TG, T6], Laredo, Right
	5ES15SAZ	1						*O0	[AZ], Limited, Left
	5ES15SC1	1						*O0	[AZ, C3], Laredo, Left
	5ES15ST6	1						*O0	[TG, T6], Laredo, Left
8	06030441	2							PIN, Retainer, Push-In Fins,.250x.900

GRAND CHEROKEE (ZJ)					
SERIES	LINE	BODY	ENGINE	TRANSMISSION	
L = LOWLINE	T = JEEP - 2WD J = JEEP - 4WD	74 = SPORT UTILITY 4-DR	ELF = 5.2L V8 MPI Engine EML = 5.9L V8 MPI Engine ERH = 4.0L Power Tech I-6 Engine	DGK = 4-Spd. Automatic 42RE Transmission DGT = 4-Spd. Automatic 46RE Transmission DGW = TRANSMISSION - 4-SPD. AUTOMATIC,44RE DGO = ALL AUTOMATIC TRANSMISSIONS	

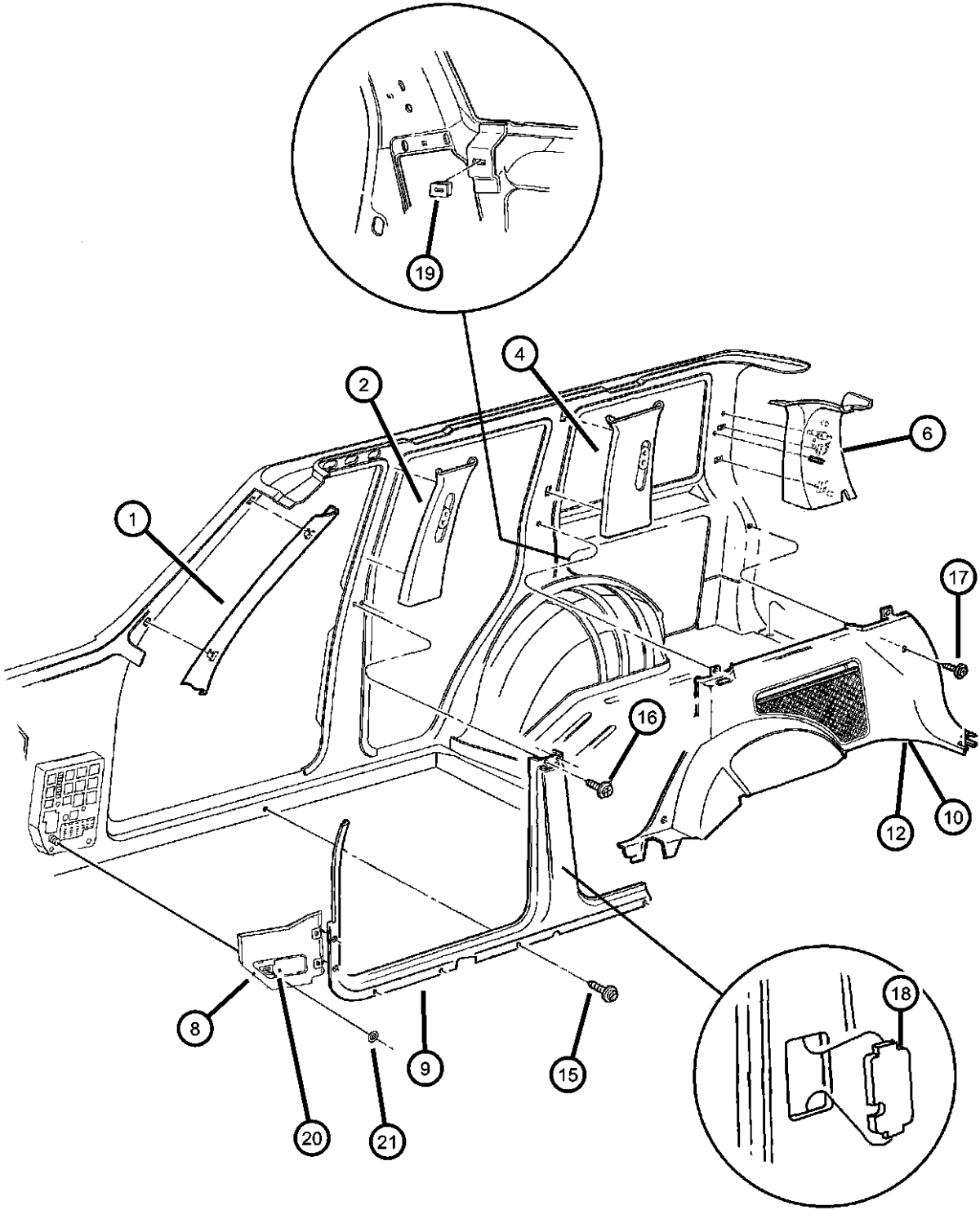
Sunvisors  
Figure IZJ-120



ITEM	PART NUMBER	QTY	LINE	SERIES	BODY	ENGINE	TRANS	TRIM	DESCRIPTION
1	06035691	2							SCREW, Self Taping, M4x12
2									VISOR, Illuminated
	5FC44LAZAB	1						*O0	Extended, [AZ], Right
	5FC44RC1AB	1						*O0	Extended, [C3], Right
	5FC44RT6AB	1						*O0	Extended, [T6], Right
	5FC73RC1AB	1						*O0	Lighted, [AZ, C3], Right
	5FC73RT6AB	1						*O0	Lighted, [T6], Right
	5FK65RC1AB	1						*O0	Lighted, [AZ, C3], Left
	5FK65RT6AB	1						*O0	Lighted, [T6], Left
	5FK66LAZAB	1						*O0	Extended, With Garage Door Opener, [AZ], Left
	5FK66RC1AB	1						*O0	Extended, With Garage Door Opener, [C3], Left
	5FK66RT6AB	1						*O0	Extended, With Garage Door Opener, [T6], Left
3	04620137	1						*O0	LENS, Illuminated VisorRight
4	04620136	1						*O0	LENS, Illuminated Visor, With Button
5	06501966	2						*O0	BULB, 74
6									BRACKET, Sunvisor
	5EZ92SC1	1						*O0	[C3], Also Serviced in Sunvisor
	5EZ92ST6	1						*O0	[T6], Also Serviced in Sunvisor
	5EZ92TAZ	1						*O0	[AZ], Also Serviced in Sunvisor
-7	52008712	1							LABEL, Anti-lock Brake Operation

GRAND CHEROKEE (ZJ)				
SERIES	LINE	BODY	ENGINE	TRANSMISSION
L = LOWLINE	T = JEEP - 2WD J = JEEP - 4WD	74 = SPORT UTILITY 4-DR	ELF = 5.2L V8 MPI Engine EML = 5.9L V8 MPI Engine ERH = 4.0L Power Tech I-6 Engine	DGK = 4-Spd. Automatic 42RE Transmission DGT = 4-Spd. Automatic 46RE Transmission DGW = TRANSMISSION - 4-SPD. AUTOMATIC, 44RE DGO = ALL AUTOMATIC TRANSMISSIONS

Interior Trim Panels And Garnish Mouldings  
Figure IZJ-210



ITEM	PART NUMBER	QTY	LINE	SERIES	BODY	ENGINE	TRANS	TRIM	DESCRIPTION
------	-------------	-----	------	--------	------	--------	-------	------	-------------

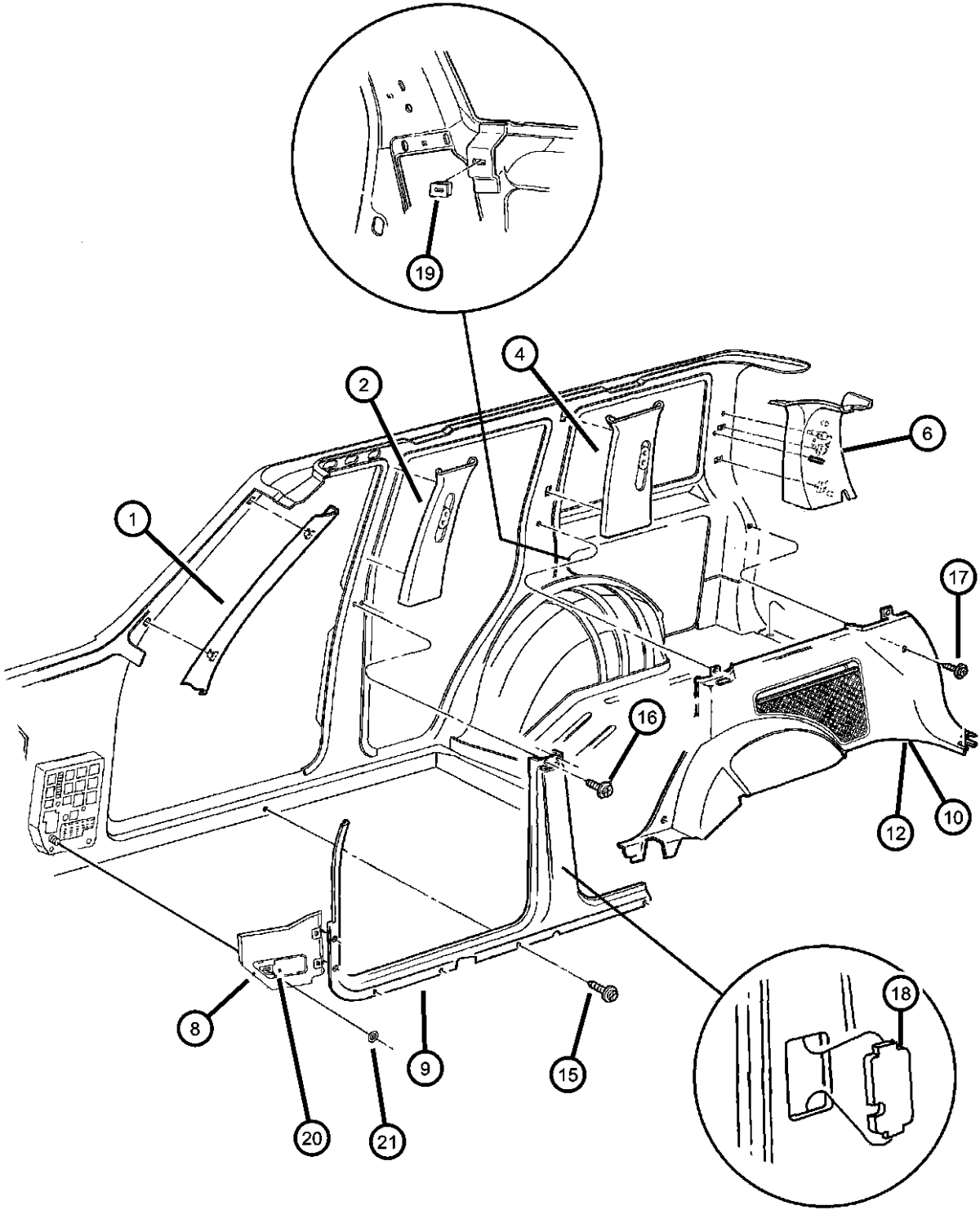
NOTE: The left quarter trim panel includes the fuel filler remote access door and spare tire standoff.

1									MOLDING, Windshield Garnish, Includes Clips
	5FC58SAZ	1						*O0	[AZ], Right
	5FC58SC8	1						*O0	[C3], Right
	5FC58VT9	1						*O0	[T6], Right
	5FC59SAZ	1						*O0	[AZ], Left
	5FC59SC8	1						*O0	[C3], Left
	5FC59VT9	1						*O0	[T6], Left
2									PANEL, B Pillar Upper Trim, Includes Adjuster
	5FM54SAZ	1						*O0	[AZ], Right
	5FM54SC1	1						*O0	[C3], Right
	5FM54ST6	1						*O0	[T6], Right
	5FM55SAZ	1						*O0	[AZ], Left
	5FM55SC1	1						*O0	[C3], Left
	5FM55ST6	1						*O0	[T6], Left
-3									ADJUSTER, Seat Belt Turning Loop
	5DU36SAZ	1						*O0	[AZ]
	5DU36SC1	1						*O0	[C3]
	5DU36ST6	1						*O0	[T6]
4									PANEL, C Pillar, Includes Adjuster
	5FM56LAZAB	1						*O0	[AZ], Right
	5FM56RC1AB	1						*O0	[C3], Right
	5FM56RT6AB	1						*O0	[T6], Right
	5FM57LAZAB	1						*O0	[AZ], Left
	5FM57RC1AB	1						*O0	[C3]
	5FM57RT6AB	1						*O0	[T6]
-5									ADJUSTER, Seat Belt Turning Loop
	5DU36SAZ	1						*O0	[AZ]
	5DU36SC1	1						*O0	[C3]
	5DU36ST6	1						*O0	[T6]
6									PANEL, D Pillar Trim

GRAND CHEROKEE (ZJ)					
SERIES	LINE				
L = LOWLINE	T = JEEP - 2WD J = JEEP - 4WD	BODY	ENGINE	TRANSMISSION	
		74 = SPORT UTILITY 4-DR	ELF = 5.2L V8 MPI Engine EML = 5.9L V8 MPI Engine ERH = 4.0L Power Tech I-6 Engine	DGK = 4-Spd. Automatic 42RE Transmission DGT = 4-Spd. Automatic 46RE Transmission DGW = TRANSMISSION - 4-SPD. AUTOMATIC, 44RE DGO = ALL AUTOMATIC TRANSMISSIONS	

AR = use ase required - = Non illustrated part

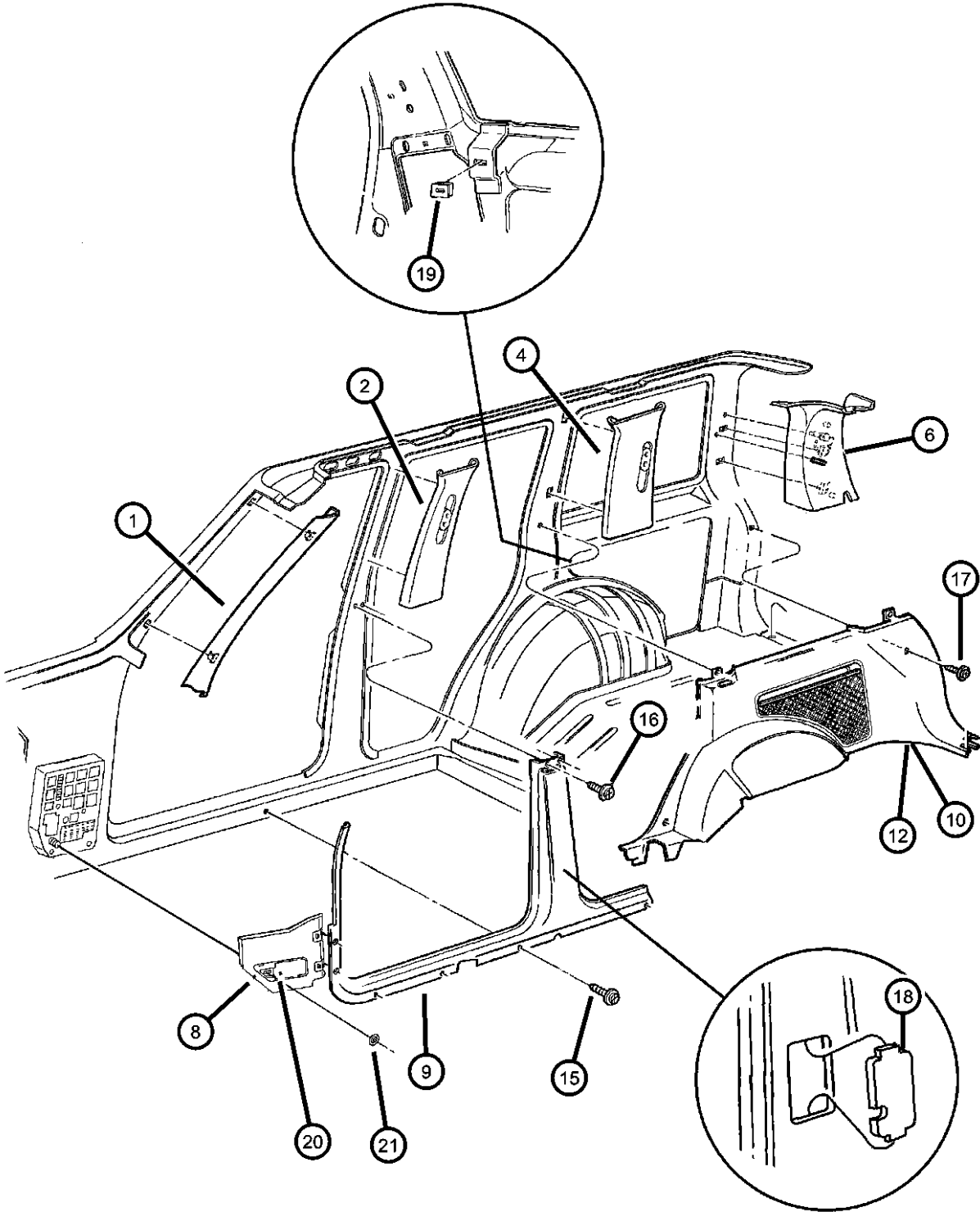
Interior Trim Panels And Garnish Mouldings  
Figure IZJ-210



ITEM	PART NUMBER	QTY	LINE	SERIES	BODY	ENGINE	TRANS	TRIM	DESCRIPTION
	5FM36SAZ	1						*O0	[AZ], Right
	5FM36SC3	1						*O0	[C3], Right
	5FM36ST6	1						*O0	[T6], Right
	5FM37SAZ	1						*O0	[AZ], Left
	5FM37SC3	1						*O0	[C3], Left
	5FM37ST6	1						*O0	[T6], Left
-7									INSULATION, D Pillar Trim Panel
	55033368	1						*O0	Right
	55033369	1						*O0	Left
8									PANEL, Cowl
	0QQ31SAZ	1						*O0	[AZ], Right
	0QQ31SC3	1						*O0	[C3], Right
	0QQ31ST6	1						*O0	[T6], Right
	0QQ33SAZ	1						*O0	[AZ], Left
	0QQ33SC3	1						*O0	[C3], Left
	0QQ33ST6	1						*O0	[T6], Left
9									PANEL, B Pillar Lower Trim
	5FM24SAZ	1						*O0	[AZ], Right
	5FM24SC3	1						*O0	[C3], Right
	5FM24ST6	1						*O0	[T6], Right
	5FM25SAZ	1						*O0	[AZ], Left
	5FM25SC3	1						*O0	[C3], Left
	5FM25ST6	1						*O0	[T6], Left
10									PANEL, Quarter Trim, Includes Carpet, Seatbelt Stowage Retainer, Cargo Cover Mounting Brackets and Insulation
	5FN811T9	1						*O0	[T6], Left
	5FN81LAZ	1						*O0	[AZ], Left
	5FN81RC3	1						*O0	[C3], Left
-11									DOOR, Fuel Fill
	5FB52SAZ	1						*O0	[AZ]
	5FB52SC3	1						*O0	[C3]

GRAND CHEROKEE (ZJ)		BODY		ENGINE	TRANSMISSION
SERIES	LINE				
L = LOWLINE	T = JEEP - 2WD	74 = SPORT UTILITY 4-DR		ELF = 5.2L V8 MPI Engine	DGK = 4-Spd. Automatic 42RE
	J = JEEP - 4WD			EML = 5.9L V8 MPI Engine	Transmission
				ERH = 4.0L Power Tech I-6 Engine	DGT = 4-Spd. Automatic 46RE
					Transmission
					DGW = TRANSMISSION - 4-SPD. AUTOMATIC, 44RE
					DGO = ALL AUTOMATIC TRANSMISSIONS

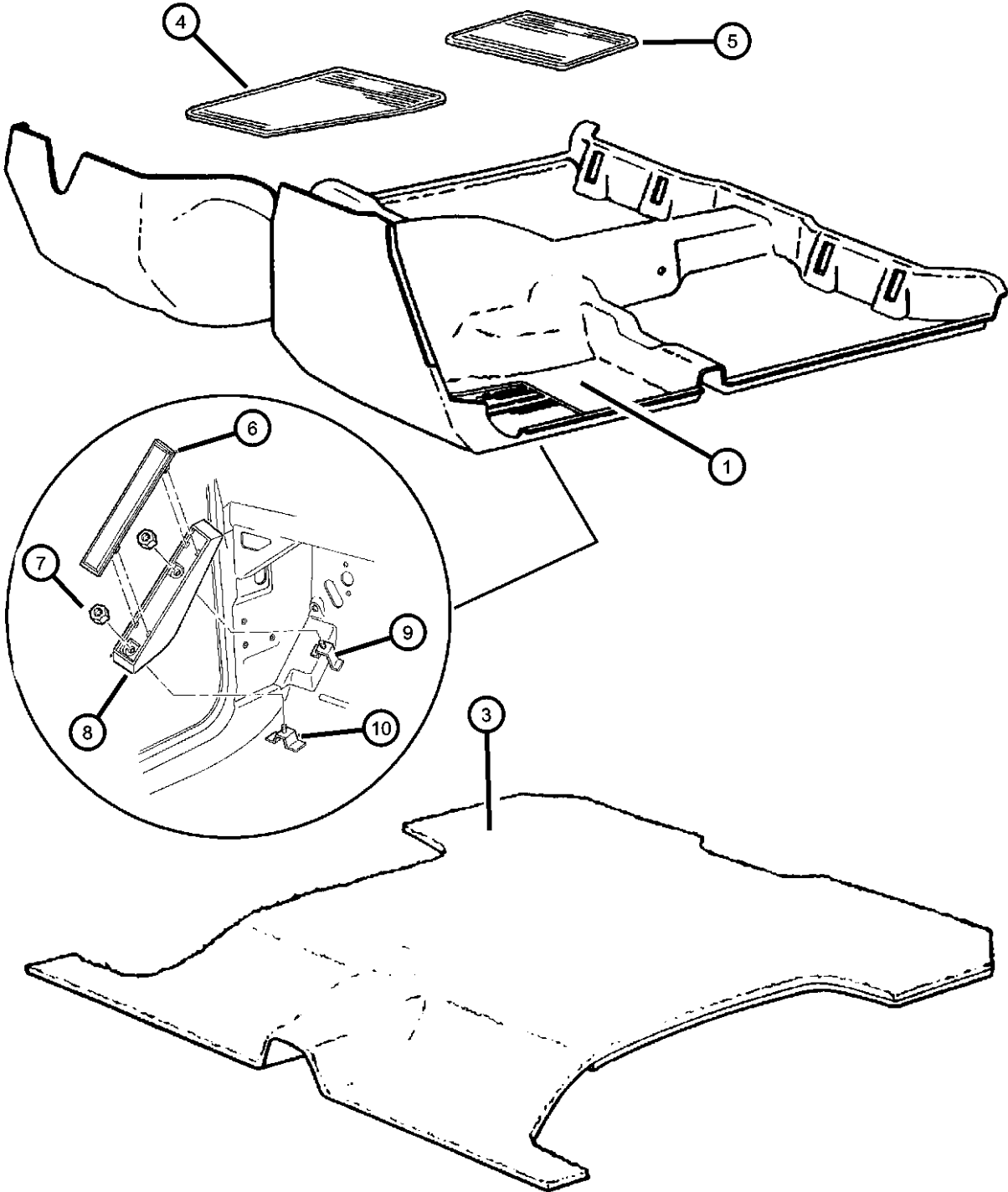
Interior Trim Panels And Garnish Mouldings  
Figure IZJ-210



ITEM	PART NUMBER	QTY	LINE	SERIES	BODY	ENGINE	TRANS	TRIM	DESCRIPTION
12	5FB52ST6	1						*O0 [T6]	PANEL, Quarter Trim, Includes Carpet, Seatbelt Stowage Retainer, Cargo Cover Mounting Brackets and Insulation
	5FN731AZ	1						*O0 [AZ], Right	
	5FN731C3	1						*O0 [C3], Right	
	5FN731T9	1						*O0 [T6], Right	
-13	5DG18SAZ	1						*O0 [AZ]	RETAINER, Seat belt stowage, Also Included in Quarter Trim Panel
	5DG18SC3	1						*O0 [C3]	
	5DG18ST6	1						*O0 [T6]	
	06032976	1						*O0 RIVET, .125 Grip .12/.30	
15	06032976	1							SCREW, .164-18X.925, (NOT SERVICED)
16	06032723	4							SCREW, Self Tapping, M4.2x1.69x19.05
17	06035369	2							SCREW, Piercing, .164-15x1.25
18	06035369	2							PLUG, B Pillar Wire Harness Cover, (NOT SERVICED)
19	06035773	4							NUT, Trim to Cargo Cover Mounting Bracket
20	5FF79SAZ	1						*O0 [AZ]	PANEL, Fuse Box Access
	5FF79SC3	1						*O0 [C3]	
	5FF79ST6	1						*O0 [T6]	
	J4005955	1							NUT, Push-On

GRAND CHEROKEE (ZJ)				
SERIES	LINE	BODY	ENGINE	TRANSMISSION
L = LOWLINE	T = JEEP - 2WD J = JEEP - 4WD	74 = SPORT UTILITY 4-DR	ELF = 5.2L V8 MPI Engine EML = 5.9L V8 MPI Engine ERH = 4.0L Power Tech I-6 Engine	DGK = 4-Spd. Automatic 42RE Transmission DGT = 4-Spd. Automatic 46RE Transmission DGW = TRANSMISSION - 4-SPD. AUTOMATIC, 44RE DGO = ALL AUTOMATIC TRANSMISSIONS

Carpet  
Figure IZJ-310



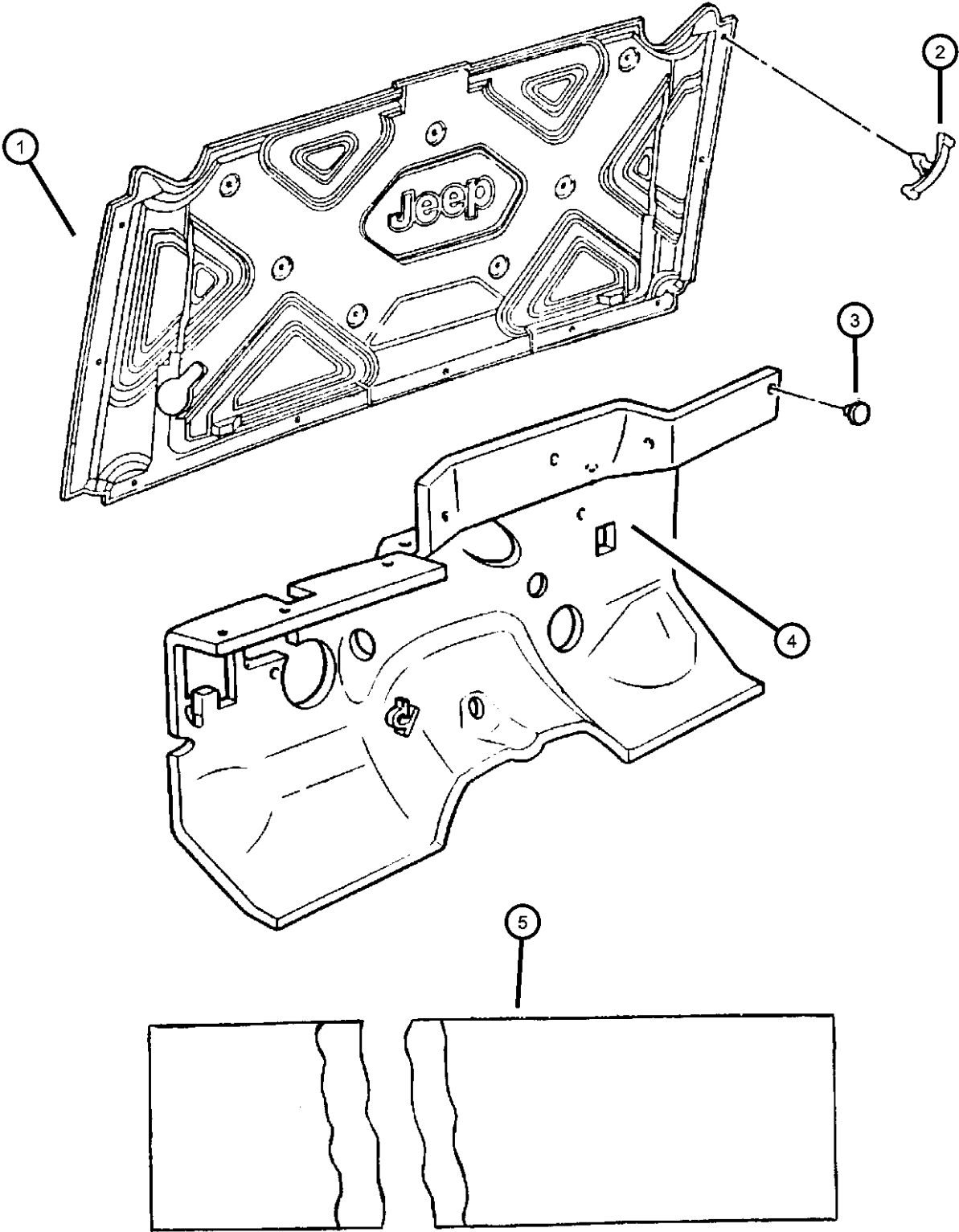
ITEM	PART NUMBER	QTY	LINE	SERIES	BODY	ENGINE	TRANS	TRIM	DESCRIPTION
1	5EY56LAZAC	1						*O0	CARPET, Floor
	5EY56RC3AC	1						*O0	[AZ]
	5EY56VT9AC	1						*O0	[C3]
-2	55196834AA	1						*O0	[T6]
3								*O0	CLIP, Carpet
	5EY58LAZ	1						*O0	CARPET, Cargo Floor
	5EY58RC3	1						*O0	[AZ]
	5EY58VT9	1						*O0	[C3]
4									[T6]
	82202603	1							MAT KIT, Front
	82203970	1							[AZ]
	82204347	AR							[C3]
5									MAT KIT, Floor - Rear
	82202604	1							[AZ]
	82202605	1							[C3]
	82202606	1							[T6]
6	55215941	1							PAD, Foot Rest, Footrest
7	34201680	2							NUT, Hex Flange, M6x1
8	55196534	1							FOOTREST
9	55295768	1							BRACKET, Foot Rest, With Stud, Upper
10	55295767	1							BRACKET, Foot Rest, With Stud, Lower

GRAND CHEROKEE (ZJ)		BODY		ENGINE	TRANSMISSION
SERIES	LINE				
L = LOWLINE	T = JEEP - 2WD	74 = SPORT UTILITY 4-DR		ELF = 5.2L V8 MPI Engine	DGK = 4-Spd. Automatic 42RE
	J = JEEP - 4WD			EML = 5.9L V8 MPI Engine	Transmission
				ERH = 4.0L Power Tech I-6 Engine	DGT = 4-Spd. Automatic 46RE
					Transmission
					DGW = TRANSMISSION - 4-SPD. AUTOMATIC, 44RE
					DGO = ALL AUTOMATIC TRANSMISSIONS

AR = use ase required - = Non illustrated part



Insulation  
Figure IZJ-320



ITEM	PART NUMBER	QTY	LINE	SERIES	BODY	ENGINE	TRANS	TRIM	DESCRIPTION
------	----------------	-----	------	--------	------	--------	-------	------	-------------

NOTE: For insulation on trim panels, look up the trim part and if the insulation is serviced it will be listed as a non illustrated part.

1									INSULATION, Hood
	55196811AA	1							
	55196812AA	1							With Limited Plus, After 5-29-97
	56022255AA	1							With Limited Plus, Up to 5-29-97
2	06003351	16							RETAINER, Hood Insulation, .415x.690
3	J3081054	10							CLIP, Silencer
4	55196231	1							INSULATION, Dash Panel
5	04386474	2							SILENCER, Wheelhouse, Quarter Inner Wheelhouse, Front (3 Inches thick X 4 Inches tall X 8 Inches long)

GRAND CHEROKEE (ZJ)

SERIES	LINE
L = LOWLINE	T = JEEP - 2WD J = JEEP - 4WD

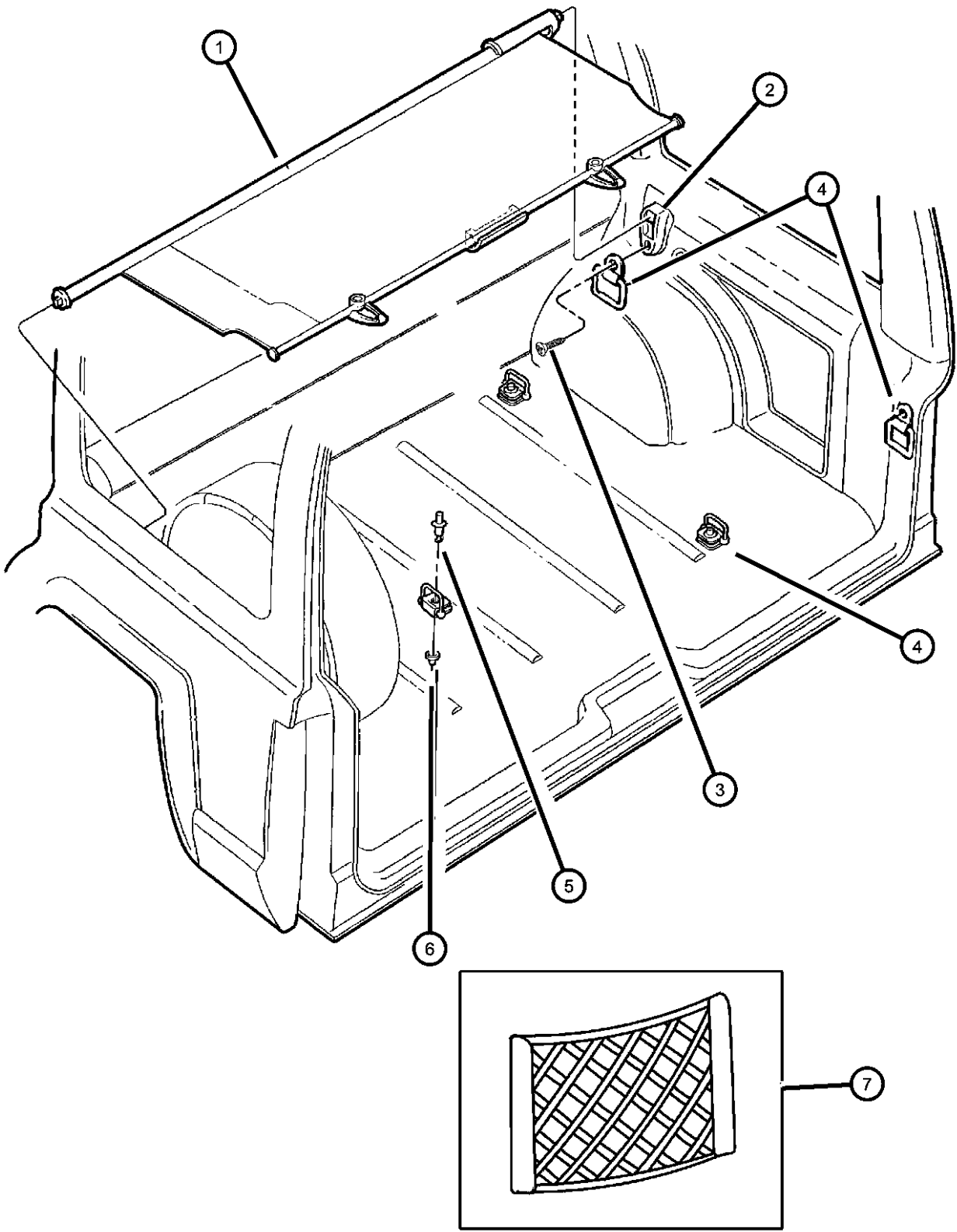
BODY
74 = SPORT UTILITY 4-DR

ENGINE
ELF = 5.2L V8 MPI Engine EML = 5.9L V8 MPI Engine ERH = 4.0L Power Tech I-6 Engine

TRANSMISSION
DGK = 4-Spd. Automatic 42RE Transmission DGT = 4-Spd. Automatic 46RE Transmission DGW = TRANSMISSION - 4-SPD. AUTOMATIC, 44RE DGO = ALL AUTOMATIC TRANSMISSIONS

AR = use ase required - = Non illustrated part

Cargo Cover And Cargo Loops  
Figure IZJ-330



ITEM	PART NUMBER	QTY	LINE	SERIES	BODY	ENGINE	TRANS	TRIM	DESCRIPTION
------	-------------	-----	------	--------	------	--------	-------	------	-------------

Sales Code [TBG] = Compact Spare  
Sales Code [TBB] = Full Size Spare

1									COVER, Cargo Compartment
	5FJ16LAZ	1						*O0	[AZ], Sales Code [TBG], Compact Spare
	5FJ16RC3	1						*O0	[C3], Sales Code [TBG], Compact Spare
	5FJ16RT6	1						*O0	[T6], Sales Code [TBG], Compact Spare
	5FJ17LAZ	1						*O0	[AZ], Sales Code [TBB], Full Size Spare
	5FJ17RC3	1						*O0	[C3], Sales Code [TBB], Full Size Spare
	5FJ17RT6	1						*O0	[T6, TJ], Sales Code [TBB], Full Size Spare
2	5FJ17RT6	1							BRACKET, Serviced only in Quarter Trim Panel, (NOT SERVICED),
3	5FJ17RT6	1							SCREW, #8-18x1.625, (NOT SERVICED)
4	55215609	4							LOOP, Cargo Tie Down
5	06035122	4							RIVET, .187x.70 Black, Cargo Loop Mounting, Black
6	34202365	4							WASHER, Cargo Loop Mounting
7	55216830	1							NET, Cargo

GRAND CHEROKEE (ZJ)

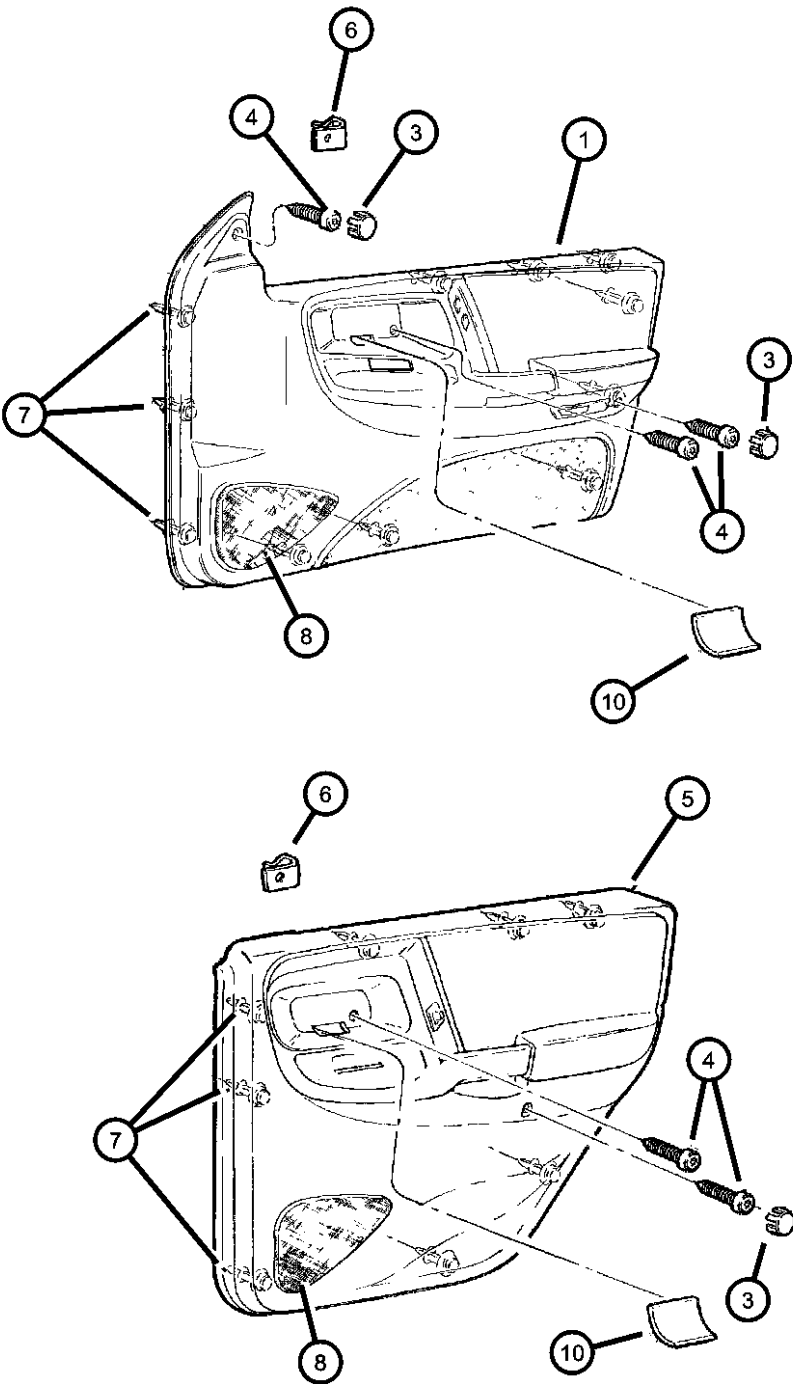
SERIES	LINE	BODY	ENGINE	TRANSMISSION
L = LOWLINE	T = JEEP - 2WD J = JEEP - 4WD	74 = SPORT UTILITY 4-DR	ELF = 5.2L V8 MPI Engine EML = 5.9L V8 MPI Engine ERH = 4.0L Power Tech I-6 Engine	DGK = 4-Spd. Automatic 42RE Transmission DGT = 4-Spd. Automatic 46RE Transmission DGW = TRANSMISSION - 4-SPD. AUTOMATIC, 44RE DGO = ALL AUTOMATIC TRANSMISSIONS

AR = use ase required - = Non illustrated part

Panels, Door Trim  
Figure IZJ-410

ITEM	PART NUMBER	QTY	LINE	SERIES	BODY	ENGINE	TRANS	TRIM	DESCRIPTION
------	----------------	-----	------	--------	------	--------	-------	------	-------------

NOTE: The LIMITED door trim panel is serviced without the Lamp. See group 8 for lamp.  
NOTE: The LAREDO door trim panel is serviced without the reflector.  
NOTE: Switch Bezel Comes With Door Panel  
NOTE: For switches and lamps. See group 8.  
NOTE: Sales Code [ARP] = Limited Decor Group  
NOTE: Sales Code [ADW] = Orvis Decor Group  
NOTE: Sales Code [AFM] = [TSI] Decor Group  
NOTE: Sales Code [ARV] = Plus Decor Group  
NOTE: Sales Code [ARN] = Laredo Decore Group  
NOTE: Sales Code [RCD] = 4 Speakers  
NOTE: Sales Code [RCG] = 8 Speakers Infinity

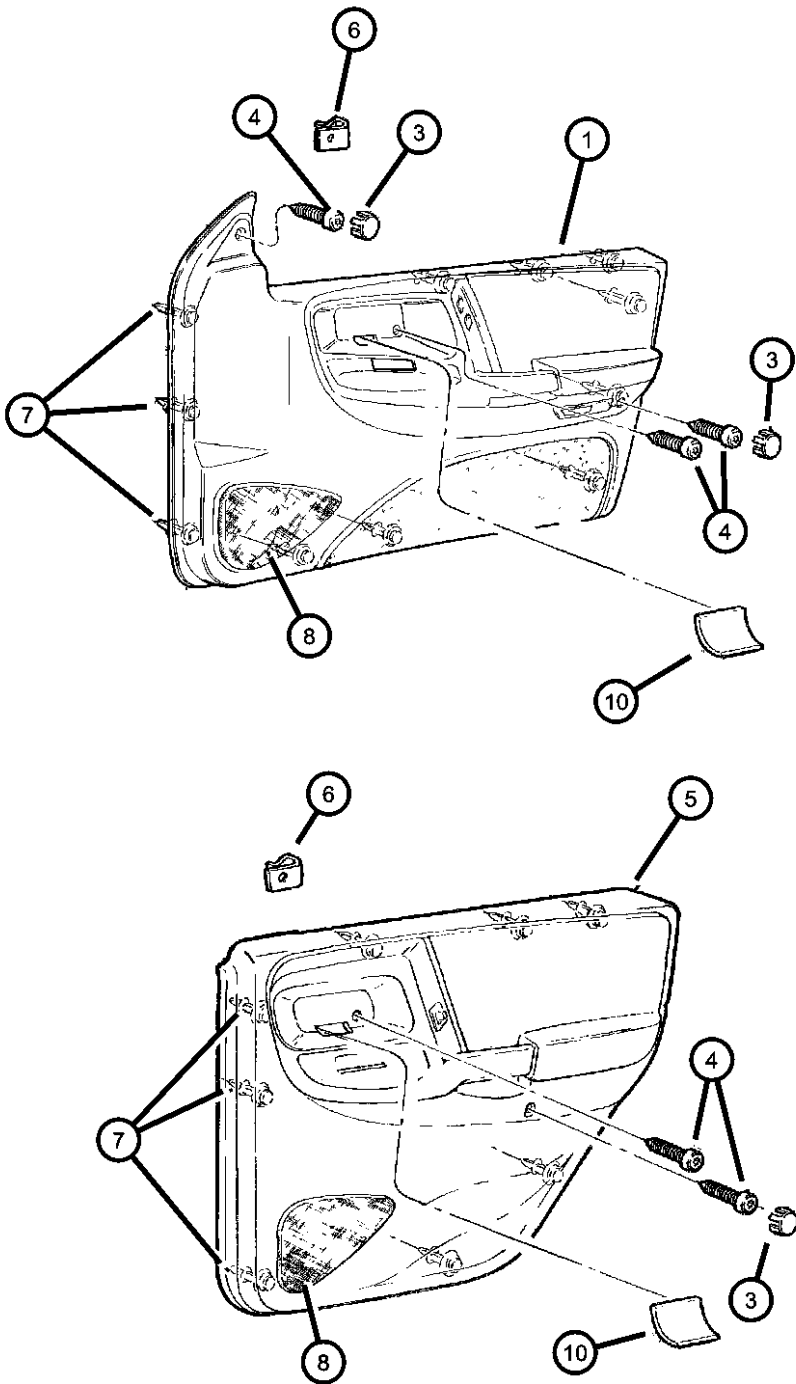


1									PANEL, Front Door Trim
	0QX622T6AA	1						*F5	[T6], Sales Code [ARN, RCG], Right
		1						*EL	[T6], Sales Code [ARN, RCG], Right
	0QX62SAZAA	1						*F5	[AZ], Sales Code [ARN, RCG], Right
		1						*EL	[AZ], Sales Code [ARN, RCG], Right
	0QX62SC3AA	1						*F5	[C3], Sales Code [ARN, RCG], Right
	0QX632T6AA	1						*F5	[T6], Sales Code [ARN, RCG], Left
		1						*EL	[T6], Sales Code [ARN, RCG], Left
	0QX63SAZAA	1						*F5	[AZ], Sales Code [ARN, RCG], Left
		1						*EL	[AZ], Sales Code [ARN, RCG], Left
	0QX63SC3AA	1						*F5	[C3], Sales Code [ARN, RCG], Left
	0QX642T6AA	1						*CL	[T6], With Woodgrain, Sales Code [ARP], Right
	0QX64SAZAA	1						*CL	[AZ], With Woodgrain, Sales Code [ARP], Right
	0QX64SC3AA	1						*CL	[C3], With Woodgrain, Sales Code [ARP], Right
	0QX652T6AA	1						*CL	[T6], With Woodgrain, Sales Code [ARP], Left
	0QX65SAZAA	1						*CL	[AZ], With Woodgrain, Sales Code [ARP], Left
	0QX65SC3AA	1						*CL	[C3], With Woodgrain, Sales Code [ARP], Left
	0QX761AZAA	1						*ML	[AZ], Sales Code [ARV], Right

GRAND CHEROKEE (ZJ)									
SERIES	LINE								
L = LOWLINE	T = JEEP - 2WD J = JEEP - 4WD				BODY 74 = SPORT UTILITY 4-DR	ENGINE ELF = 5.2L V8 MPI Engine EML = 5.9L V8 MPI Engine ERH = 4.0L Power Tech I-6 Engine	TRANSMISSION DGK = 4-Spd. Automatic 42RE Transmission DGT = 4-Spd. Automatic 46RE Transmission DGW = TRANSMISSION - 4-SPD. AUTOMATIC, 44RE DGO = ALL AUTOMATIC TRANSMISSIONS		

AR = use ase required - = Non illustrated part

Panels, Door Trim  
Figure IZJ-410

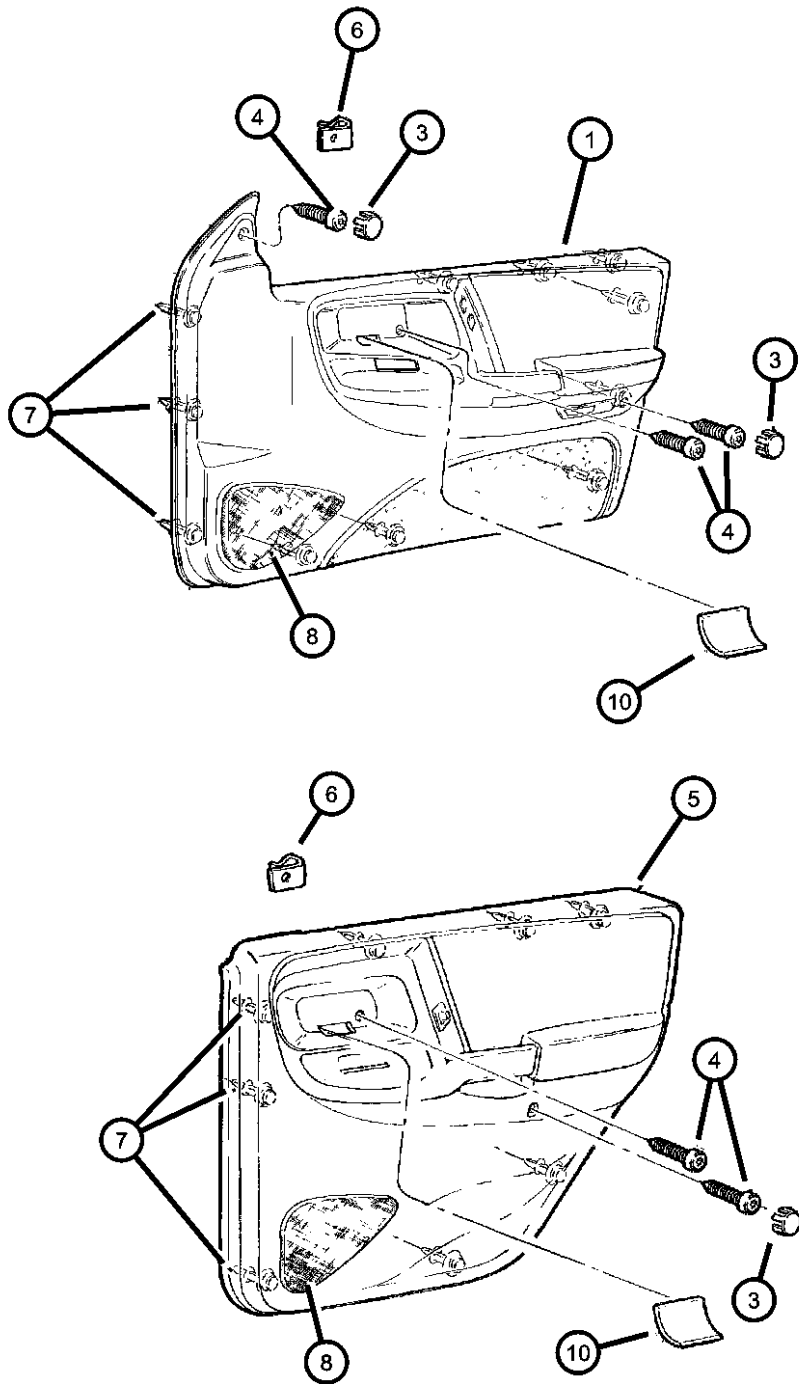


ITEM	PART NUMBER	QTY	LINE	SERIES	BODY	ENGINE	TRANS	TRIM	DESCRIPTION
	0QX771AZAA	1						*ML	[AZ], Sales Code [ARV], Left
	0QX781AZAA	1						*FL	[AZ], Sales Code [AFM], Right
	0QX791AZAA	1						*FL	[AZ], Sales Code [AFM], Left
	0QX982T6AA	1						*F5	[T6], Sales Code [ARN, RCD], Right
		1						*EL	[T6], Sales Code [ARN, RCD], Right
	0QX98SAZAA	1						*F5	[AZ], Sales Code [ARN, RCD], Right
		1						*EL	[AZ], Sales Code [ARN, RCD], Right
	0QX98SC3AA	1						*F5	[C3], Sales Code [ARN, RCD], Right
		1						*EL	[C3], Sales Code [ARN, RCD], Right
	0QX992T6AA	1						*F5	[T6], Sales Code [ARN, RCD], Left
		1						*EL	[T6], Sales Code [ARN, RCD], Left
	0QX99SAZAA	1						*F5	[AZ], Sales Code [ARN, RCD], Left
		1						*EL	[AZ], Sales Code [AFM], Left
	0QX99SC3AA	1						*F5	[C3], Sales Code [ARN, RCD], Left
		1						*EL	[C3], Sales Code [ARN, RCD], Left
-2									REFLECTOR, Door Trim Panel
	04798798	1						*F5	Right
		1						*EL	Right
	04798799	1						*F5	Left
		1						*EL	Left
3									PLUG, Door Trim Panel
	5EG40SAZ	2						*O0	[AZ]
	5EG40SC3	2						*O0	[C3]
	5EG40ST6	2						*O0	[TG]
4	06032723	2							SCREW, Self Tapping, M4.2x1.69x19.05, .164-15x.750
5									PANEL, Rear Door Trim
	0QX86SAZAA	1						*F5	[AZ], Sales Code [ARN], Right

GRAND CHEROKEE (ZJ)		BODY		ENGINE	TRANSMISSION
SERIES	LINE				
L = LOWLINE	T = JEEP - 2WD J = JEEP - 4WD	74 = SPORT UTILITY 4-DR		ELF = 5.2L V8 MPI Engine EML = 5.9L V8 MPI Engine ERH = 4.0L Power Tech I-6 Engine	DGK = 4-Spd. Automatic 42RE Transmission DGT = 4-Spd. Automatic 46RE Transmission DGW = TRANSMISSION - 4-SPD. AUTOMATIC, 44RE DGO = ALL AUTOMATIC TRANSMISSIONS

AR = use ase required - = Non illustrated part

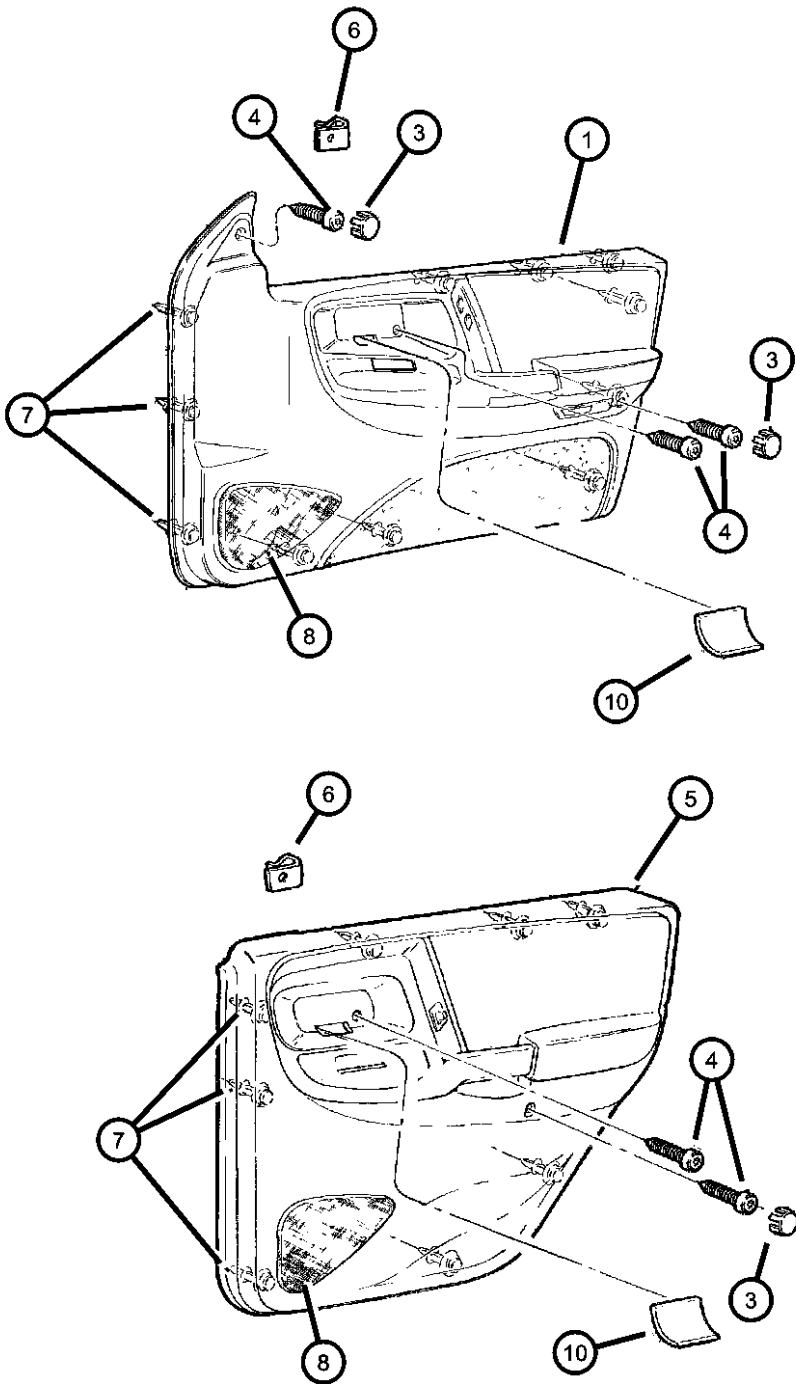
Panels, Door Trim  
Figure IZJ-410



ITEM	PART NUMBER	QTY	LINE	SERIES	BODY	ENGINE	TRANS	TRIM	DESCRIPTION
		1						*EL	[AZ], Sales Code [ARN], Right
	0QX86SC3AA	1						*F5	[C3], Sales Code [ARN], Right
	0QX86ST6AA	1						*F5	[T6], Sales Code [ARN], Right
		1						*EL	[T6], Sales Code [ARN], Right
	0QX87SAZAA	1						*F5	[AZ], Sales Code [ARN], Left
		1						*EL	[AZ], Sales Code [ARN], Left
	0QX87SC3AA	1						*F5	[C3], Sales Code [ARN], Left
	0QX87ST6AA	1						*F5	[T6], Sales Code [ARN], Left
		1						*EL	[T6], Sales Code [ARN], Left
	0QX881T6AA	1						*CL	[T6], Sales Code [ARP], Right
	0QX88SAZAA	1						*CL	[AZ], Sales Code [ARP], Right
	0QX88SC3AA	1						*CL	[C3], Sales Code [ARP], Right
	0QX891T6AA	1						*CL	[T6], Sales Code [ARP], Left
	0QX89SAZAA	1						*CL	[AZ], Sales Code [ARP], Left
	0QX89SC3AA	1						*CL	[C3], Sales Code [ARP], Left
	0QX94LAZAA	1						*FL	[AZ], Sales Code [AFM], Right
	0QX95LAZAA	1						*FL	[AZ], Sales Code [AFM], Left
	0QX961AZAA	1						*ML	[AZ], Sales Code [ARV], Right
	0QX971AZAA	1						*ML	[AZ], Sales Code [ARV], Left
6	06035638	1							NUT/SPRING, "U"1THD, For .164-15 Screw
7	06504014	12						*O0	FASTENER, Door Trim Panel
8									GRILLE, Speaker
	0PH92SAZ	1						*F5	[AZ], Sales Code [RCG], Right
		1						*EL	[AZ], Sales Code [RCG], Right
		1						*CL	[AZ], Sales Code [RCG], Right
		1						*ML	[AZ], Sales Code [RCG], Right
	0PH92SC3	1						*F5	[C3], Sales Code [RCG], Right
		1						*CL	[C3], Sales Code [RCG], Right
	0PH92ST6	1						*F5	[T6], Sales Code [RCG], Right
		1						*EL	[T6], Sales Code [RCG], Right
		1						*CL	[T6], Sales Code [RCG], Right
	0PH93SAZ	1						*F5	[AZ], Sales Code [RCG], Left

GRAND CHEROKEE (ZJ)		BODY		ENGINE	TRANSMISSION
SERIES	LINE				
L = LOWLINE	T = JEEP - 2WD J = JEEP - 4WD	74 = SPORT UTILITY 4-DR		ELF = 5.2L V8 MPI Engine EML = 5.9L V8 MPI Engine ERH = 4.0L Power Tech I-6 Engine	DGK = 4-Spd. Automatic 42RE Transmission DGT = 4-Spd. Automatic 46RE Transmission DGW = TRANSMISSION - 4-SPD. AUTOMATIC, 44RE DGO = ALL AUTOMATIC TRANSMISSIONS

Panels, Door Trim  
Figure IZJ-410



ITEM	PART NUMBER	QTY	LINE	SERIES	BODY	ENGINE	TRANS	TRIM	DESCRIPTION
		1						*EL	[AZ], Sales Code [RCG], Left
		1						*CL	[AZ], Sales Code [RCG], Left
		1						*ML	[AZ], Sales Code [RCG], Left
	0PH93SC3	1						*EL	[C3], Sales Code [RCG], Left
		1						*F5	[C3], Sales Code [RCG], Left
	0PH93ST6	1						*F5	[T6], Sales Code [RCG], Left
		1						*EL	[T6], Sales Code [RCG], Left
		1						*CL	[T6], Sales Code [RCG], Left
	0PH94SAZ	1						*F5	[AZ], Sales Code [RCD], Right
		1						*EL	[AZ], Sales Code [RCD], Right
	0PH94SC3	1						*F5	[C3], Sales Code [RCD], Right
	0PH94ST6	1						*EL	[T6], Sales Code [RCD], Right
		1						*F5	[T6], Sales Code [RCD], Right
	0PH95SAZ	1						*F5	[AZ], Sales Code [RCD], Left
		1						*EL	[AZ], Sales Code [RCD], Left
	0PH95SC3	1						*F5	[C3], Sales Code [RCD], Left
	0PH95ST6	1						*F5	[T6], Sales Code [RCD], Left
		1						*EL	[T6], Sales Code [RCD], Left
-9	55216704	1						*O0	NAMEPLATE, Speaker Grille, Infinity Gold
10									PLUG, Trim Screw Cover
	5EH94SAZ	1						*O0	[AZ], Right
	5EH94ST6	1						*O0	[TG], Right
	5EH94VT9	1						*O0	[T6], Right
	5EH95SAZ	1						*O0	[AZ], Left
	5EH95ST6	1						*O0	[TG], Left
	5EH95VT9	1						*O0	[T6], Left

GRAND CHEROKEE (ZJ)

SERIES LINE  
L = LOWLINE T = JEEP - 2WD  
J = JEEP - 4WD

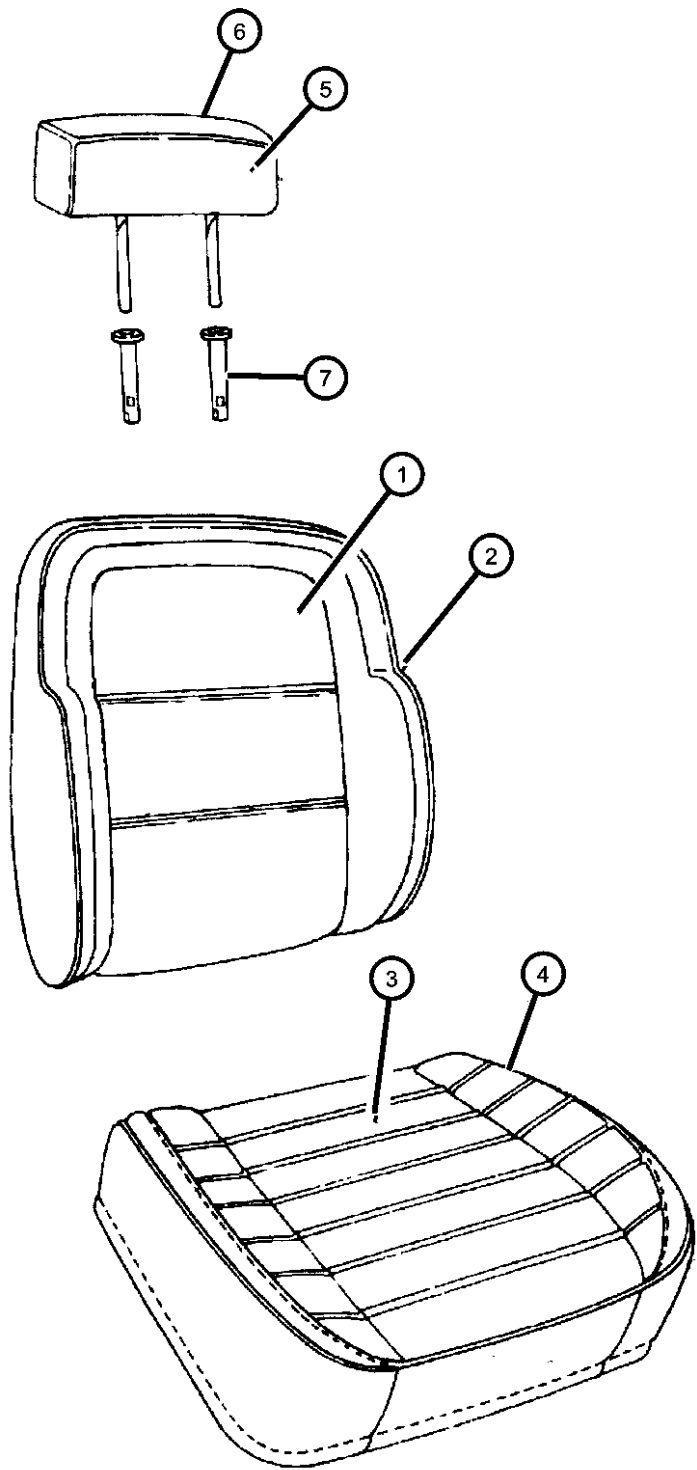
BODY  
74 = SPORT UTILITY 4-DR

ENGINE  
ELF = 5.2L V8 MPI Engine  
EML = 5.9L V8 MPI Engine  
ERH = 4.0L Power Tech I-6 Engine

TRANSMISSION  
DGK = 4-Spd. Automatic 42RE Transmission  
DGT = 4-Spd. Automatic 46RE Transmission  
DGW = TRANSMISSION - 4-SPD. AUTOMATIC, 44RE  
DGO = ALL AUTOMATIC TRANSMISSIONS

AR = use ase required - = Non illustrated part

Front Seat, Trim Code [CL]  
Figure IZJ-510



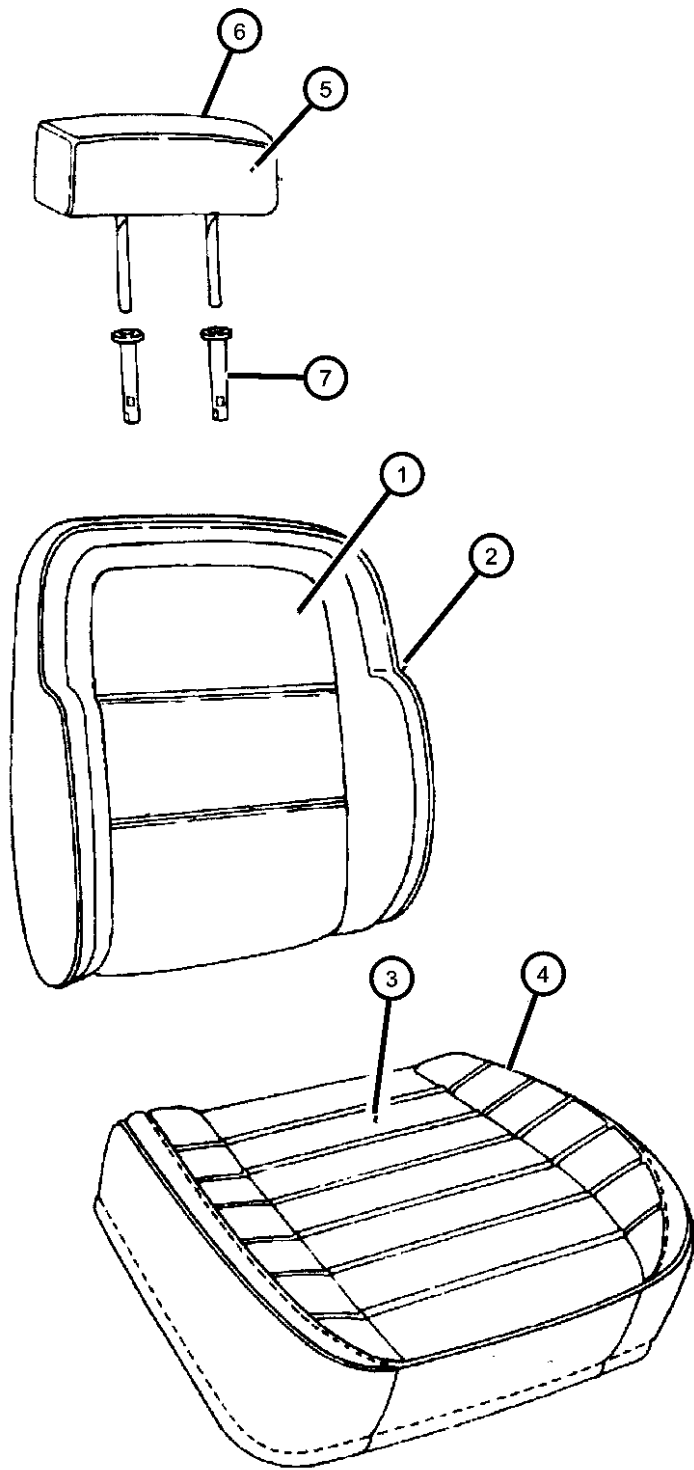
ITEM	PART NUMBER	QTY	LINE	SERIES	BODY	ENGINE	TRANS	TRIM	DESCRIPTION
------	-------------	-----	------	--------	------	--------	-------	------	-------------

Note: [CL] Trim Code is Limited Leather

1									COVER, Front Seat Back
	0PM48SAZ	2						*CL	[AZ]
	0PM48SC3	2						*CL	[C3]
	0PM48ST6	2						*CL	[T6]
	0RA74SAZAA	2						*CL	[AZ], Heated
	0RA74SC3AA	2						*CL	[C3], Heated
	0RA74ST6AA	2						*CL	[T6], Heated
2									BACK, Front Seat
	0PM94SAZ	1						*CL	[AZ], Right
	0PM94SC3	1						*CL	[C3], Right
	0PM94ST6	1						*CL	[T6], Right
	0PM95SAZ	1						*CL	[AZ], Left
		1						*CL	[C3], Left
	0PM95SC3	1						*CL	[T6], Left
	0RA84SAZAA	1						*CL	[AZ], Heated, Right
	0RA84SC3AA	1						*CL	[C3], Heated, Right
	0RA84ST6AA	1						*CL	[T6], Heated, Right
	0RA85SAZAA	1						*CL	[AZ], Heated, Left
	0RA85SC3AA	1						*CL	[C3], Heated, Left
	0RA85ST6AA	1						*CL	[T6], Heated, Left
3									COVER AND PAD, Cushion
	0PN04SAZ	1						*CL	[AZ], Right
	0PN04SC3	1						*CL	[C3], Right
	0PN04ST6	1						*CL	[T6], Right
	0PN05SAZ	1						*CL	[AZ], Left
	0PN05SC3	1						*CL	[C3], Left
	0PN05ST6	1						*CL	[T6], Left
	0RA96SAZAA	1						*CL	[AZ], Heated, Right
	0RA96SC3AA	1						*CL	[C3], Heated, Right
	0RA96ST6AA	1						*CL	[T6], Heated, Right
	0RA97SAZAA	1						*CL	[AZ], Heated, Left
	0RA97SC3AA	1						*CL	[C3], Heated, Left

GRAND CHEROKEE (ZJ)					
SERIES	LINE	BODY	ENGINE	TRANSMISSION	
L = LOWLINE	T = JEEP - 2WD	74 = SPORT UTILITY 4-DR	ELF = 5.2L V8 MPI Engine	DGK = 4-Spd. Automatic 42RE	
	J = JEEP - 4WD		EML = 5.9L V8 MPI Engine	Transmission	
			ERH = 4.0L Power Tech I-6 Engine	DGT = 4-Spd. Automatic 46RE	
				Transmission	
				DGW = TRANSMISSION - 4-SPD.	
				AUTOMATIC, 44RE	
				DGO = ALL AUTOMATIC	
				TRANSMISSIONS	

Front Seat, Trim Code [CL]  
Figure IZJ-510



ITEM	PART NUMBER	QTY	LINE	SERIES	BODY	ENGINE	TRANS	TRIM	DESCRIPTION
4	0RA97ST6AA	1						*CL	[T6], Heated, Left
									FRAME, Front Seat
	04856470	1						*CL	Right
5	04856471	1						*CL	Left
									COVER, Seat Headrest
	0PM50SAZ	4						*CL	[AZ]
	0PM50SC3	4						*CL	[C3]
6	0PM50ST6	4						*CL	[T6]
									HEADREST
	0PM90SAZ	4						*CL	[AZ]
	0PM90SC3	4						*CL	[C3]
7	0PM90ST6	4						*CL	[T6]
	04723834	4						*CL	CYLINDER, Headrest
-8	05015478AA	1						*CL	REPAIR KIT, Heated Seat

GRAND CHEROKEE (ZJ)

SERIES	LINE
L = LOWLINE	T = JEEP - 2WD
	J = JEEP - 4WD

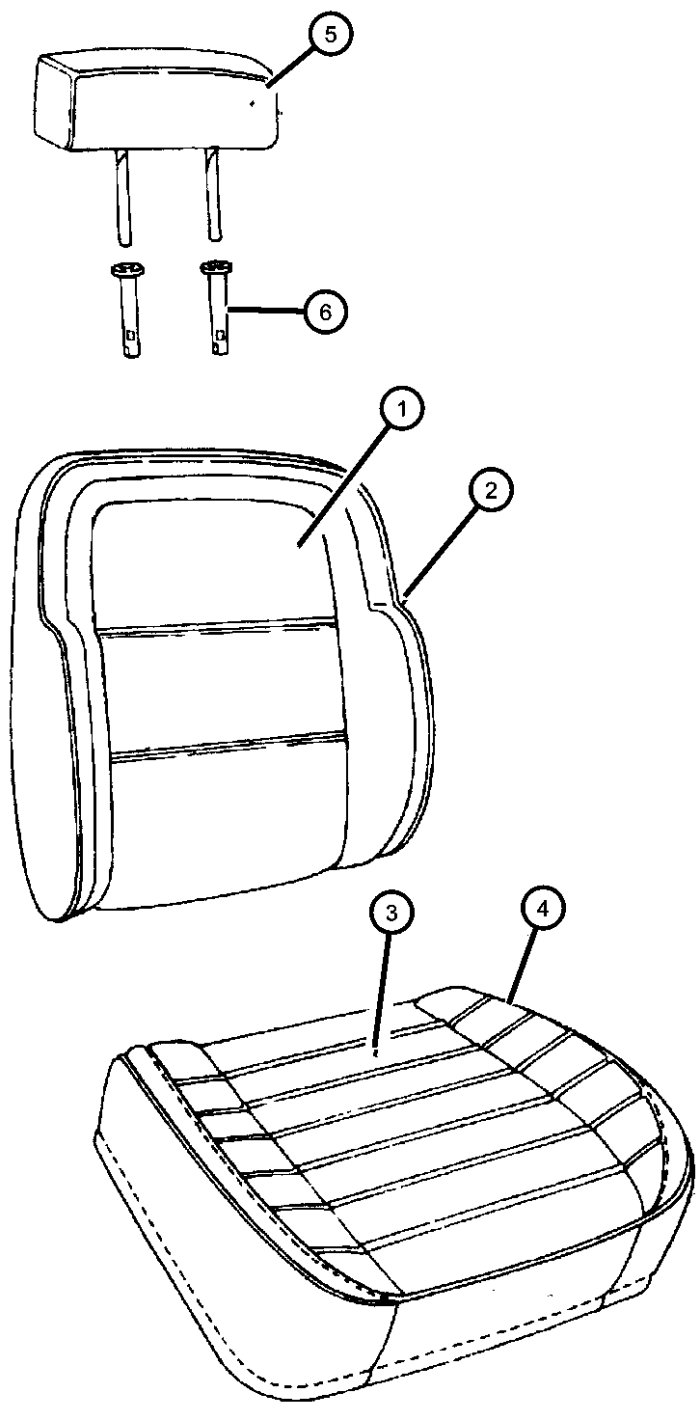
BODY
74 = SPORT UTILITY 4-DR

ENGINE
ELF = 5.2L V8 MPI Engine
EML = 5.9L V8 MPI Engine
ERH = 4.0L Power Tech I-6 Engine

TRANSMISSION
DGK = 4-Spd. Automatic 42RE Transmission
DGT = 4-Spd. Automatic 46RE Transmission
DGW = TRANSMISSION - 4-SPD. AUTOMATIC, 44RE
DGO = ALL AUTOMATIC TRANSMISSIONS



Front Seat, Trim Code [EL]  
Figure IZJ-520



ITEM	PART NUMBER	QTY	LINE	SERIES	BODY	ENGINE	TRANS	TRIM	DESCRIPTION
------	----------------	-----	------	--------	------	--------	-------	------	-------------

Note: [EL] Trim Code is Laredo Leather

1									COVER, Front Seat Back
	0PM49SAZ	2						*EL	[AZ]
	0PM49ST6	2						*EL	[T6]
2									BACK, Front Seat
	0PM96SAZ	1						*EL	[AZ], Right
	0PM96ST6	1						*EL	[T6], Right
	0PM97SAZ	1						*EL	[AZ], Left
	0PM97ST6	1						*EL	[T6], Left
3									COVER AND PAD, Cushion
	0PN12SAZ	1						*EL	[AZ], Right
	0PN12ST6	1						*EL	[T6], Right
	0PN13SAZ	1						*EL	[AZ], Left
	0PN13ST6	1						*EL	[T6], Left
4									FRAME, Front Seat
	04856470	1						*EL	Right
	04856471	1						*EL	Left
5									HEADREST
	0PN14SAZ	4						*EL	[AZ]
	0PN14ST6	1						*EL	[T6]
6	04723834	4						*EL	CYLINDER, Headrest
-7	05015478AA	1						*EL	REPAIR KIT, Heated Seat
-8									PAD, Heater
	04897932AA	2						*EL	Cushion
	04897933AA	1						*EL	Seat Back

GRAND CHEROKEE (ZJ)

SERIES	LINE
L = LOWLINE	T = JEEP - 2WD
	J = JEEP - 4WD

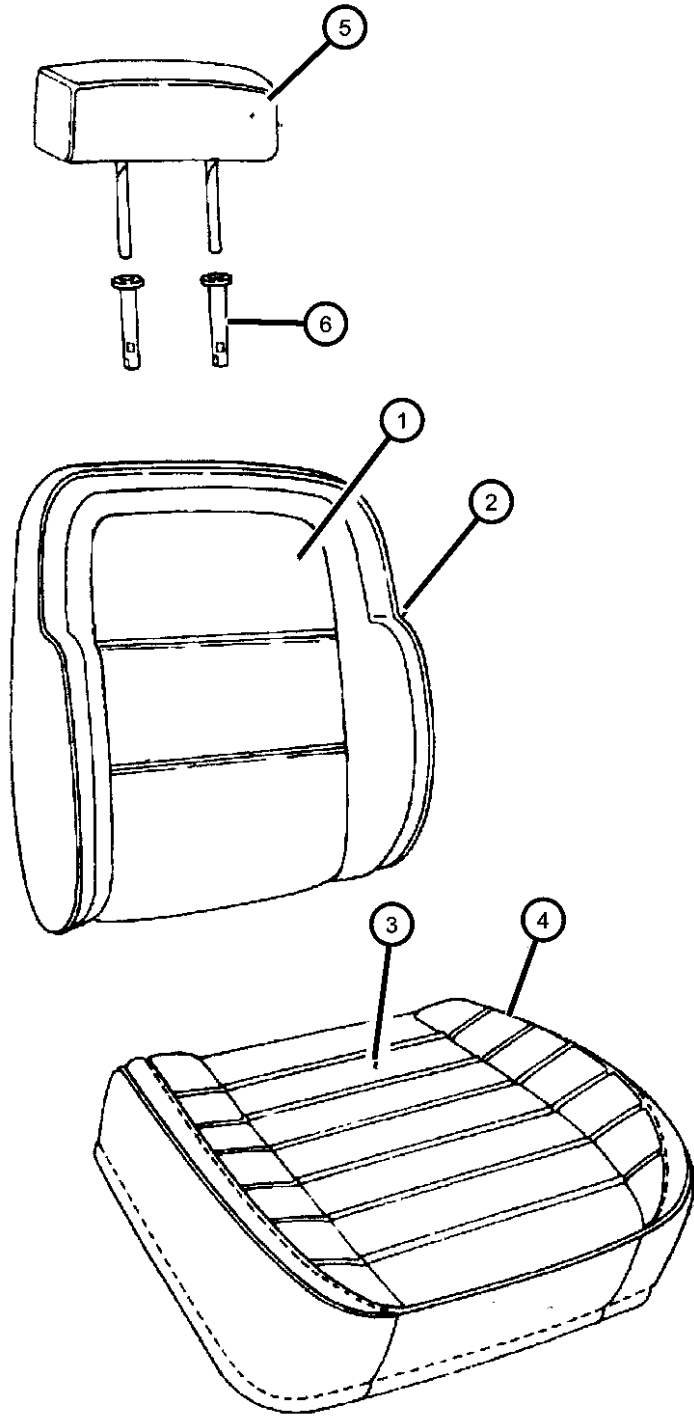
BODY
74 = SPORT UTILITY 4-DR

ENGINE
ELF = 5.2L V8 MPI Engine
EML = 5.9L V8 MPI Engine
ERH = 4.0L Power Tech I-6 Engine

TRANSMISSION
DGK = 4-Spd. Automatic 42RE Transmission
DGT = 4-Spd. Automatic 46RE Transmission
DGW = TRANSMISSION - 4-SPD. AUTOMATIC, 44RE
DGO = ALL AUTOMATIC TRANSMISSIONS

AR = use ase required - = Non illustrated part

Front Seat, Trim Code [F5]  
Figure IZJ-530



ITEM	PART NUMBER	QTY	LINE	SERIES	BODY	ENGINE	TRANS	TRIM	DESCRIPTION
------	-------------	-----	------	--------	------	--------	-------	------	-------------

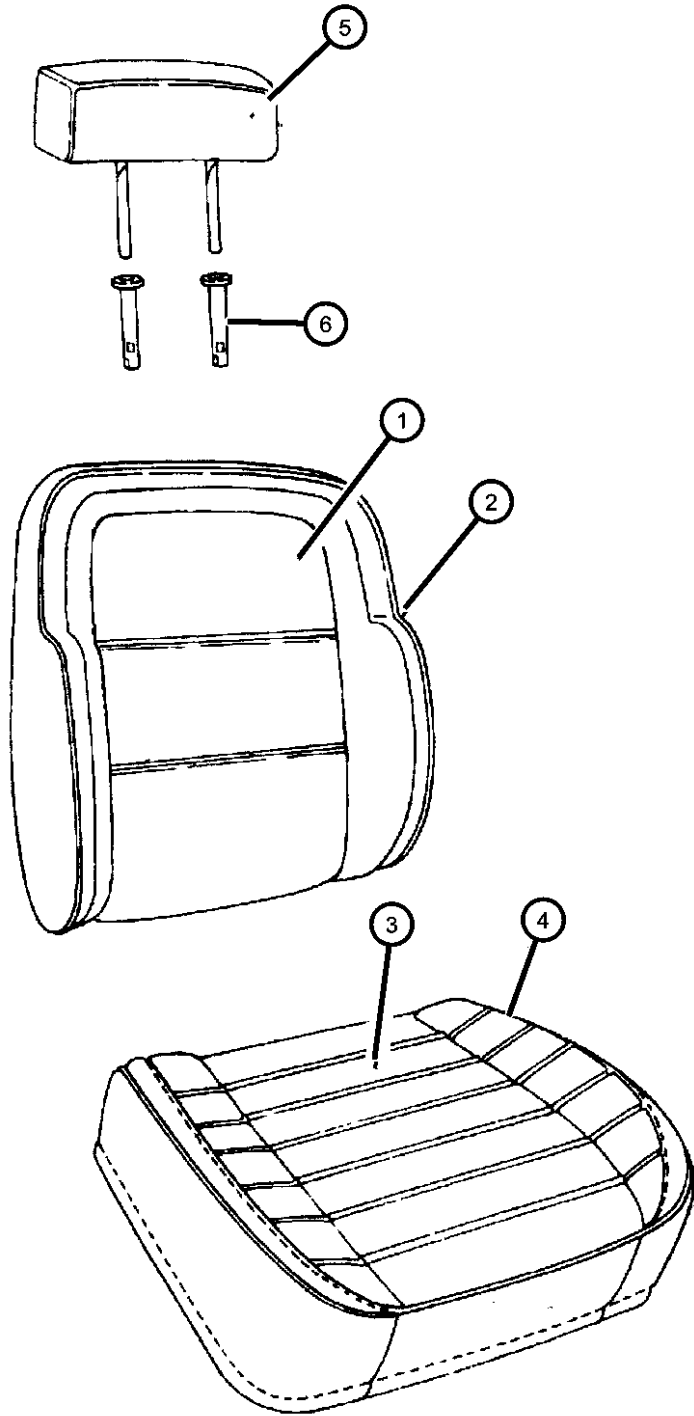
Note: [F5] Trim Code is Laredo Cloth

1									COVER, Front Seat Back
	0PM45SAZ	2						*F5	[AZ], Manual Seat
	0PM45SC3	2						*F5	[C3], Manual Seat
	0PM45ST6	2						*F5	[T6], Manual Seat
	0PM47SAZ	2						*F5	[AZ], Power Seat
	0PM47SC3	2						*F5	[C3], Power Seat
	0PM47ST6	2						*F5	[T6], Power Seat
2									BACK, Front Seat
	0PM92SAZ	1						*F5	[AZ], Right, Manual Seat
	0PM92SC3	1						*F5	[C3], Right, Manual Seat
	0PM92ST6	1						*F5	[T6], Right, Manual Seat
	0PM93SAZ	1						*F5	[AZ], Left, Manual Seat
	0PM93SC3	1						*F5	[C3], Left, Manual Seat
	0PM93ST6	1						*F5	[T6], Left, Manual Seat
	0PM98SAZ	1						*F5	[AZ], Right, Power Seat
	0PM98SC3	1						*F5	[C3], Right, Power Seat
	0PM98ST6	1						*F5	[T6], Right, Power Seat
	0PM99SAZ	1						*F5	[AZ], Left, Power Seat
	0PM99SC3	1						*F5	[C3], Left, Power Seat
	0PM99ST6	1						*F5	[T6], Left, Power Seat
3									COVER AND PAD, Cushion
	0PN06SAZ	2						*F5	[AZ], Up to 10-17-97, Right, Manual Seat
	0PN06SC3	2						*F5	[C3], Up to 10-17-97, Right, Manual Seat
	0PN06ST6	2						*F5	[T6], Up to 10-17-97, Right, Manual Seat
	0PN07SAZ	2						*F5	[AZ], Up to 10-17-97, Left, Manual Seat
	0PN07SC3	2						*F5	[C3], Up to 10-17-97, Left, Manual Seat
	0PN07ST6	2						*F5	[T6], Up to 10-17-97, Left, Manual Seat
	0PR00SAZ	1						*F5	[AZ], Up to 10-17-97, Right, Power Seat

GRAND CHEROKEE (ZJ)									
SERIES	LINE								
L = LOWLINE	T = JEEP - 2WD J = JEEP - 4WD				BODY 74 = SPORT UTILITY 4-DR		ENGINE ELF = 5.2L V8 MPI Engine EML = 5.9L V8 MPI Engine ERH = 4.0L Power Tech I-6 Engine		TRANSMISSION DGK = 4-Spd. Automatic 42RE Transmission DGT = 4-Spd. Automatic 46RE Transmission DGW = TRANSMISSION - 4-SPD. AUTOMATIC, 44RE DGO = ALL AUTOMATIC TRANSMISSIONS

AR = use ase required - = Non illustrated part

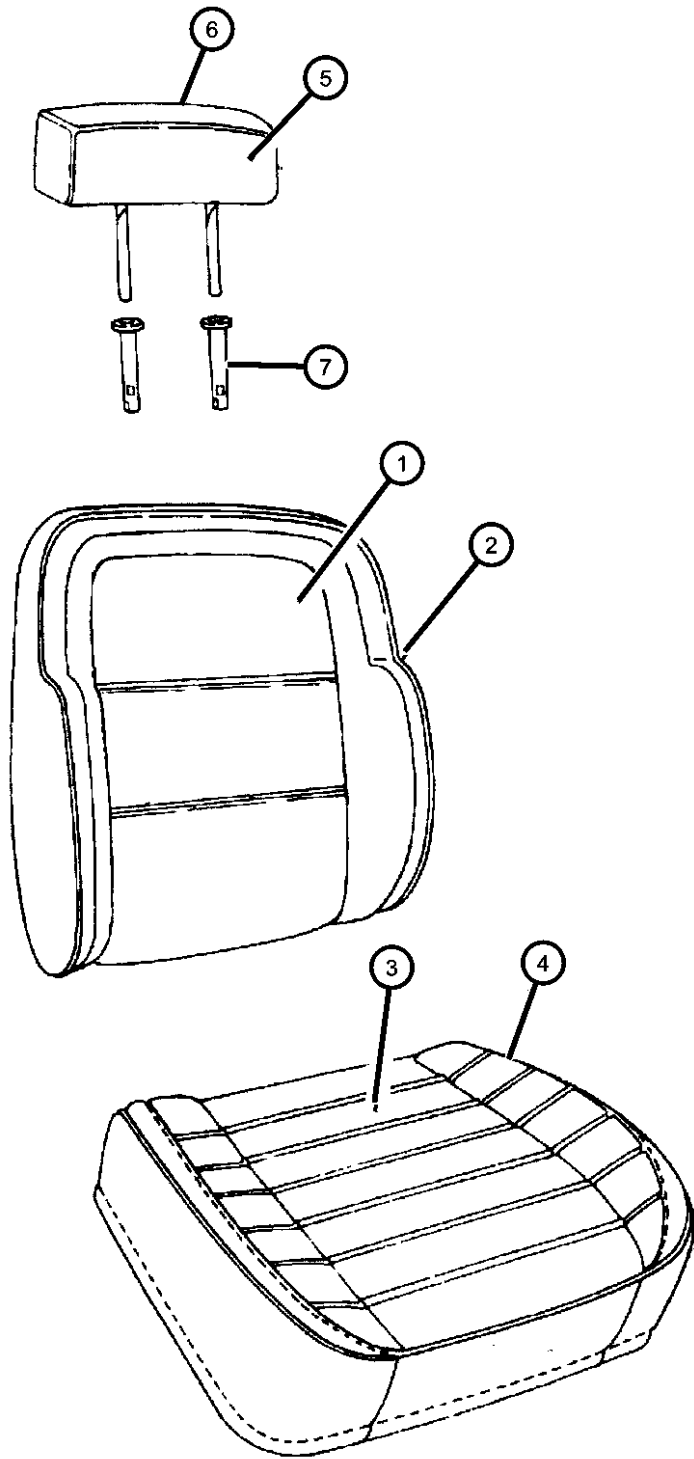
Front Seat, Trim Code [F5]  
Figure IZJ-530



ITEM	PART NUMBER	QTY	LINE	SERIES	BODY	ENGINE	TRANS	TRIM	DESCRIPTION
	0PR00SC3	1						*F5	[C3], Up to 10-17-97, Right, Power Seat
	0PR00ST6	1						*F5	[T6], Up to 10-17-97, Right, Power Seat
	0PR01SAZ	1						*F5	[AZ], Up to 10-17-97, Left, Power Seat
	0PR01SC3	1						*F5	[C3], Up to 10-17-97, Left, Power Seat
	0PR01ST6	1						*F5	[T6], Up to 10-17-97, Left, Power Seat
	0SC761T6AA	1						*F5	[T6], After 10-17-97, Right, Manual Seat, Power Seat
	0SC76SAZAA	1						*F5	[AZ], After 10-17-97, Right, Manual Seat, Power Seat
	0SC76SC3AA	1						*F5	[C3], After 10-17-97, Right, Manual Seat, Power Seat
	0SC771T6AA	1						*F5	[T6], After 10-17-97, Left, Manual Seat, Power Seat
	0SC77SAZAA	1						*F5	[AZ], After 10-17-97, Left, Manual Seat, Power Seat
	0SC77SC3AA	1						*F5	[C3], After 10-17-97, Left, Manual Seat, Power Seat
4									FRAME, Front Seat
	04856470	1						*F5	Right
	04856471	1						*F5	Left
5									HEADREST
	0PN15SAZ	4						*F5	[AZ]
	0PN15SC3	4						*F5	[C3]
	0PN15ST6	4						*F5	[T6]
6	04723834	4						*F5	CYLINDER, Headrest
-7									PAD, Heater
	04897932AA	2						*EL	Cushion
	04897933AA	1						*EL	Seat Back

GRAND CHEROKEE (ZJ)		BODY		ENGINE	TRANSMISSION
SERIES	LINE				
L = LOWLINE	T = JEEP - 2WD J = JEEP - 4WD	74 = SPORT UTILITY 4-DR		ELF = 5.2L V8 MPI Engine EML = 5.9L V8 MPI Engine ERH = 4.0L Power Tech I-6 Engine	DGK = 4-Spd. Automatic 42RE Transmission DGT = 4-Spd. Automatic 46RE Transmission DGW = TRANSMISSION - 4-SPD. AUTOMATIC, 44RE DGO = ALL AUTOMATIC TRANSMISSIONS

Front Seat, Trim Codes [FL, GL, ML]  
Figure IZJ-540



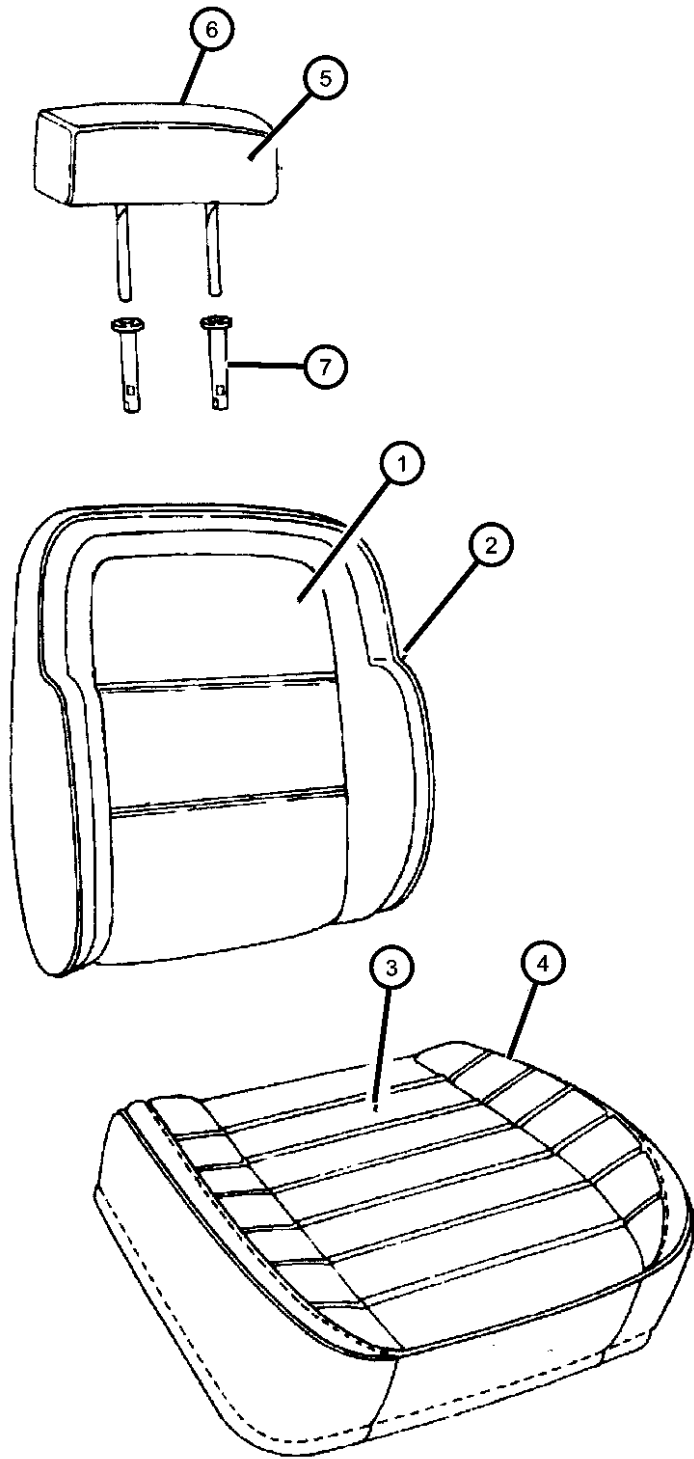
ITEM	PART NUMBER	QTY	LINE	SERIES	BODY	ENGINE	TRANS	TRIM	DESCRIPTION
------	-------------	-----	------	--------	------	--------	-------	------	-------------

Notes:  
Trim Codes [FL] are Pour-in-Place Headrests and therefore no Headrest Covers Are Serviced.  
[FL] Trim Code is [TSi] Leather  
[GL] Trim Code is Orvis Leather  
[ML] Trim Code is Limited 5.9L Leather

1	0RA75SJ4AA	2						*GL	COVER, Front Seat Back
	0RK311AZAA	2						*FL	[TG]
	0RK361AZAA	2						*FL	[AZ], Non-Heated
	0RN341AZAA	2						*ML	[AZ], Heated
2	0RA94SJ4AA	1						*GL	[AZ]
	0RA95SJ4AA	1						*GL	BACK, Front Seat
	0RK381AZAA	1						*FL	[TG], Right
	0RK391AZAA	1						*FL	[TG], Left
	0RK481AZAA	1						*FL	[AZ], Non-Heated, Right
	0RK491AZAA	1						*FL	[AZ], Non-Heated, Left
	0RN441AZAA	1						*FL	[AZ], Heated, Right
	0RN451AZAA	1						*FL	[AZ], Heated, Left
3	0RA98SJ4AA	1						*ML	[AZ], Right
	0RA99SJ4AA	1						*ML	[AZ], Left
	0RK521AZAA	1							COVER AND PAD, Cushion
	0RK531AZAA	1						*GL	[TG], Right
	0RK541AZAA	1						*GL	[TG], Left
	0RK551AZAA	1						*FL	[AZ], Non-Heated, Right
	0RN461AZAA	1						*FL	[AZ], Non-Heated, Left
	0RN471AZAA	1						*FL	[AZ], Heated, Right
4	04856470	1						*FL	[AZ], Heated, Left
		1						*ML	[AZ], Right
		1						*ML	[AZ], Left
	04856471	1							FRAME, Front Seat
		1						*GL	Right
								*FL	Right
								*ML	Right
								*GL	Left
								*FL	Left

GRAND CHEROKEE (ZJ)									
SERIES	LINE								
L = LOWLINE	T = JEEP - 2WD				BODY	ENGINE	TRANSMISSION		
	J = JEEP - 4WD				74 = SPORT UTILITY 4-DR	ELF = 5.2L V8 MPI Engine	DGK = 4-Spd. Automatic 42RE		
						EML = 5.9L V8 MPI Engine	Transmission		
						ERH = 4.0L Power Tech I-6	DGT = 4-Spd. Automatic 46RE		
						Engine	Transmission		
							DGW = TRANSMISSION - 4-SPD.		
							AUTOMATIC,44RE		
							DGO = ALL AUTOMATIC		
							TRANSMISSIONS		

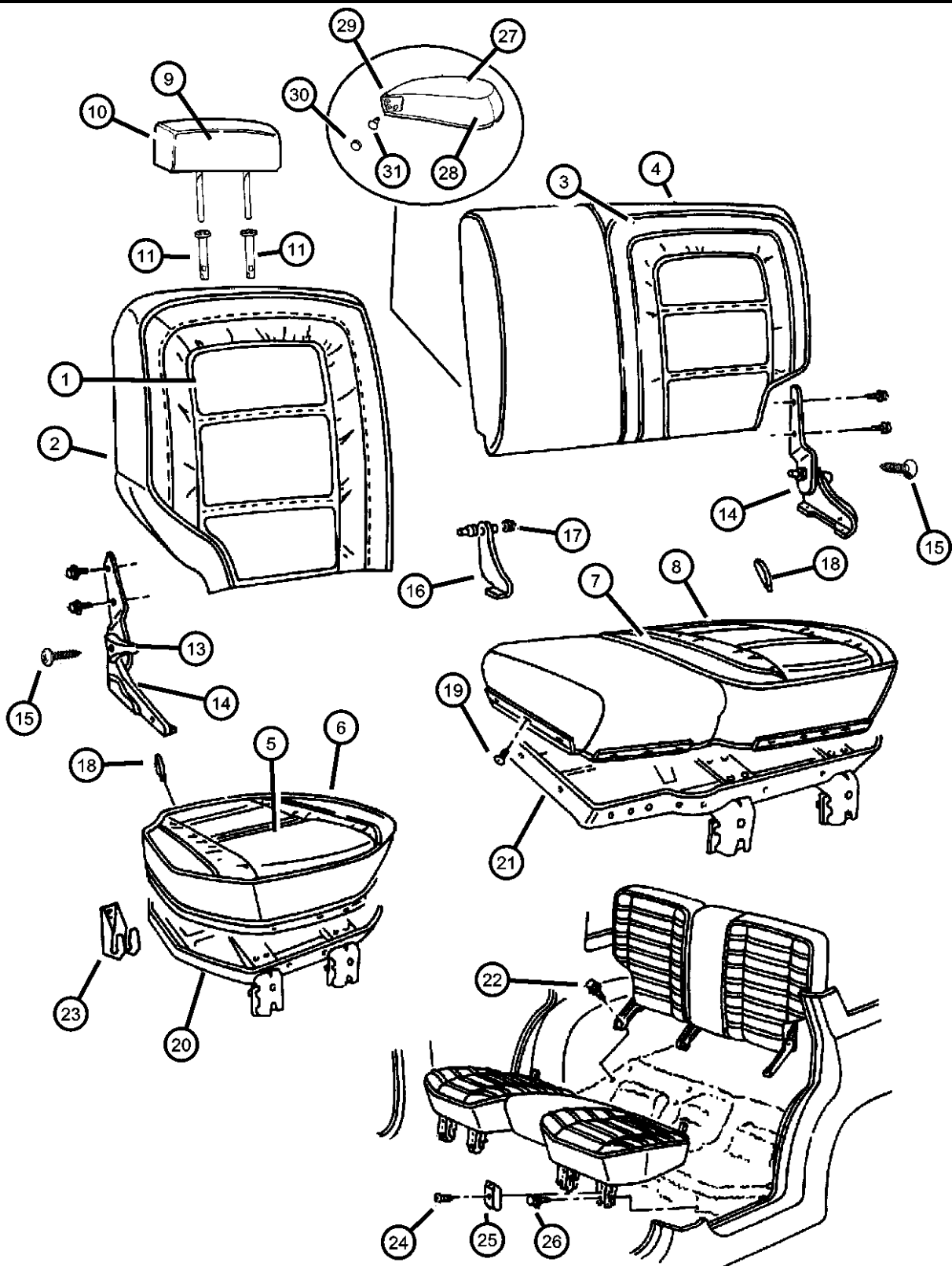
Front Seat, Trim Codes [FL, GL, ML]  
Figure IZJ-540



ITEM	PART NUMBER	QTY	LINE	SERIES	BODY	ENGINE	TRANS	TRIM	DESCRIPTION
5		1						*ML	Left
									COVER, Seat Headrest
	0PM50SJ4	4						*GL	[TG]
6	0RN361AZAA	4						*ML	[AZ]
									HEADREST
	0PM90SJ4	4						*GL	[TG]
	0PN141AZ	1						*FL	[AZ]
7	0RN421AZAA	4						*ML	[AZ]
									CYLINDER, Headrest
	04723834	4						*GL	
		4						*FL	
-8		4						*ML	
									REPAIR KIT, Heated Seat
	05015478AA	1						*ML	
		1						*FL	
		1						*GL	

GRAND CHEROKEE (ZJ)		BODY		ENGINE	TRANSMISSION
SERIES	LINE				
L = LOWLINE	T = JEEP - 2WD J = JEEP - 4WD	74 = SPORT UTILITY 4-DR		ELF = 5.2L V8 MPI Engine EML = 5.9L V8 MPI Engine ERH = 4.0L Power Tech I-6 Engine	DGK = 4-Spd. Automatic 42RE Transmission DGT = 4-Spd. Automatic 46RE Transmission DGW = TRANSMISSION - 4-SPD. AUTOMATIC, 44RE DGO = ALL AUTOMATIC TRANSMISSIONS

Rear Seat  
Figure IZJ-610



ITEM	PART NUMBER	QTY	LINE	SERIES	BODY	ENGINE	TRANS	TRIM	DESCRIPTION
------	-------------	-----	------	--------	------	--------	-------	------	-------------

The following Trim Codes [EL, FL, F5],have Pour-in-Place Headrest, therefore no covers will be serviced.

1									COVER, Rear Seat Back, 40%
	0PM701T6	1						*F5	[T6]
	0PM70SAZ	1						*F5	[AZ]
	0PM70SC3	1						*F5	[C3]
	0PM74SJ4	1						*GL	[TG]
	0PM761T6	1						*CL	[T6]
	0PM76SAZ	1						*CL	[AZ]
	0PM76SC3	1						*CL	[C3]
	0PM781T6	1						*EL	[T6]
	0PM78SAZ	1						*EL	[AZ]
	0RK321AZAA	1						*FL	[AZ]
	0RN381AZAA	1						*ML	[AZ]
2									SEAT BACK, Rear, 40%
	0PN181T6	1						*CL	[T6]
	0PN18SAZ	1						*CL	[AZ]
	0PN18SC3	1						*CL	[C3]
	0PN221T6	1						*EL	[T6]
	0PN22SAZ	1						*EL	[AZ]
	0PN241T6	4						*F5	[T6]
	0PN24SAZ	4						*F5	[AZ]
	0PN24SC3	4						*F5	[C3]
	0PN26SJ4	1						*GL	[TG]
	0RK401AZAA	1						*FL	[AZ]
	0RN501AZAA	1						*ML	[AZ]
3									COVER, Rear Seat Back, 60%
	0PM711T6	1						*F5	[T6]
	0PM71SAZ	1						*F5	[AZ]
	0PM71SC3	1						*F5	[C3]
	0PM75SJ4	1						*GL	[TG]
	0PM771T6	1						*CL	[T6]
	0PM77SAZ	1						*CL	[AZ]
	0PM77SC3	1						*CL	[C3]

GRAND CHEROKEE (ZJ)

SERIES	LINE
L = LOWLINE	T = JEEP - 2WD J = JEEP - 4WD

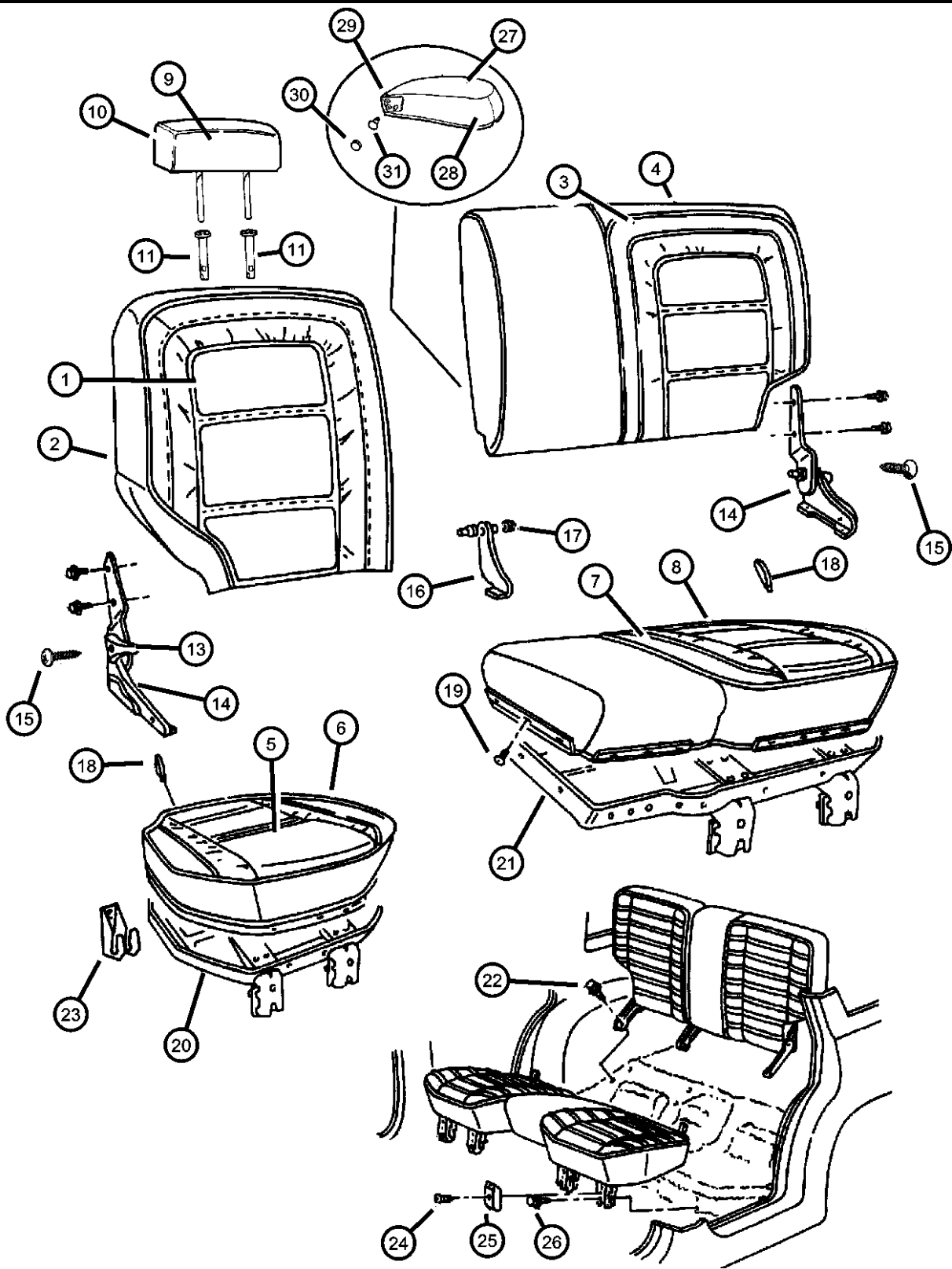
BODY
74 = SPORT UTILITY 4-DR

ENGINE
ELF = 5.2L V8 MPI Engine EML = 5.9L V8 MPI Engine ERH = 4.0L Power Tech I-6 Engine

TRANSMISSION
DGK = 4-Spd. Automatic 42RE Transmission DGT = 4-Spd. Automatic 46RE Transmission DGW = TRANSMISSION - 4-SPD. AUTOMATIC,44RE DGO = ALL AUTOMATIC TRANSMISSIONS

AR = use ase required - = Non illustrated part

Rear Seat  
Figure IZJ-610

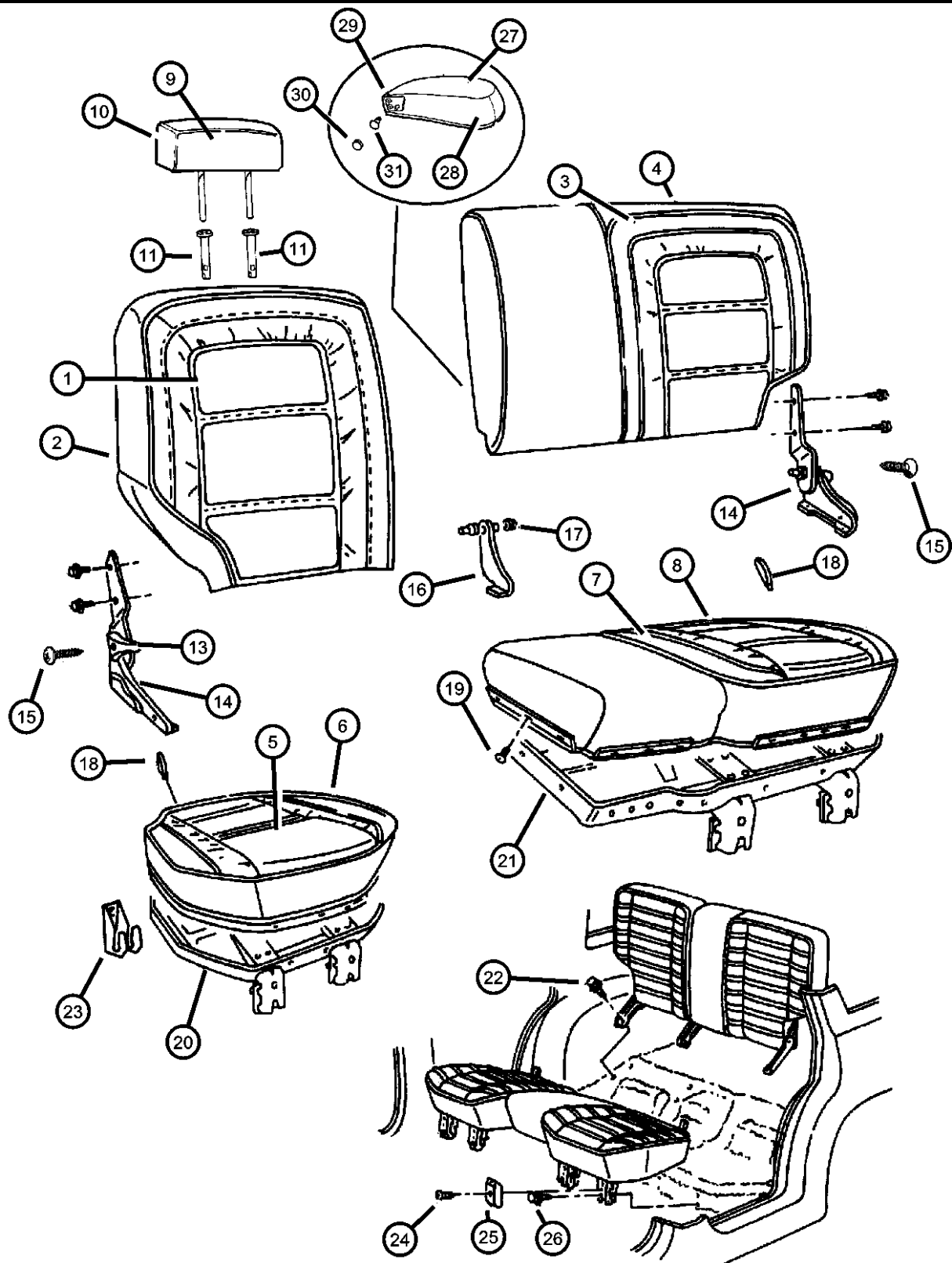


ITEM	PART NUMBER	QTY	LINE	SERIES	BODY	ENGINE	TRANS	TRIM	DESCRIPTION
	0PM791T6	1						*EL	[T6]
	0PM79SAZ	1						*EL	[AZ]
	0RK331AZAA	1						*FL	[AZ]
	0RN391AZAA	1						*ML	[AZ]
4									SEAT BACK, Rear, 60%, With Frame Pad and Cover
	0PN191T6	1						*CL	[T6]
	0PN19SAZ	1						*CL	[AZ]
	0PN19SC3	1						*CL	[C3]
	0PN231T6	1						*EL	[T6]
	0PN23SAZ	1						*EL	[AZ]
	0PN251T6	4						*F5	[T6]
	0PN25SAZ	4						*F5	[AZ]
	0PN25SC3	4						*F5	[C3]
	0PN27SJ4	1						*GL	[TG]
	0RK411AZAA	1						*FL	[AZ]
	0RN511AZAA	1						*ML	[AZ]
5									COVER, Rear Seat Cushion, 40%
	0PM80SAZ	1						*EL	[AZ]
	0PM80ST6	1						*EL	[T6]
	0PM82SAZ	1						*CL	[AZ]
	0PM82SC3	1						*CL	[C3]
	0PM82ST6	1						*CL	[T6]
	0PM84SJ4	1						*GL	[TG]
	0PM86SAZ	1						*F5	[AZ]
	0PM86SC3	1						*F5	[C3]
	0PM86ST6	1						*F5	[T6]
	0RK341AZAA	1						*FL	[AZ]
	0RN401AZAA	1						*ML	[AZ]
6									CUSHION ASSEMBLY, Rear Seat, 60%, With Frame Pad and Cover
	0PN30SAZ	1						*CL	[AZ]
	0PN30SC3	1						*CL	[C3]

GRAND CHEROKEE (ZJ)		BODY	ENGINE	TRANSMISSION
SERIES	LINE			
L = LOWLINE	T = JEEP - 2WD	74 = SPORT UTILITY 4-DR	ELF = 5.2L V8 MPI Engine	DGK = 4-Spd. Automatic 42RE
	J = JEEP - 4WD		EML = 5.9L V8 MPI Engine	Transmission
			ERH = 4.0L Power Tech I-6 Engine	DGT = 4-Spd. Automatic 46RE
				Transmission
				DGW = TRANSMISSION - 4-SPD. AUTOMATIC, 44RE
				DGO = ALL AUTOMATIC TRANSMISSIONS

AR = use ase required - = Non illustrated part

Rear Seat  
Figure IZJ-610

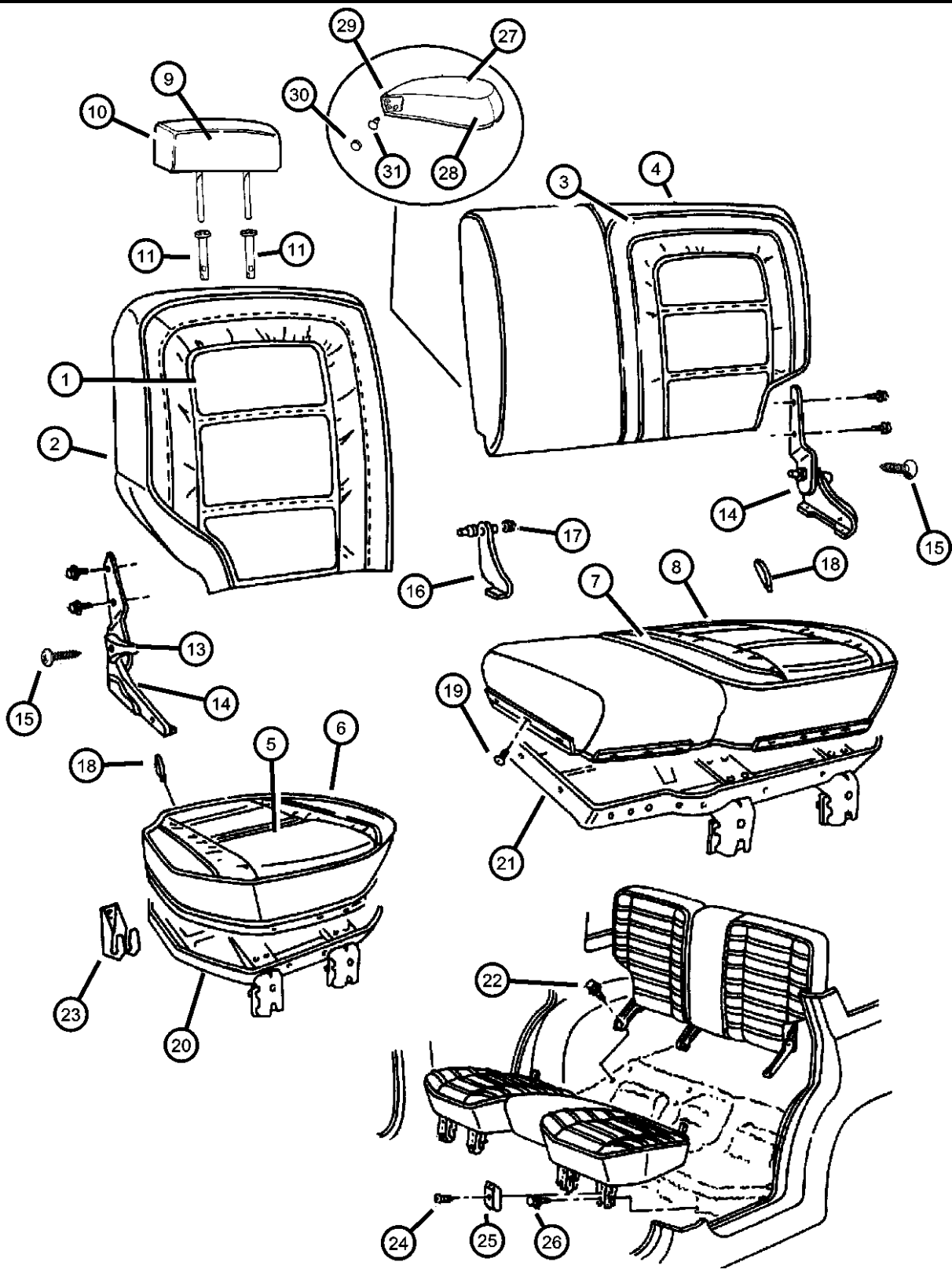


ITEM	PART NUMBER	QTY	LINE	SERIES	BODY	ENGINE	TRANS	TRIM	DESCRIPTION
	0PN30ST6	1						*CL	[T6]
	0PN34SAZ	1						*EL	[AZ]
	0PN34ST6	1						*EL	[T6]
	0PN40SAZ	4						*F5	[AZ]
	0PN40SC3	4						*F5	[C3]
	0PN40ST6	4						*F5	[T6]
	0PN42SJ4	1						*GL	[TG]
	0RK461AZAA	1						*FL	[AZ]
	0RN621AZAA	1						*ML	[AZ]
7									COVER, Rear Seat Cushion, 60%
	0PM81SAZ	1						*EL	[AZ]
	0PM81ST6	1						*EL	[T6]
	0PM83SAZ	1						*CL	[AZ]
	0PM83SC3	1						*CL	[C3]
	0PM83ST6	1						*CL	[T6]
	0PM85SJ4	1						*GL	[TG]
	0PM87SAZ	1						*F5	[AZ]
	0PM87SC3	1						*F5	[C3]
	0PM87ST6	1						*F5	[T6]
	0RK351AZAA	1						*FL	[AZ]
	0RN411AZAA	1						*ML	[AZ]
8									CUSHION ASSEMBLY, Rear Seat, 60%, With Frame Pad and Cover
	0PN31SAZ	1						*CL	[AZ]
	0PN31SC3	1						*CL	[C3]
	0PN31ST6	1						*CL	[T6]
	0PN35SAZ	1						*EL	[AZ]
	0PN35ST6	1						*EL	[T6]
	0PN41SAZ	4						*F5	[AZ]
	0PN41SC3	4						*F5	[C3]
	0PN41ST6	4						*F5	[T6]
	0PN43SJ4	1						*GL	[TG]
	0RK471AZAA	1						*FL	[AZ]

GRAND CHEROKEE (ZJ)		BODY	ENGINE	TRANSMISSION
SERIES	LINE			
L = LOWLINE	T = JEEP - 2WD	74 = SPORT UTILITY 4-DR	ELF = 5.2L V8 MPI Engine	DGK = 4-Spd. Automatic 42RE
	J = JEEP - 4WD		EML = 5.9L V8 MPI Engine	Transmission
			ERH = 4.0L Power Tech I-6	DGT = 4-Spd. Automatic 46RE
			Engine	Transmission
				DGW = TRANSMISSION - 4-SPD.
				AUTOMATIC, 44RE
				DGO = ALL AUTOMATIC
				TRANSMISSIONS



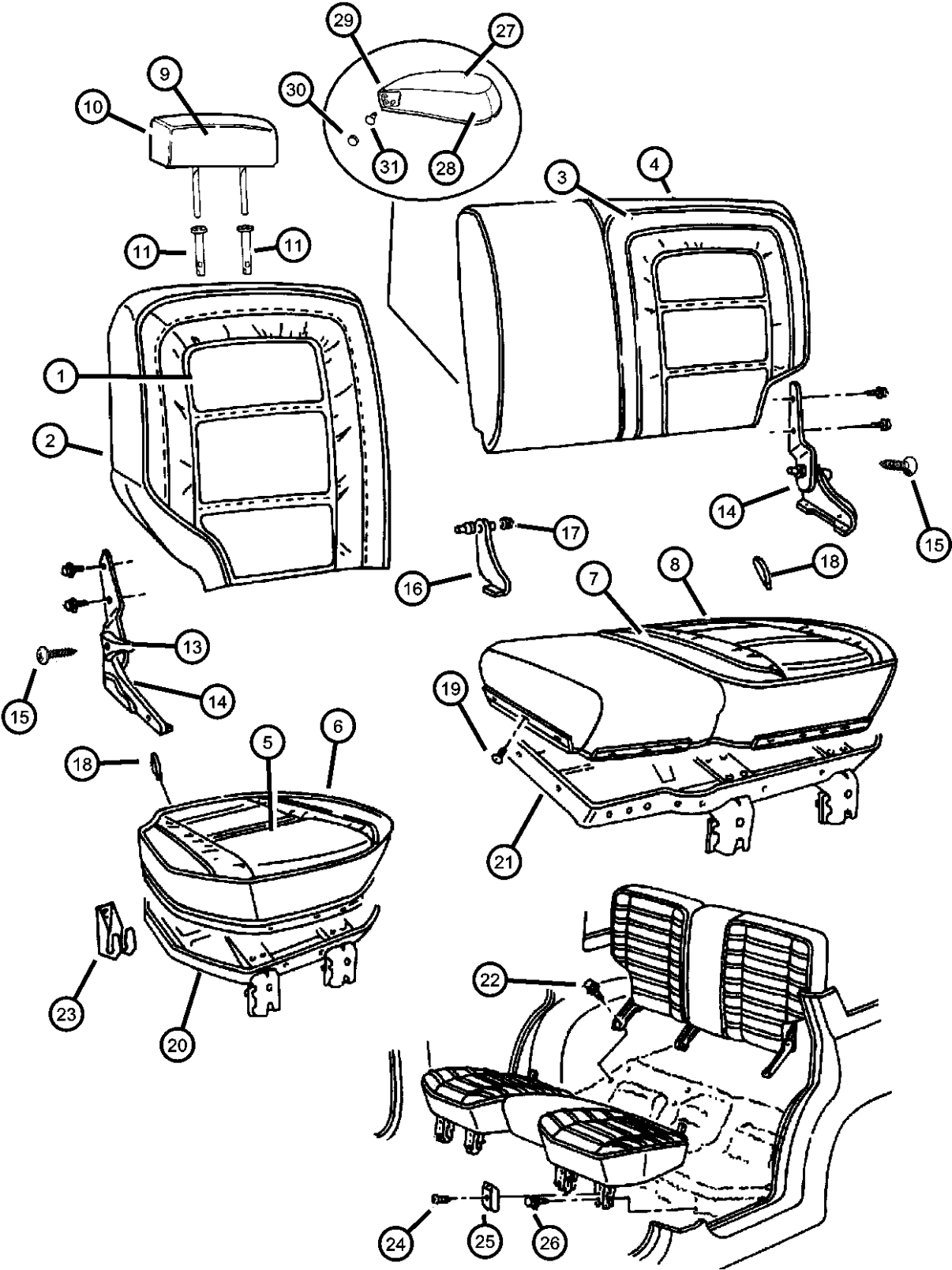
Rear Seat  
Figure IZJ-610



ITEM	PART NUMBER	QTY	LINE	SERIES	BODY	ENGINE	TRANS	TRIM	DESCRIPTION
9	0RN631AZAA	1						*ML [AZ]	COVER, Seat Headrest
	0PM50SAZ	4						*CL [AZ]	
	0PM50SC3	4						*CL [C3]	
	0PM50SJ4	4						*GL [TG]	
	0PM50ST6	4						*CL [T6]	
	0RN361AZAA	4						*ML [AZ]	
10									HEADREST
	0PM90SAZ	4						*CL [AZ]	
	0PM90SC3	4						*CL [C3]	
	0PM90SJ4	4						*GL [TG]	
	0PM90ST6	4						*CL [T6]	
	0PN14SAZ	1						*EL [AZ]	
		1						*FL [AZ]	
	0PN14ST6	4						*EL [T6]	
	0PN15SAZ	4						*F5 [AZ]	
	0PN15SC3	4						*F5 [C3]	
	0PN15ST6	4						*F5 [T6]	
11	0RN421AZAA	4						*ML [AZ]	CYLINDER, Headrest, With Latch
	04723834	4						*GL	
		4						*EL	
		4						*FL	
		1						*F5	
		1						*CL	
-12		4						*ML	CYLINDER, Headrest, Stowage Cylinder, Found in Rear Seat Cushion For Headrest Stowage
	04864985	2						*EL	
		2						*CL	
		2						*GL	
		2						*FL	

GRAND CHEROKEE (ZJ)									
SERIES	LINE								
L = LOWLINE	T = JEEP - 2WD J = JEEP - 4WD			BODY		ENGINE		TRANSMISSION	
				74 = SPORT UTILITY 4-DR		ELF = 5.2L V8 MPI Engine EML = 5.9L V8 MPI Engine ERH = 4.0L Power Tech I-6 Engine		DGK = 4-Spd. Automatic 42RE Transmission DGT = 4-Spd. Automatic 46RE Transmission DGW = TRANSMISSION - 4-SPD. AUTOMATIC, 44RE DGO = ALL AUTOMATIC TRANSMISSIONS	

Rear Seat  
Figure IZJ-610



ITEM	PART NUMBER	QTY	LINE	SERIES	BODY	ENGINE	TRANS	TRIM	DESCRIPTION
13	04773930	2						*F5	HANDLE, Seat Release, Also Served With Latch
		2						*ML	
		1						*F5	
		1						*CL	
		1						*GL	
		1						*EL	
		1						*FL	
		1						*ML	
		1						*F5	
		1						*CL	
14	04773931	1						*GL	LATCH, Seat, Includes Latch, Handle, Cover and Rivnut
		1						*EL	
		1						*FL	
		1						*ML	
		1						*F5	
		1						*CL	
		1						*GL	
		1						*EL	
		1						*FL	
		1						*ML	
15	04773932	1						*F5	SCREW, Recliner Handle
		1						*EL	
		1						*CL	
		1						*GL	
		1						*FL	
		1						*ML	
		1						*F5	
		1						*CL	
		1						*GL	
		1						*EL	
15	04773933	1						*FL	SCREW, Recliner Handle
		1						*ML	
		1						*F5	
		1						*CL	
		1						*GL	
		1						*EL	
		1						*FL	
		1						*ML	
		1						*F5	
		1						*CL	
15	04713800	2						*EL	SCREW, Recliner Handle
		2						*CL	

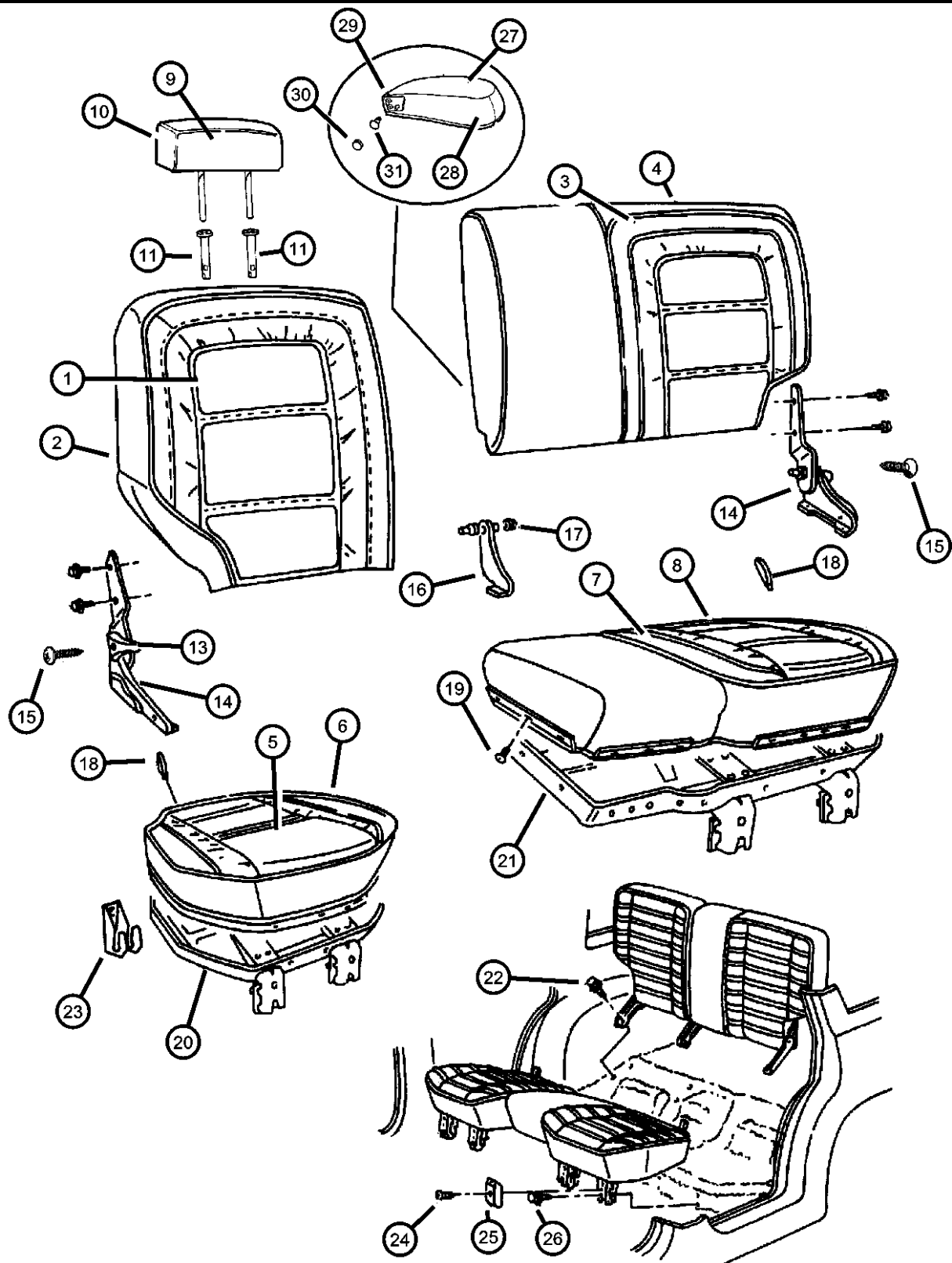
GRAND CHEROKEE (ZJ)  
SERIES LINE  
L = LOWLINE T = JEEP - 2WD  
J = JEEP - 4WD

BODY  
74 = SPORT UTILITY 4-DR

ENGINE  
ELF = 5.2L V8 MPI Engine  
EML = 5.9L V8 MPI Engine  
ERH = 4.0L Power Tech I-6 Engine

TRANSMISSION  
DGK = 4-Spd. Automatic 42RE Transmission  
DGT = 4-Spd. Automatic 46RE Transmission  
DGW = TRANSMISSION - 4-SPD. AUTOMATIC, 44RE  
DGO = ALL AUTOMATIC TRANSMISSIONS

Rear Seat  
Figure IZJ-610



ITEM	PART NUMBER	QTY	LINE	SERIES	BODY	ENGINE	TRANS	TRIM	DESCRIPTION
16	04761926	2						*GL	BRACKET, Pivot, Center
		2						*FL	
		2						*F5	
		2						*ML	
		1						*F5	
		1						*CL	
		1						*GL	
		1						*EL	
		1						*FL	
		1						*ML	
17	04882193								GROMMET, Center Pivot
		2						*EL	
		2						*F5	
		2						*CL	
		2						*GL	
		2						*FL	
		2						*ML	
18	0HC66SAZ	2						*F5	STRAP, Seat Pull
		2						*EL	
		2						*CL	
		2						*FL	
		2						*GL	
		2						*FL	
		2						*ML	
19	0HC66SC3	2						*F5	RETAINER, Cushion Cover
		2						*EL	
		2						*CL	
		2						*FL	
		2						*GL	
		2						*FL	
		2						*ML	
19	0HC66SJ4	2						*F5	RETAINER, Cushion Cover
		2						*EL	
		2						*CL	
		2						*FL	
		2						*GL	
		2						*FL	
		2						*ML	
19	0HC66ST6	2						*F5	RETAINER, Cushion Cover
		2						*EL	
		2						*CL	
		2						*FL	
		2						*GL	
		2						*FL	
		2						*ML	
19	04720778	44						*F5	RETAINER, Cushion Cover

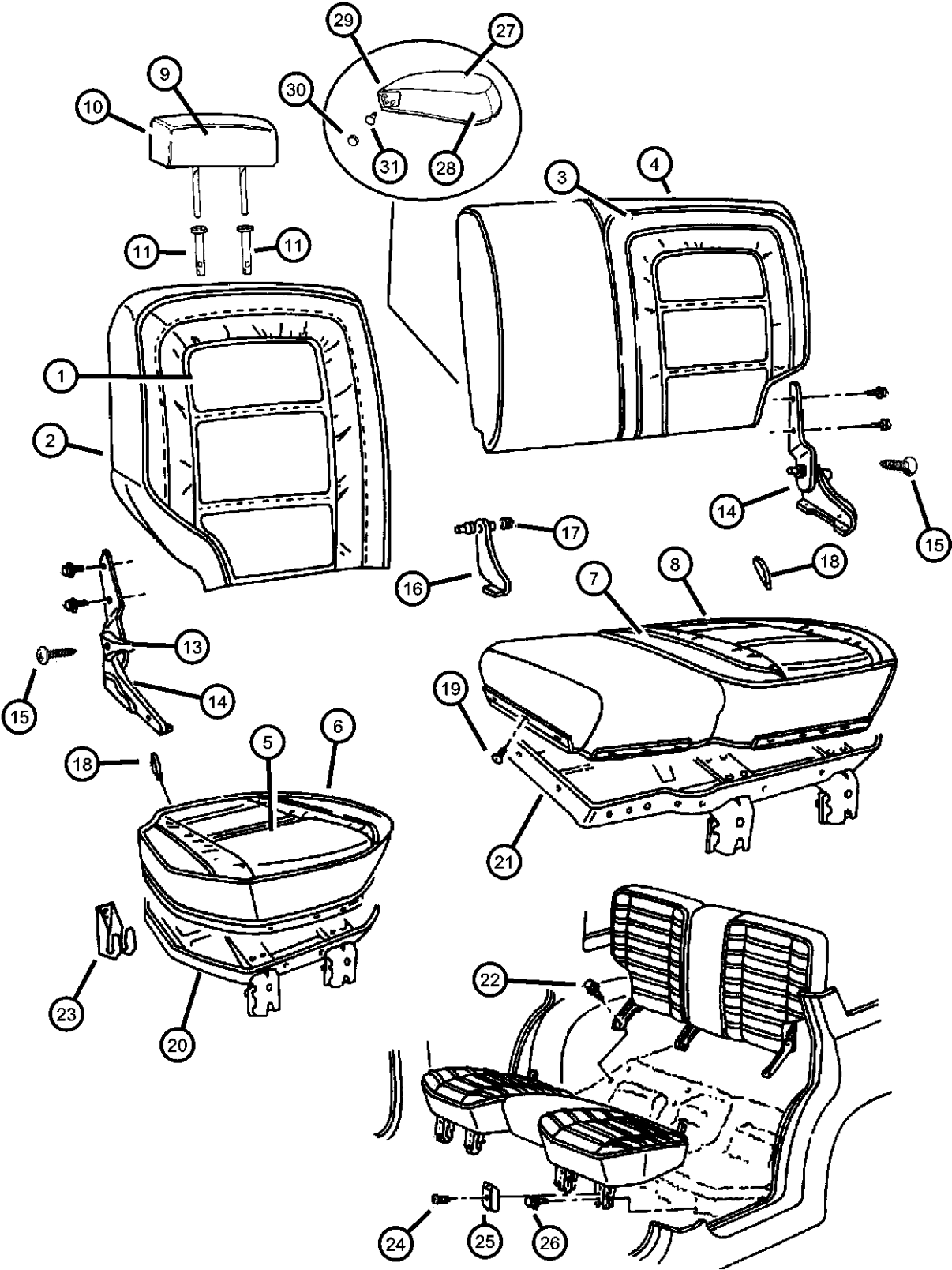
GRAND CHEROKEE (ZJ)  
SERIES LINE  
L = LOWLINE T = JEEP - 2WD  
J = JEEP - 4WD

BODY  
74 = SPORT UTILITY 4-DR

ENGINE  
ELF = 5.2L V8 MPI Engine  
EML = 5.9L V8 MPI Engine  
ERH = 4.0L Power Tech I-6 Engine

TRANSMISSION  
DGK = 4-Spd. Automatic 42RE Transmission  
DGT = 4-Spd. Automatic 46RE Transmission  
DGW = TRANSMISSION - 4-SPD. AUTOMATIC, 44RE  
DGO = ALL AUTOMATIC TRANSMISSIONS

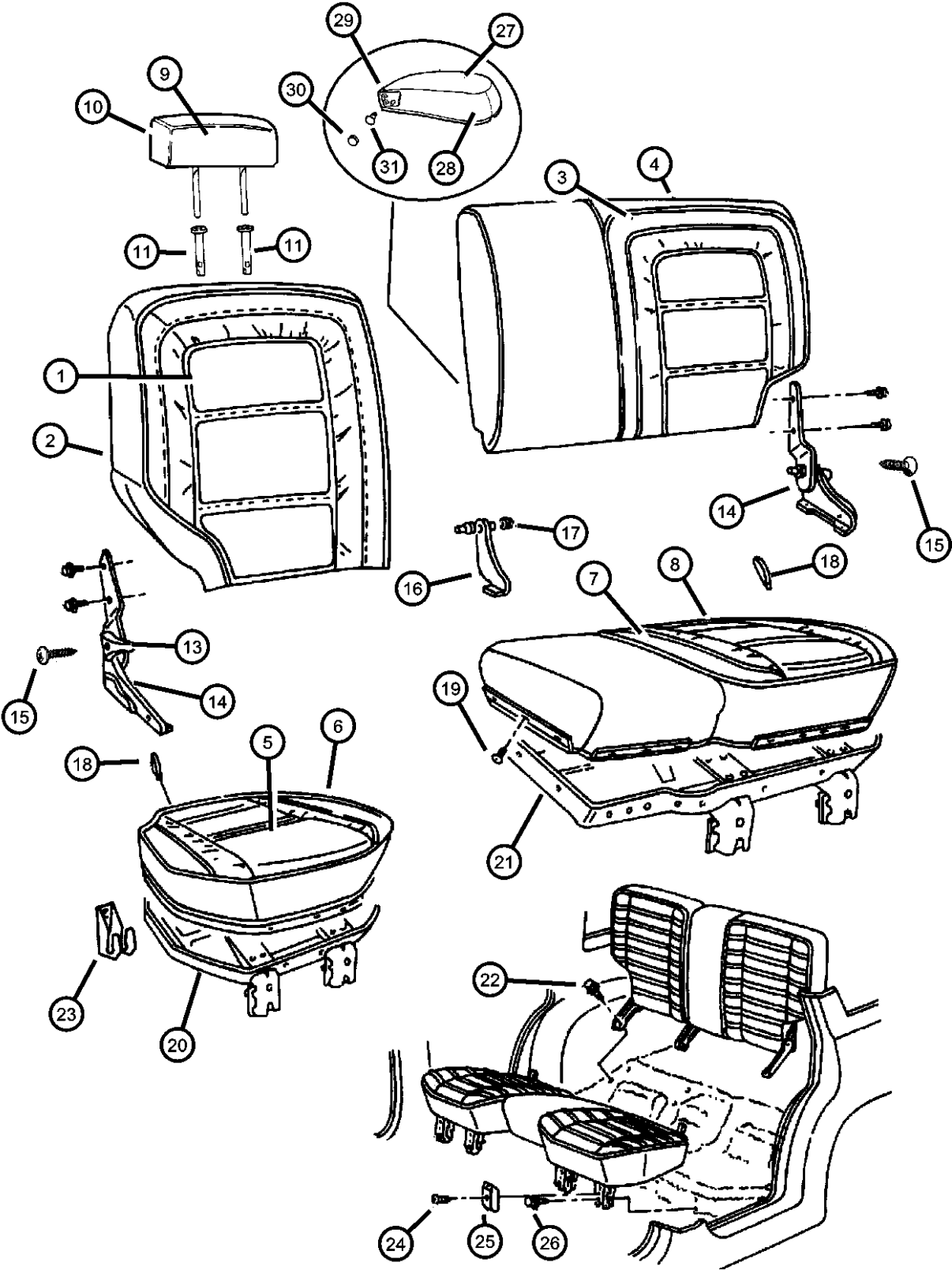
Rear Seat  
Figure IZJ-610



ITEM	PART NUMBER	QTY	LINE	SERIES	BODY	ENGINE	TRANS	TRIM	DESCRIPTION
		44						*CL	
		44						*GL	
		44						*EL	
		44						*FL	
		44						*ML	
20	04864980	1							PANEL, Seat Cushion Base, 40%
		1						*F5	
		1						*EL	
		1						*CL	
		1						*GL	
		1						*FL	
		1						*ML	
21	04864981	1							PANEL, Seat Cushion Base, 60%
		1						*F5	
		1						*CL	
		1						*GL	
		1						*EL	
		1						*FL	
		1						*ML	
22	06503719	4							SCREW AND WASHER, Head
23	55195551	4							Head Lock, M8-1.25x30.00
24	55195551	4							PLATE, Seat Cushion
25	55030548	4							SCREW, 8-18x.375, (NOT
26	06100558	8							SERVICED)
27	0RN521AZAA	1							COVER, Rear Seat Cushion Hinge
28	0RN491AZAA	1							BOLT AND CONED WASHER,
29									Hex Head, M6x25x14
								*ML	ARMREST, Seat, [AZ]
								*ML	COVER, Seat Armrest, [AZ]
									COVER, Seat Armrest, Hinge
									Cover
	05003726AA	1						*ML	Right
	05003727AA	1						*ML	Left
30	05003728AA	2						*ML	COVER, Seat Armrest, Pin Cover

GRAND CHEROKEE (ZJ)									
SERIES	LINE								
L = LOWLINE	T = JEEP - 2WD								
	J = JEEP - 4WD								
					BODY				
					74 = SPORT UTILITY 4-DR				
						ENGINE			
						ELF = 5.2L V8 MPI Engine			TRANSMISSION
						EML = 5.9L V8 MPI Engine			DGK = 4-Spd. Automatic 42RE
						ERH = 4.0L Power Tech I-6			Transmission
						Engine			DGT = 4-Spd. Automatic 46RE
									Transmission
									DGW = TRANSMISSION - 4-SPD.
									AUTOMATIC, 44RE
									DGO = ALL AUTOMATIC
									TRANSMISSIONS

Rear Seat  
Figure IZJ-610



ITEM	PART NUMBER	QTY	LINE	SERIES	BODY	ENGINE	TRANS	TRIM	DESCRIPTION
------	-------------	-----	------	--------	------	--------	-------	------	-------------

31	05003729AA	2							*ML BOLT, Armrest Pivot
-32	04728952AB	1							ANCHOR PACKAGE, Child Seat Tether

GRAND CHEROKEE (ZJ)									
SERIES	LINE								
L = LOWLINE	T = JEEP - 2WD J = JEEP - 4WD				BODY 74 = SPORT UTILITY 4-DR	ENGINE ELF = 5.2L V8 MPI Engine EML = 5.9L V8 MPI Engine ERH = 4.0L Power Tech I-6 Engine	TRANSMISSION DGK = 4-Spd. Automatic 42RE Transmission DGT = 4-Spd. Automatic 46RE Transmission DGW = TRANSMISSION - 4-SPD. AUTOMATIC, 44RE DGO = ALL AUTOMATIC TRANSMISSIONS		

AR = use ase required - = Non illustrated part

Seat Belts, Front Seat  
Figure IZJ-710

ITEM	PART NUMBER	QTY	LINE	SERIES	BODY	ENGINE	TRANS	TRIM	DESCRIPTION
1									SEAT BELT, Front Outer
	5FG04SAZ	1						*O0	[AZ, C3], Right
	5FG04ST6	1						*O0	[TJ, T6], Right
	5FN83LAZ	1						*O0	[AZ, C3], Left
	5FN83RT6	1						*O0	[TJ, T6], Left
2	06032723	4							SCREW, Self Tapping, M4.2x1.69x19.05, Seat Belt to [B] Pillar
3	55196527	2							ADJUSTER, Seat Belt Turning Loop
4									SEAT BELT, Front Inner
	5EP20SAZ	1						*ML	[AZ], Right
		1						*F5	[AZ, C3], Right
		1						*CL	[AZ, C3], Right
		1						*EL	[AZ], Right
		1						*FL	[AZ], Right
	5EP20ST6	1						*F5	[T6], Right
		1						*CL	[T6], Right
		1						*GL	[TG], Right
		1						*EL	[T6], Right
	5FP571AZ	1						*ML	[AZ], Left
		1						*F5	[AZ, C3], Left
		1						*CL	[AZ, C3], Left
		1						*EL	[AZ], Left
		1						*FL	[AZ], Left
	5FP571T6	1						*F5	[T6], Left
		1						*CL	[T6], Left
		1						*GL	[TG], Left
		1						*EL	[T6], Left
5	06034383	1						*O0	SCREW, Pan Head, .437-20x1.5
6									SHIELD, Seat Belt Retractor
	55314564	1							Right
	55314565	1							Left
7	04645780	2							KNOB, Seat Belt Adjuster

GRAND CHEROKEE (ZJ)		BODY	ENGINE	TRANSMISSION
SERIES	LINE			
L = LOWLINE	T = JEEP - 2WD J = JEEP - 4WD	74 = SPORT UTILITY 4-DR	ELF = 5.2L V8 MPI Engine EML = 5.9L V8 MPI Engine ERH = 4.0L Power Tech I-6 Engine	DGK = 4-Spd. Automatic 42RE Transmission DGT = 4-Spd. Automatic 46RE Transmission DGW = TRANSMISSION - 4-SPD. AUTOMATIC, 44RE DGO = ALL AUTOMATIC TRANSMISSIONS

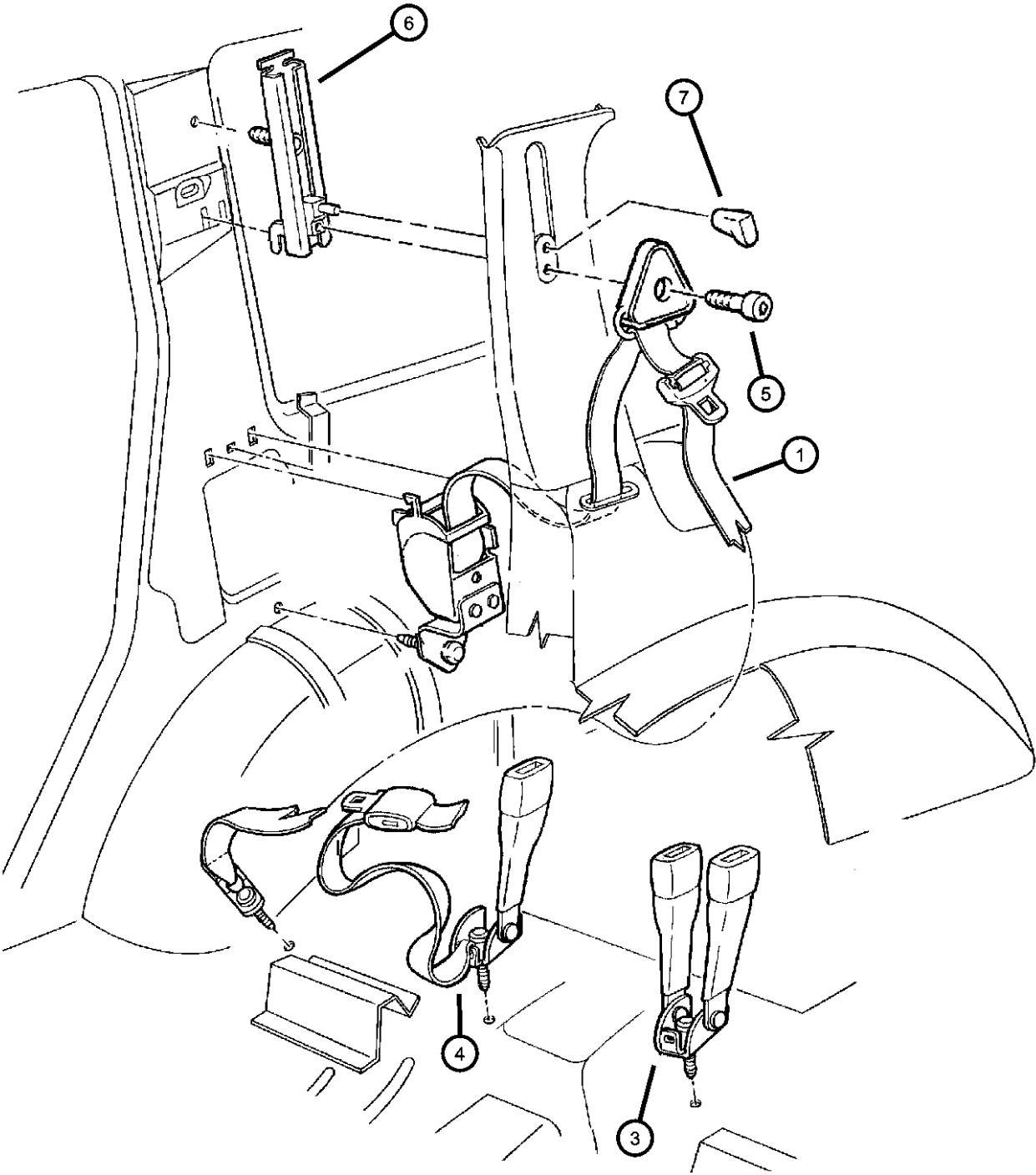
AR = use ase required - = Non illustrated part

Seat Belts, Front Seat  
Figure IZJ-710

ITEM	PART NUMBER	QTY	LINE	SERIES	BODY	ENGINE	TRANS	TRIM	DESCRIPTION
8	06035763	2							SCREW, Turn Loop Attach, .437-20x1.23
9									BOLT, Seat Belt, Traveling Inboard Buckle Attaching, Front
	04874129	2						*F5	
		2						*EL	
		2						*CL	
		2						*GL	
		2						*FL	
		2						*ML	
-10	04740415	1							EXTENDER, Seat Belt

GRAND CHEROKEE (ZJ)					
SERIES	LINE	BODY	ENGINE	TRANSMISSION	
L = LOWLINE	T = JEEP - 2WD J = JEEP - 4WD	74 = SPORT UTILITY 4-DR	ELF = 5.2L V8 MPI Engine EML = 5.9L V8 MPI Engine ERH = 4.0L Power Tech I-6 Engine	DGK = 4-Spd. Automatic 42RE Transmission DGT = 4-Spd. Automatic 46RE Transmission DGW = TRANSMISSION - 4-SPD. AUTOMATIC, 44RE DGO = ALL AUTOMATIC TRANSMISSIONS	

Seat Belts, Rear Seat  
Figure IZJ-720



ITEM	PART NUMBER	QTY	LINE	SERIES	BODY	ENGINE	TRANS	TRIM	DESCRIPTION
1	5EW68SAZ	1						*O0	SEAT BELT, Rear
	5EW68ST6	1						*O0	[AZ, C3], Right
	5EW69SAZ	1						*O0	[T6, TJ], Right
	5EW69ST6	1						*O0	[AZ, C3], Left
-2	06034459	1						*O0	[T6, TJ], Left
3								*O0	SCREW, Pan Head, .437-20x1.875
	5EB61RAZ	1						*O0	SEAT BELT, Rear Lap Buckle, Includes 2 Buckles With Mounting Bolts
	5EB61ST6	1						*O0	[AZ, C3]
4								*O0	[T6, TJ]
	5EB60RAZ	1						*O0	SEAT BELT, Rear Inner, Tip and Buckle With Mounting Bolts
	5EB60ST6	1						*O0	[AZ, C3]
5	06035763	2							[T6, TJ]
6	55196527	2							SCREW, .437-20x1.23
7	04645780	2							ADJUSTER, Seat Belt Turning Loop
									KNOB, Seat Belt Adjuster

GRAND CHEROKEE (ZJ)				
SERIES	LINE	BODY	ENGINE	TRANSMISSION
L = LOWLINE	T = JEEP - 2WD J = JEEP - 4WD	74 = SPORT UTILITY 4-DR	ELF = 5.2L V8 MPI Engine EML = 5.9L V8 MPI Engine ERH = 4.0L Power Tech I-6 Engine	DGK = 4-Spd. Automatic 42RE Transmission DGT = 4-Spd. Automatic 46RE Transmission DGW = TRANSMISSION - 4-SPD. AUTOMATIC, 44RE DGO = ALL AUTOMATIC TRANSMISSIONS



Recliner And Seat Track, Front Seat  
Figure IZJ-810

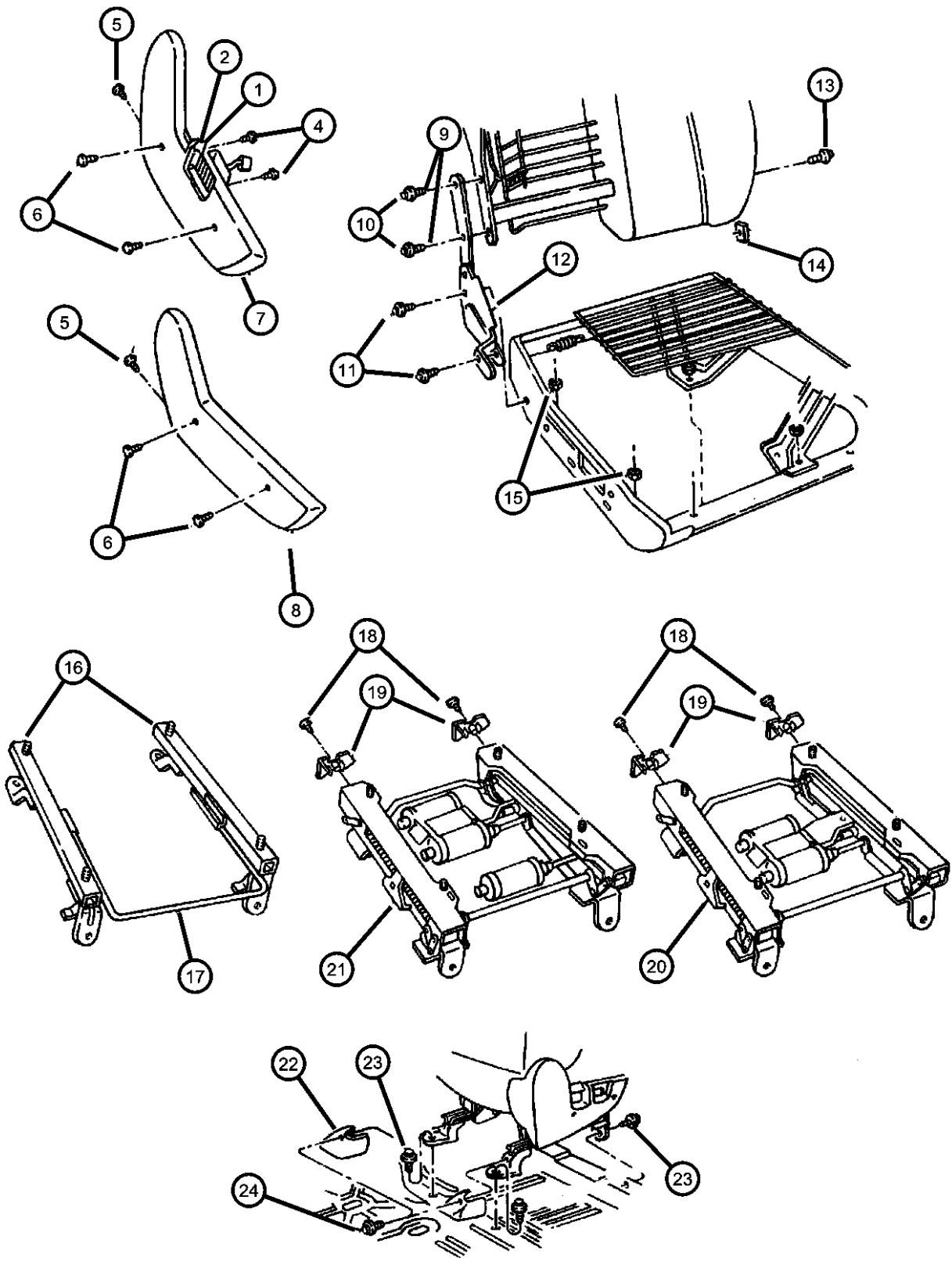
ITEM	PART NUMBER	QTY	LINE	SERIES	BODY	ENGINE	TRANS	TRIM	DESCRIPTION
------	-------------	-----	------	--------	------	--------	-------	------	-------------

1	04601756	1						*ML	SWITCH, Seat Right
		1						*F5	Right
		1						*CL	Right
		1						*GL	Right
		1						*EL	Right
	04601757	1						*ML	Left
		1						*F5	Left
		1						*CL	Left
		1						*GL	Left
		1						*EL	Left
2	56042064	2						*ML	SWITCH, 1 Gang Right
		2						*F5	Right
		2						*CL	Right
		2						*GL	Right
		2						*FL	Right
		2						*EL	Right
		2							
-3	04607042	1						*ML	KNOB, Power Seat Switch Right
		1						*F5	Right
		1						*CL	Right
		1						*GL	Right
		1						*FL	Right
		1						*EL	Right
		1							
	04607043	1						*ML	Left
	04607044	1						*ML	Recliner, Right
		1						*F5	Recliner, Right
		1						*CL	Recliner, Right
		1						*GL	Recliner, Right
		1						*F5	Left
		1						*CL	Left
		1						*GL	Left

GRAND CHEROKEE (ZJ)		BODY		ENGINE	TRANSMISSION
SERIES	LINE				
L = LOWLINE	T = JEEP - 2WD	74 = SPORT UTILITY 4-DR		ELF = 5.2L V8 MPI Engine	DGK = 4-Spd. Automatic 42RE
	J = JEEP - 4WD			EML = 5.9L V8 MPI Engine	Transmission
				ERH = 4.0L Power Tech I-6	DGT = 4-Spd. Automatic 46RE
				Engine	Transmission
					DGW = TRANSMISSION - 4-SPD.
					AUTOMATIC, 44RE
					DGO = ALL AUTOMATIC
					TRANSMISSIONS

Recliner And Seat Track, Front Seat  
Figure IZJ-810

ITEM	PART NUMBER	QTY	LINE	SERIES	BODY	ENGINE	TRANS	TRIM	DESCRIPTION
------	-------------	-----	------	--------	------	--------	-------	------	-------------



		1						*EL	Left
		1						*FL	Left
	04607045	1						*EL	Recliner, Left
		1						*FL	Recliner, Right
		1						*EL	Recliner, Right
		1						*ML	Recliner, Left
		1						*F5	Recliner, Left
		1						*CL	Recliner, Left
		1						*GL	Recliner, Left
		1						*FL	Recliner, Left
4		1							SCREW, 10-16x.62, (NOT SERVICED),
5									SCREW, Trim, Side Shield Attaching
	04720769	10						*F5	
		10						*CL	
		10						*GL	
		10						*EL	
		10						*ML	
		1						*FL	
6									SCREW, Trim, Side Shield Attaching
	04720770	4						*F5	
		4						*ML	
		4						*CL	
		4						*GL	
		4						*EL	
		4						*FL	
7									SHIELD, Seat Adjuster
	0PQ18SAZ	1						*EL	[AZ], Right
		1						*CL	[AZ], Right
		1						*FL	[AZ], Right
	0PQ19SAZ	1						*EL	[AZ], Left
		1						*ML	[AZ], Right

GRAND CHEROKEE (ZJ)		BODY		ENGINE	TRANSMISSION
SERIES	LINE				
L = LOWLINE	T = JEEP - 2WD	74 = SPORT UTILITY 4-DR		ELF = 5.2L V8 MPI Engine	DGK = 4-Spd. Automatic 42RE
	J = JEEP - 4WD			EML = 5.9L V8 MPI Engine	Transmission
				ERH = 4.0L Power Tech I-6 Engine	DGT = 4-Spd. Automatic 46RE
					Transmission
					DGW = TRANSMISSION - 4-SPD.
					AUTOMATIC, 44RE
					DGO = ALL AUTOMATIC TRANSMISSIONS

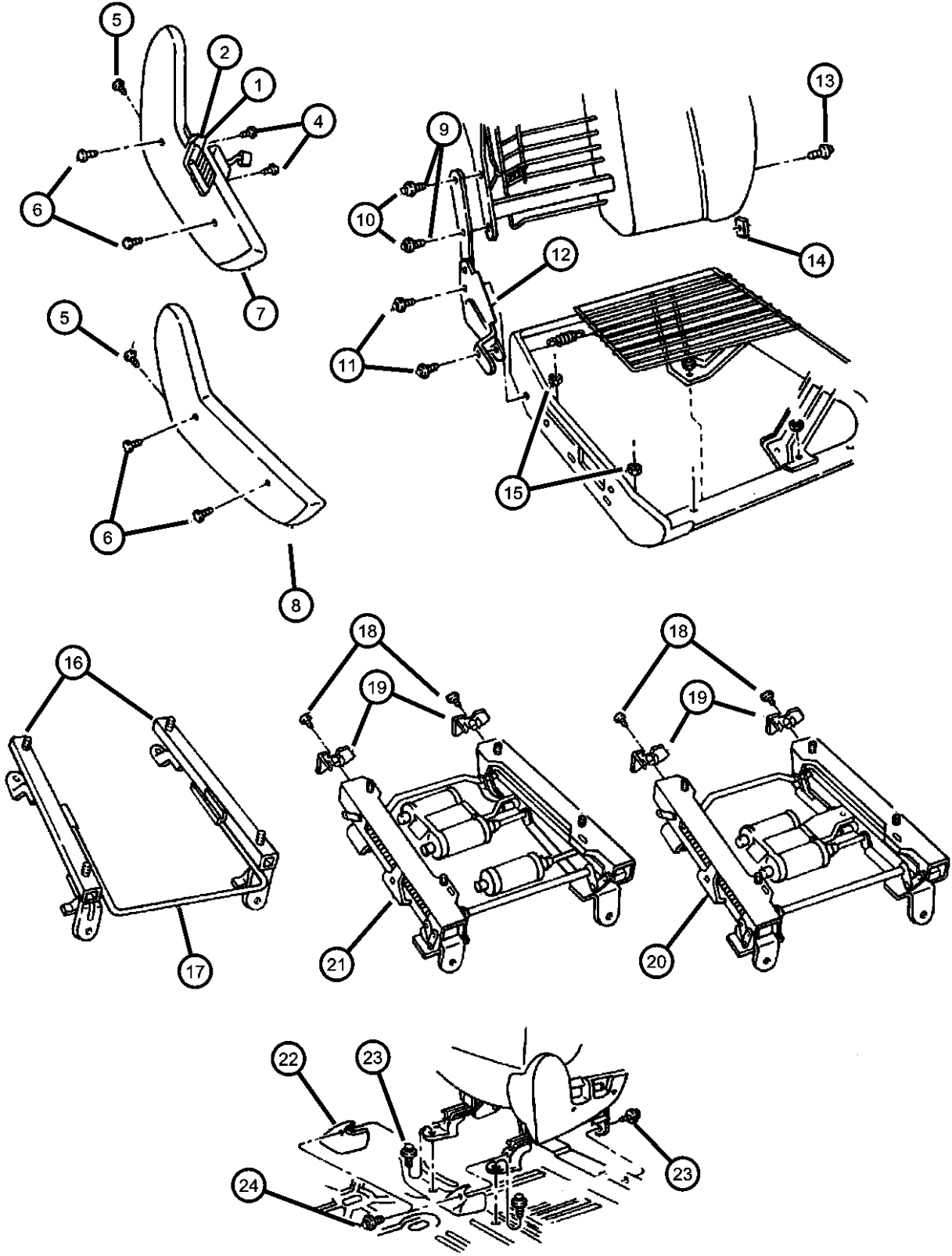
Recliner And Seat Track, Front Seat  
Figure IZJ-810

ITEM	PART NUMBER	QTY	LINE	SERIES	BODY	ENGINE	TRANS	TRIM	DESCRIPTION
	0PQ18SC3	1						*F5	[C3], Right
		1						*CL	[C3], Right
	0PQ18ST6	1						*F5	[T6], Right
		1						*EL	[T6], Right
		1						*CL	[T6], Right
		1						*GL	[T6], Right
		1						*CL	[AZ], Left
		1						*FL	[AZ], Left
		1						*ML	[AZ], Left
	0PQ19SC3	1						*F5	[C3], Left
		1						*CL	[C3], Left
	0PQ19ST6	1						*F5	[T6], Left
		1						*EL	[T6], Left
		1						*CL	[T6], Left
		1						*GL	[T6], Left
8									SHIELD, Seat Cushion, Manual Seat
	0PJ63SAZ	1						*F5	[AZ], Left
	0PJ63SC3	1						*F5	[C3], Left
	0PJ63ST6	1						*F5	[T6], Left
	0PJ62SAZ	1						*F5	[AZ], Right
	0PJ62SC3	1						*F5	[C3], Right
	0PJ62ST6	1						*F5	[T6], Right
9	04720768	4						*F5	BOLT, Recliner to Seat BackManual Seat
10									BOLT
	04882903	4						*CL	Power Seat
		4						*GL	Power Seat
		4						*EL	Power Seat
		4						*FL	Power Seat
		4						*ML	Power Seat
11									BOLT, Recliner To Cushion, Front Seat
	04796793	4						*F5	

GRAND CHEROKEE (ZJ)		BODY		ENGINE		TRANSMISSION	
SERIES	LINE						
L = LOWLINE	T = JEEP - 2WD J = JEEP - 4WD	74 = SPORT UTILITY 4-DR		ELF = 5.2L V8 MPI Engine EML = 5.9L V8 MPI Engine ERH = 4.0L Power Tech I-6 Engine		DGK = 4-Spd. Automatic 42RE Transmission DGT = 4-Spd. Automatic 46RE Transmission DGW = TRANSMISSION - 4-SPD. AUTOMATIC, 44RE DGO = ALL AUTOMATIC TRANSMISSIONS	

Recliner And Seat Track, Front Seat  
Figure IZJ-810

ITEM	PART NUMBER	QTY	LINE	SERIES	BODY	ENGINE	TRANS	TRIM	DESCRIPTION
------	-------------	-----	------	--------	------	--------	-------	------	-------------

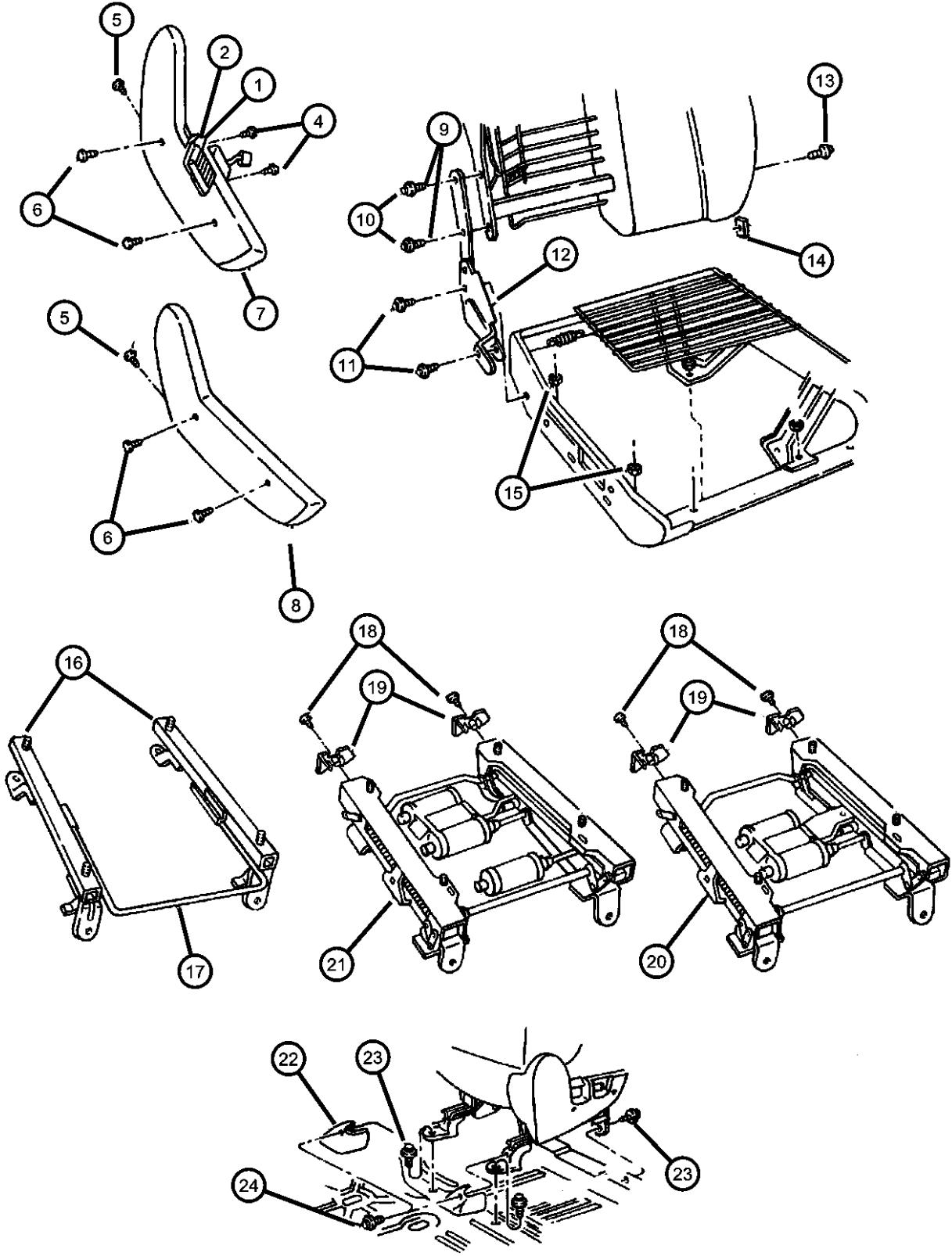


		4						*CL	
		4						*GL	
		4						*EL	
		4						*FL	
		4						*ML	
12									RECLINER, Seat Back
	04856748	1						*CL	Power Seat, Right
		1						*GL	Power Seat, Right
	04796714	1						*F5	Includes Handle, Manual Seat, Right
	04796715	1						*F5	Includes Handle, Manual Seat, Left
		1						*F5	Power Seat, Right
		1						*EL	Power Seat, Right
		1						*FL	Power Seat, Right
		1						*ML	Power Seat, Right
	04856749	1						*F5	Power Seat, Left
		1						*EL	Power Seat, Left
		1						*FL	Power Seat, Left
		1						*GL	Power Seat, Left
	04864861	1						*CL	With Memory, Power Seat, Left
		1						*GL	With Memory, Power Seat, Left
		1						*ML	With Memory, Power Seat, Left
13									BOLT, Shoulder, I.B.-Back To Cushion-Pivot
	04797554	2						*EL	
		2						*CL	
		2						*GL	
		2						*F5	
		2						*FL	
		2						*ML	
14									U-NUT, Seat Back, Frame
	04713982	2						*EL	
		2						*CL	

GRAND CHEROKEE (ZJ)		BODY		ENGINE		TRANSMISSION	
SERIES	LINE						
L = LOWLINE	T = JEEP - 2WD J = JEEP - 4WD	74 = SPORT UTILITY 4-DR		ELF = 5.2L V8 MPI Engine EML = 5.9L V8 MPI Engine ERH = 4.0L Power Tech I-6 Engine		DGK = 4-Spd. Automatic 42RE Transmission DGT = 4-Spd. Automatic 46RE Transmission DGW = TRANSMISSION - 4-SPD. AUTOMATIC, 44RE DGO = ALL AUTOMATIC TRANSMISSIONS	

Recliner And Seat Track, Front Seat  
Figure IZJ-810

ITEM	PART NUMBER	QTY	LINE	SERIES	BODY	ENGINE	TRANS	TRIM	DESCRIPTION
------	-------------	-----	------	--------	------	--------	-------	------	-------------

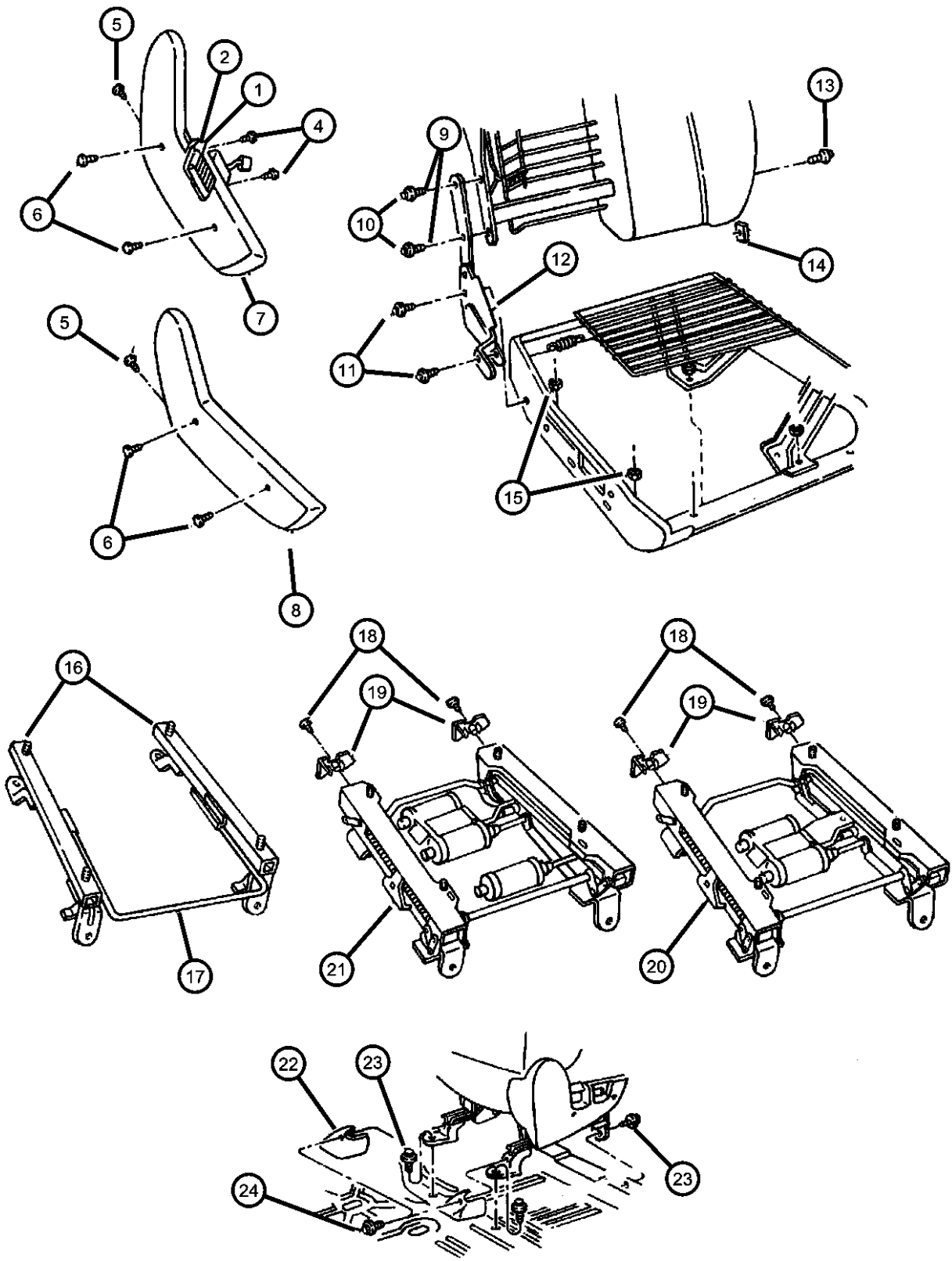


		2						*GL	
		2						*FL	
		2						*F5	
		2						*ML	
15	05101925AA	8						*O0	NUT, Seat Adjuster To Cushion
16									ADJUSTER, Manual Seat
	04856551	1						*F5	Passenger Inboard
	04856552	1						*F5	Passenger Outboard
	04856553	1						*F5	Driver, Inboard
	04856554	1						*F5	Driver, Outboard
17	04713930	2						*F5	HANDLE, Seat Release
18	04713930	2							SCREW, 8-18x.62, (NOT SERVICED)
19									SHIELD, Seat Adjuster
	04723888	2						*F5	Driver, Inboard, Passenger Outboard
		2						*ML	Driver, Inboard, Passenger Outboard
	04723889	2						*GL	Driver, Outboard, Passenger Inboard
		2						*EL	Driver, Outboard, Passenger Inboard
		2						*EL	Driver, Inboard, Passenger Outboard
		2						*CL	Driver, Inboard, Passenger Outboard
		2						*GL	Driver, Inboard, Passenger Outboard
		2						*FL	Driver, Inboard, Passenger Outboard
		2						*FL	Driver, Outboard, Passenger Inboard
		1						*F5	Driver, Outboard, Passenger Inboard
		1						*CL	Driver, Outboard, Passenger Inboard
		2						*ML	Driver, Outboard, Passenger Inboard
20									ADJUSTER, Power Seat, Includes Motor Without Memory

GRAND CHEROKEE (ZJ)				
SERIES	LINE	BODY	ENGINE	TRANSMISSION
L = LOWLINE	T = JEEP - 2WD J = JEEP - 4WD	74 = SPORT UTILITY 4-DR	ELF = 5.2L V8 MPI Engine EML = 5.9L V8 MPI Engine ERH = 4.0L Power Tech I-6 Engine	DGK = 4-Spd. Automatic 42RE Transmission DGT = 4-Spd. Automatic 46RE Transmission DGW = TRANSMISSION - 4-SPD. AUTOMATIC,44RE DGO = ALL AUTOMATIC TRANSMISSIONS

Recliner And Seat Track, Front Seat  
Figure IZJ-810

ITEM	PART NUMBER	QTY	LINE	SERIES	BODY	ENGINE	TRANS	TRIM	DESCRIPTION
------	-------------	-----	------	--------	------	--------	-------	------	-------------



	04856752	1						*CL	Right
		1						*GL	Right
		1						*EL	Right
		1						*FL	Right
		1						*F5	Right
		1						*ML	Right
	04897350AA	1						*F5	One Electrical Connector on Horizontal Motor, Left
		1						*EL	One Electrical Connector on Horizontal Motor, Left
		1						*FL	One Electrical Connector on Horizontal Motor, Left
21									ADJUSTER, Power Seat, Power With Memory, Includes Motor, Left Only, 2 Electrical Connectors on Horizontal Motor
	04897351AA	1						*GL	
		1						*ML	
		1						*CL	
22									COVER, Power Seat Track
	5CC16SAZ	4						*O0	[AZ]
	5CC16SC3	4						*O0	[C3]
	5CC16ST6	4						*O0	[T6]
23	06501093	8							SCREW AND WASHER, Hex Head, M8x1.25x40, Seat Adjuster to Floor
24	00153749	4							SCREW, .164-15x.750, Power Seat Track Cover Attach

GRAND CHEROKEE (ZJ)		BODY		ENGINE		TRANSMISSION	
SERIES	LINE						
L = LOWLINE	T = JEEP - 2WD J = JEEP - 4WD	74 = SPORT UTILITY 4-DR		ELF = 5.2L V8 MPI Engine EML = 5.9L V8 MPI Engine ERH = 4.0L Power Tech I-6 Engine		DGK = 4-Spd. Automatic 42RE Transmission DGT = 4-Spd. Automatic 46RE Transmission DGW = TRANSMISSION - 4-SPD. AUTOMATIC, 44RE DGO = ALL AUTOMATIC TRANSMISSIONS	

Panels, Liftgate and Scuff Plate  
Figure IZJ-1010

ITEM	PART NUMBER	QTY	LINE	SERIES	BODY	ENGINE	TRANS	TRIM	DESCRIPTION
1									PANEL, Liftgate
	5FC72LAZAB	1						*O0	[AZ]
	5FC72RC3AB	1						*O0	[C3]
	5FC72RT6AB	1						*O0	[T6]
-2	06504188	2						*O0	PIN, Push
3									PANEL, Liftgate Lower
	5EZ501T9	1						*O0	[T6]
	5EZ50SAZ	1						*O0	[AZ]
	5EZ50SC3	1						*O0	[C3]
-4	34202599	2						*O0	FASTENER, Trim Panel Attaching
-5	06502991	4						*O0	FASTENER, M7.1 Hole Push In
6	06032723	2							SCREW, Self Tapping, M4.2x1.69x19.05, Trim Panel Attaching
7									PLATE, Rear Door Scuff
	55030746	1							Right
	55030747	1							Left
8									PLATE, Front Door Scuff
	55030744	1							Right
	55030745	1							Left
9	5FM39SAZ	1						*O0	PANEL, Liftgate, Liftgate Opening Upper (includes lamp assembly with bulb, louvers and clips), Paint as Required
-10	5CU00SAZ	4						*O0	LOUVER, Liftgate, Liftgate Opening Moulding, Paint as Required
-11	L0000561	1						*O0	BULB, 561, Liftgate Opening Moulding Lamp
12									PANEL, Liftgate Opening
	5DG71SAZ	1						*O0	[AZ], Lower
	5DG71SC3	1						*O0	[C3], Lower
	5DG71ST6	1						*O0	[TJ, T6], Lower
13	06033718	4							SCREW, Tapping, .19-16x.625
14	00153459	2							SCREW, Oval Head, .164-18x1
15	00154792	6							SCREW

GRAND CHEROKEE (ZJ)

SERIES LINE  
L = LOWLINE T = JEEP - 2WD  
J = JEEP - 4WD

BODY  
74 = SPORT UTILITY 4-DR

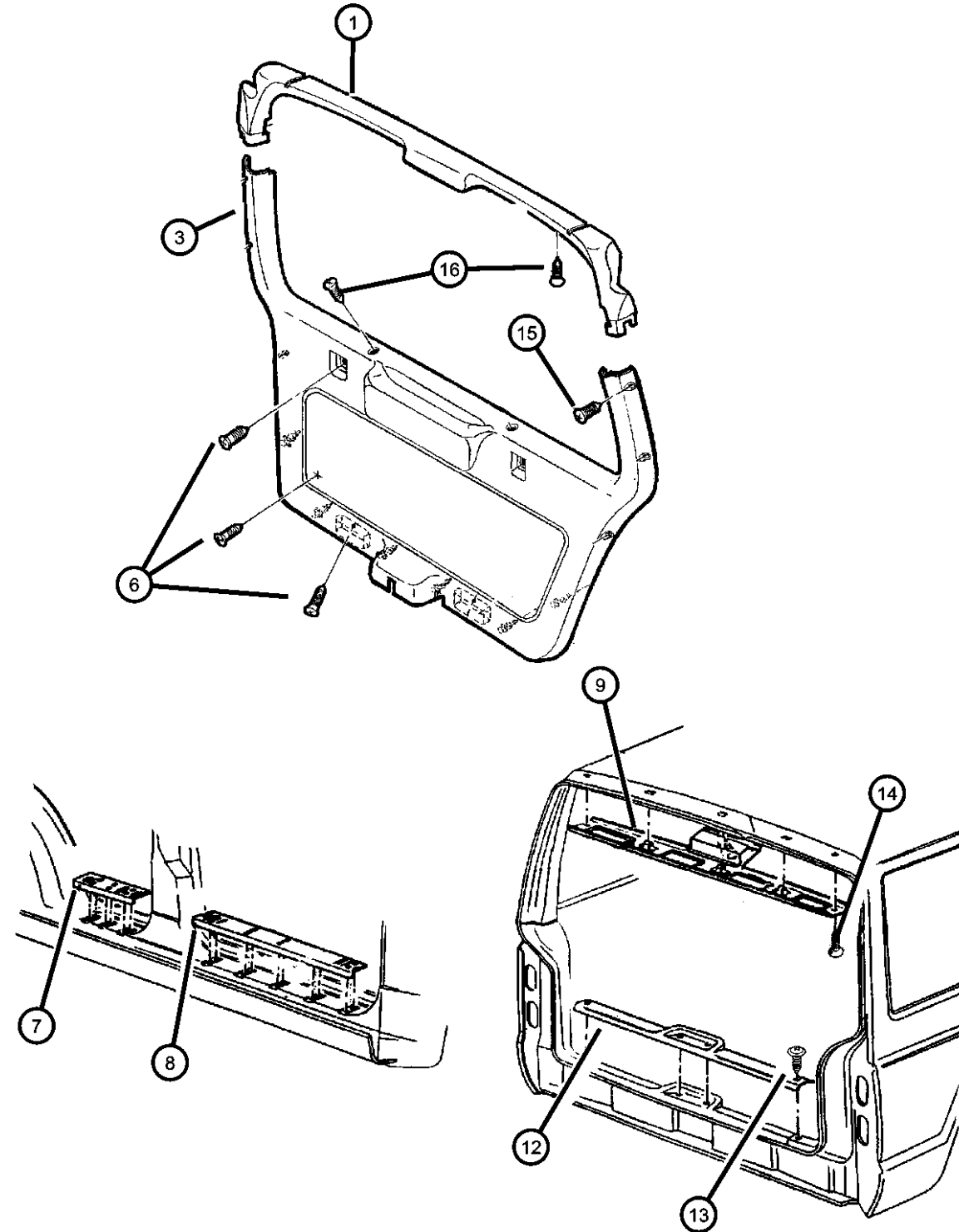
ENGINE  
ELF = 5.2L V8 MPI Engine  
EML = 5.9L V8 MPI Engine  
ERH = 4.0L Power Tech I-6  
Engine

TRANSMISSION  
DGK = 4-Spd. Automatic 42RE  
Transmission  
DGT = 4-Spd. Automatic 46RE  
Transmission  
DGW = TRANSMISSION - 4-SPD.  
AUTOMATIC, 44RE  
DGO = ALL AUTOMATIC  
TRANSMISSIONS

AR = use ase required - = Non illustrated part

1998 ZJ

### Panels, Liftgate and Scuff Plate Figure IZJ-1010



ITEM	PART NUMBER	QTY	LINE	SERIES	BODY	ENGINE	TRANS	TRIM	DESCRIPTION
16	00154792	6							SCREW, M4.2x1.41x52.80, (NOT SERVICED)
-17	55216485	1							INSULATION, Liftgate, Water Shield

**GRAND CHEROKEE (ZJ)**

SERIES                      LINE  
L = LOWLINE              T = JEEP - 2WD  
                                     J = JEEP - 4WD

BODY  
74 = SPORT UTILITY 4-DR

ENGINE  
ELF = 5.2L V8 MPI Engine  
EML = 5.9L V8 MPI Engine  
ERH = 4.0L Power Tech I-6  
Engine

TRANSMISSION  
DGK = 4-Spd. Automatic 42RE  
Transmission  
DGT = 4-Spd. Automatic 46RE  
Transmission  
DGW = TRANSMISSION - 4-SPD.  
AUTOMATIC, 44RE  
DGO = ALL AUTOMATIC  
TRANSMISSIONS

AR = use ase required    - = Non illustrated part

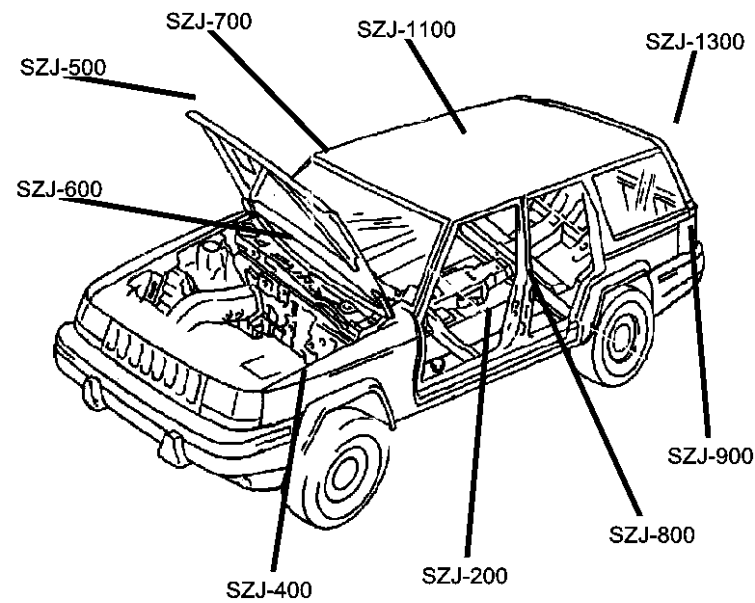
1998 ZJ

**<< RETURN TO GROUP INDEX**

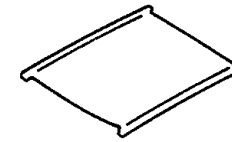


# Group - SZJ

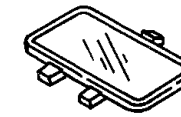
## Body Sheet Metal Except Doors



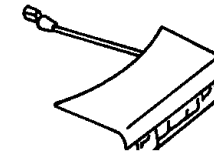
**SZJ-1100**  
Roof Panels




**SZJ-1200**  
Sunroof



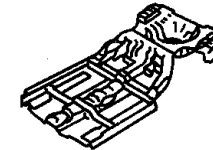
**SZJ-1300**  
Liftgate Panel



**SZJ-1600**  
Luggage Rack




**SZJ-200**  
Floor Pans




**SZJ-300**  
Plugs




**SZJ-400**  
Front Fenders



**SZJ-500**  
Hood and Hood Release



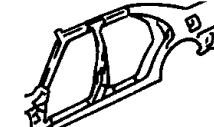
**SZJ-600**  
Cowl and Dash Panel



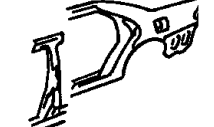
**SZJ-700**  
Glass and Rear View Mirror



**SZJ-800**  
Aperture Panel



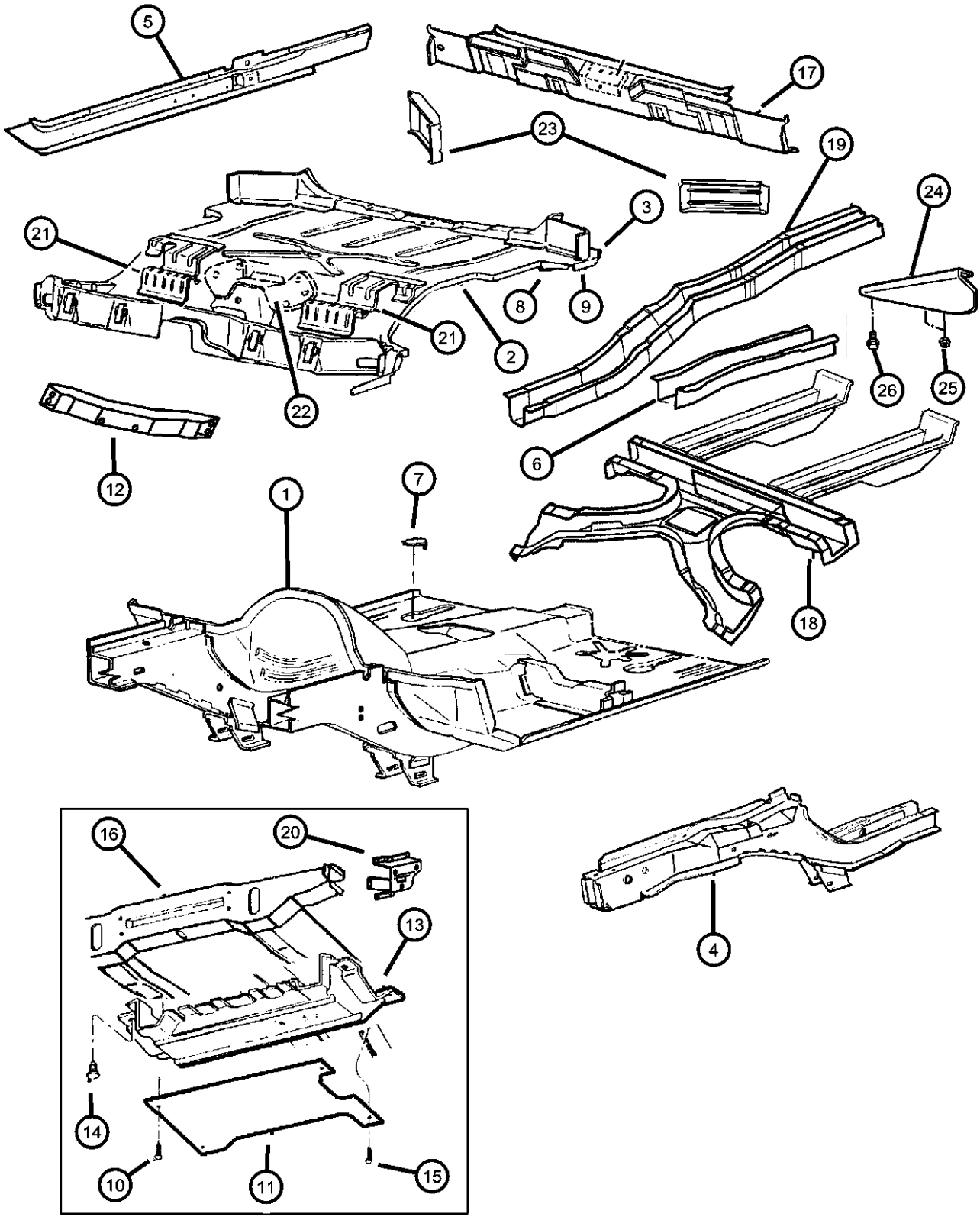
**SZJ-900**  
Quarter Panel and Pillars



Group - SZJ Body Sheet Metal Except Doors

Illustration Title	Group-Fig. No.
<b>Floor Pans</b>	
Pans, Floor .....	Fig. SZJ - 210
Front End Skid Plates .....	Fig. SZJ - 220
<b>Plugs</b>	
Plugs, Body .....	Fig. SZJ - 310
<b>Front Fenders</b>	
Fenders, Front .....	Fig. SZJ - 410
Panels, Front End Inner And Wheelhouse .....	Fig. SZJ - 420
<b>Hood and Hood Release</b>	
Hood, Latch and Hinges .....	Fig. SZJ - 510
<b>Cowl and Dash Panel</b>	
Panels, Cowl and Dash .....	Fig. SZJ - 610
<b>Glass and Rear View Mirror</b>	
Glass, Windshield, Quarter Window and Rear View Mirror .....	Fig. SZJ - 710
Glass, Backlite .....	Fig. SZJ - 720
<b>Aperture Panel</b>	
Panels, Body Side .....	Fig. SZJ - 810
<b>Quarter Panel and Pillars</b>	
Panels, Rear Quarter .....	Fig. SZJ - 910
<b>Roof Panels</b>	
Panels, Roof .....	Fig. SZJ - 1110
<b>Sunroof</b>	
Sunroof, Component Parts .....	Fig. SZJ - 1210
<b>Liftgate Panel</b>	
Lift Door, Latch And Hinges .....	Fig. SZJ - 1310
<b>Luggage Rack</b>	
Roof Rack, Laredo .....	Fig. SZJ - 1610
Roof Rack, Limited 5.9 Package .....	Fig. SZJ - 1620

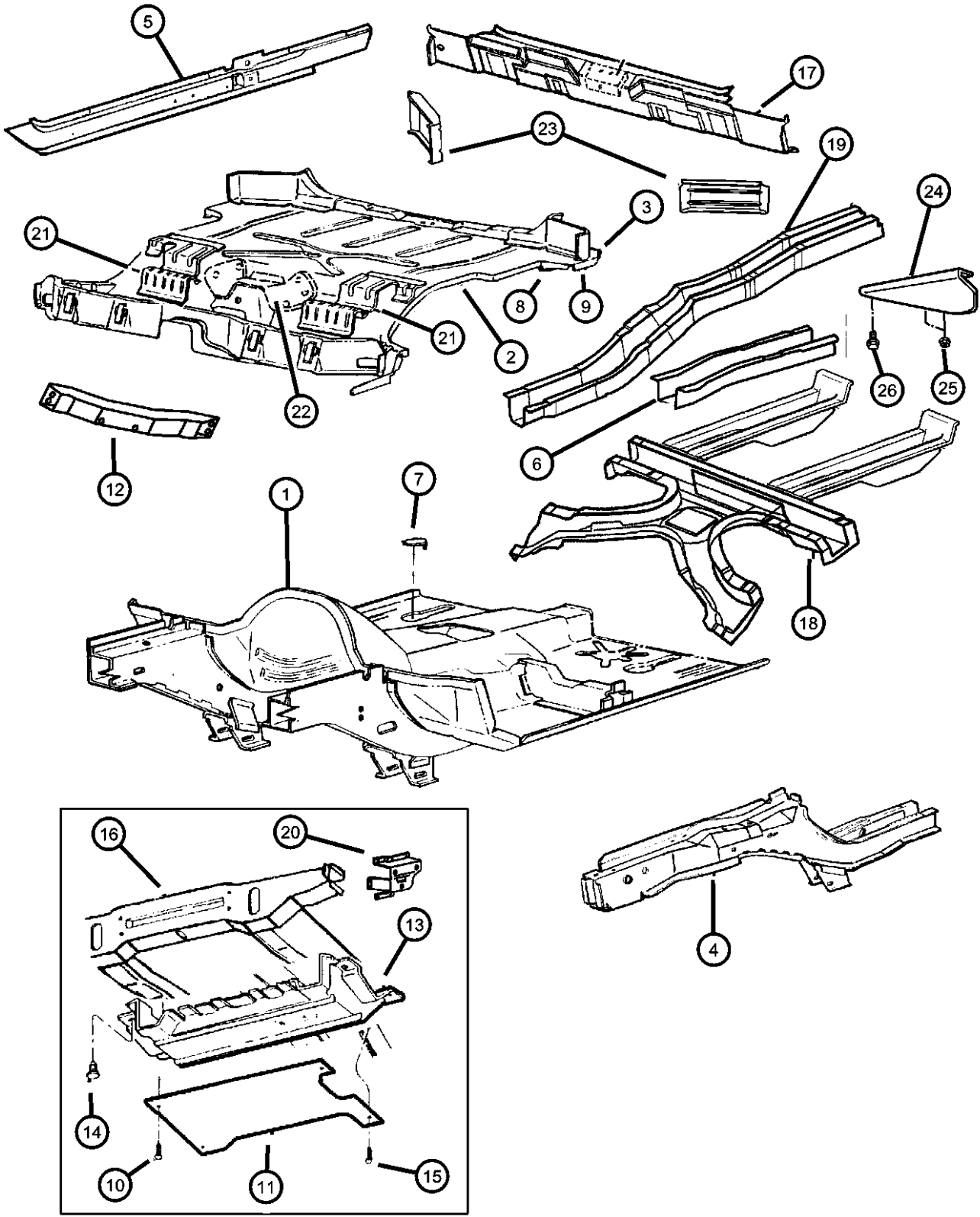
Pans, Floor  
Figure SZJ-210



ITEM	PART NUMBER	QTY	LINE	SERIES	BODY	ENGINE	TRANS	TRIM	DESCRIPTION
1	55296104	1							PAN, FloorFront
2	04886037AB	1							PAN, Rear Floor
3									BRACE, Liftgate Opening To Floor
	55031440	1							Right
	55031441	1							Left
4									PANEL, Sill
	04746172	1							Right, Front
	04746173	1							Left, Front
5									SILL, Body Side
	55295740	1							Right
	55295741	1							Left
6	55234743	2							PANEL, SillCenter
7	04586055	18							PLUG, Floor Pan
8	56006276	2							PLUG, Body, 44.45mm X 31.75mm
9	55075527	2							PLUG, Sunroof Drain Hose, With Valve
10	55075527	2							RETAINER, (NOT SERVICED)
11	55346021	1							SHIELD, Splash, Underbody
12	52058765	1							CROSSMEMBER, Transmission
13	55035951	1							DEFLECTOR, RadiatorLower
14	06503221	2							PIN, Air Deflector
15	06030441	1							PIN, Retainer, Radiator Baffle
16	55255200	1							CROSSMEMBER, Front SuspensionFront Lower
17	04741365	1							SIDEMEMBER, FloorRear
18	04883958AA	1							SIDEMEMBER, FloorFuel Tank
19									SILL, Rear
	04796684	1							Right
	04796685	1							Left
20									BRACKET, Fascia to Fender
	55032816	1							Right
	55032817	1							Left
21	55254989AB	2							STRIKER, Seat Cushion Latch

GRAND CHEROKEE (ZJ)								
SERIES	LINE							
L = LOWLINE	T = JEEP - 2WD J = JEEP - 4WD							
		BODY				ENGINE		TRANSMISSION
		74 = SPORT UTILITY 4-DR				ELF = 5.2L V8 MPI Engine		DGK = 4-Spd. Automatic 42RE
						EML = 5.9L V8 MPI Engine		Transmission
						ERH = 4.0L Power Tech I-6 Engine		DGT = 4-Spd. Automatic 46RE
								Transmission
								DGW = TRANSMISSION - 4-SPD. AUTOMATIC, 44RE
								DGO = ALL AUTOMATIC TRANSMISSIONS

Pans, Floor  
Figure SZJ-210



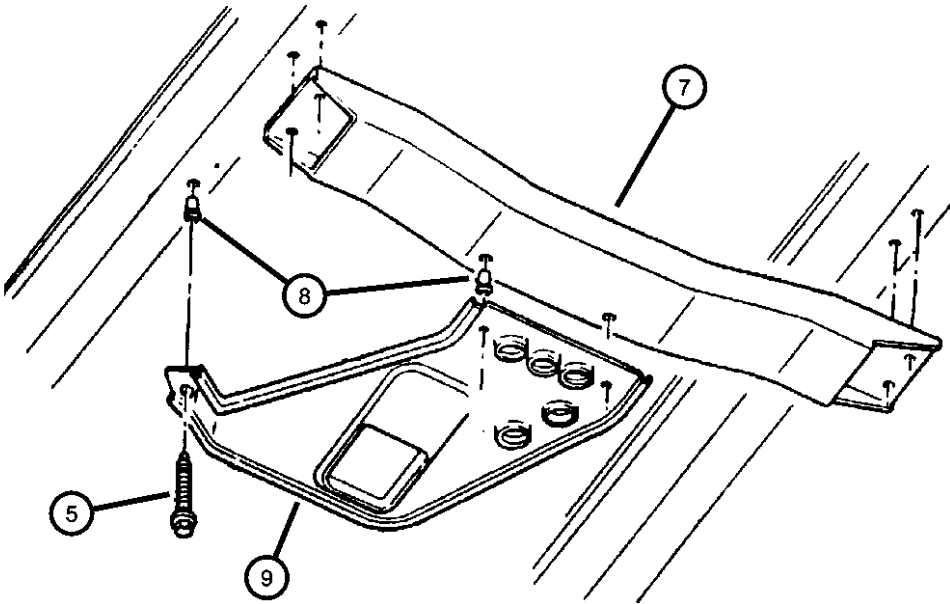
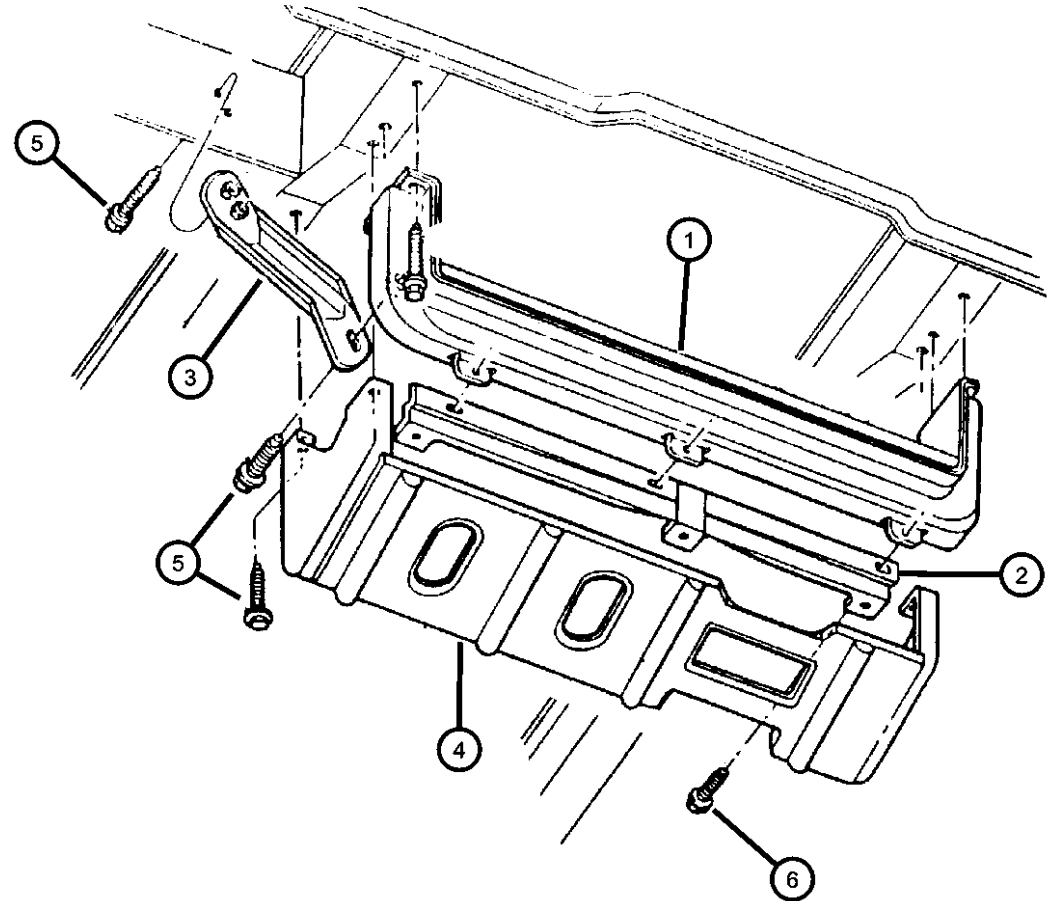
ITEM	PART NUMBER	QTY	LINE	SERIES	BODY	ENGINE	TRANS	TRIM	DESCRIPTION
22	55255813	2							REINFORCEMENT, Seat Belt Anchor
23									REINFORCEMENT, Sill
	55034314	1							Right
	55034315	1							Left
24	52059128AA	1							PLATE, Tow Hook
25	06100056	2							NUT AND WASHER, Hex, M12x1.75
26	06101102	2							BOLT, Hex Head, M12x1.75x45

GRAND CHEROKEE (ZJ)									
SERIES	LINE								
L = LOWLINE	T = JEEP - 2WD J = JEEP - 4WD				BODY 74 = SPORT UTILITY 4-DR	ENGINE ELF = 5.2L V8 MPI Engine EML = 5.9L V8 MPI Engine ERH = 4.0L Power Tech I-6 Engine	TRANSMISSION DGK = 4-Spd. Automatic 42RE Transmission DGT = 4-Spd. Automatic 46RE Transmission DGW = TRANSMISSION - 4-SPD. AUTOMATIC, 44RE DGO = ALL AUTOMATIC TRANSMISSIONS		

AR = use ase required - = Non illustrated part

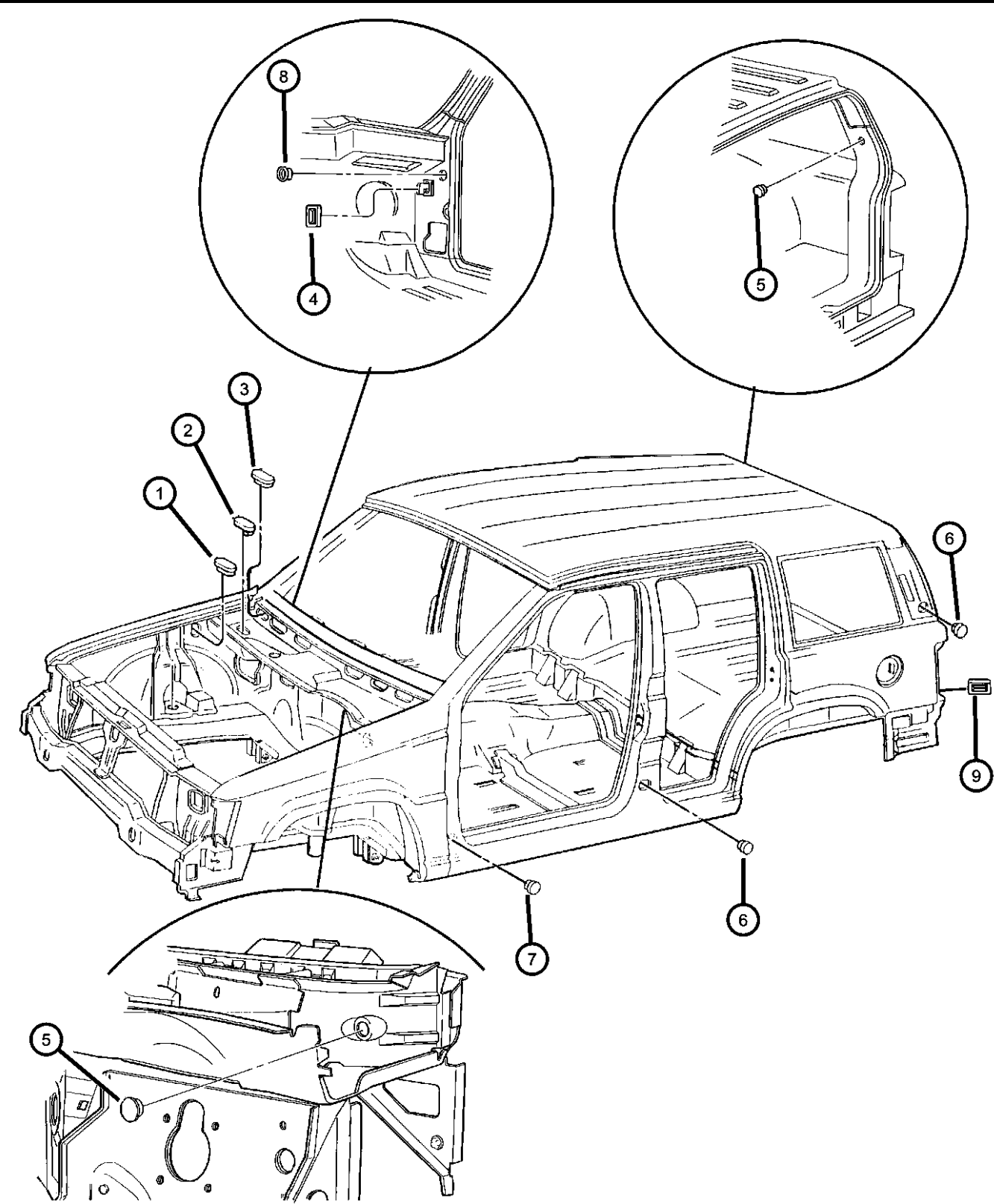
Front End Skid Plates  
Figure SZJ-220

ITEM	PART NUMBER	QTY	LINE	SERIES	BODY	ENGINE	TRANS	TRIM	DESCRIPTION
1	52058196	1							CROSSMEMBER, RadiatorLower
2	52058271	1							BRACKET, Fascia
3									SUPPORT, Headlamp Panel
	52057506	1							Right
	52057507	1							Left
4	52059048	1	J						SKID PLATE, Front
5	52059048	1							SCREW, M10x1.5x35, (NOT SERVICED)
6	52059048	1							SCREW, 10x 5/8, (NOT SERVICED)
7	52058765	1							CROSSMEMBER, Transmission
8	06504588	3	J						NUT
9	52058876AB	1	J						SKID PLATE, FrontTransfer Case



GRAND CHEROKEE (ZJ)		BODY		ENGINE	TRANSMISSION
SERIES	LINE				
L = LOWLINE	T = JEEP - 2WD J = JEEP - 4WD	74 = SPORT UTILITY 4-DR		ELF = 5.2L V8 MPI Engine EML = 5.9L V8 MPI Engine ERH = 4.0L Power Tech I-6 Engine	DGK = 4-Spd. Automatic 42RE Transmission DGT = 4-Spd. Automatic 46RE Transmission DGW = TRANSMISSION - 4-SPD. AUTOMATIC, 44RE DGO = ALL AUTOMATIC TRANSMISSIONS

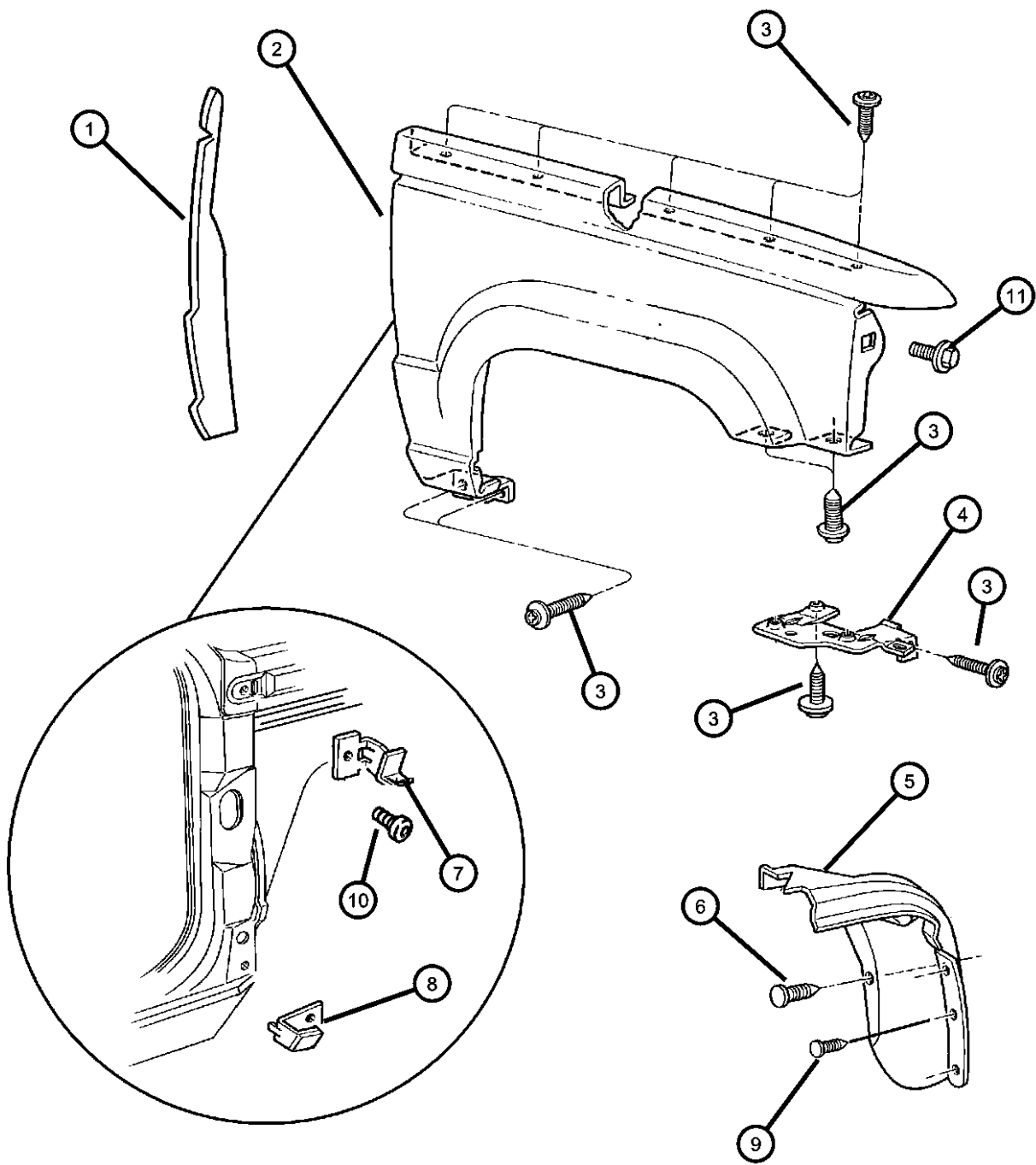
Plugs, Body  
Figure SZJ-310



ITEM	PART NUMBER	QTY	LINE	SERIES	BODY	ENGINE	TRANS	TRIM	DESCRIPTION
1	06004507	2							PLUG, Body, 25.4mm x 38.1mm, Rubber Cowl Side
2	04586055	1							PLUG, Floor Pan, Plenum
3	55002368	1							PLUG, Door Latch, Oval
4	55295694	2							PLUG, Sealing, Cowl Side, Rectangular
5	02860332	2							PLUG, Anti-Rattle, [D] Pillar
6	34202804	4							PLUG, Body, .638 x .717 Plastic, Oval
7	04780194	2							PLUG, Round
8	55254958	1							PLUG, Sealing
9	56006276	2							PLUG, Body, 44.45mm X 31.75mm, Rear Quarter Panel, Without Trailer Harness

GRAND CHEROKEE (ZJ)					
SERIES	LINE	BODY	ENGINE	TRANSMISSION	
L = LOWLINE	T = JEEP - 2WD	74 = SPORT UTILITY 4-DR	ELF = 5.2L V8 MPI Engine	DGK = 4-Spd. Automatic 42RE	
	J = JEEP - 4WD		EML = 5.9L V8 MPI Engine	Transmission	
			ERH = 4.0L Power Tech I-6 Engine	DGT = 4-Spd. Automatic 46RE	
				Transmission	
				DGW = TRANSMISSION - 4-SPD. AUTOMATIC, 44RE	
				DGO = ALL AUTOMATIC TRANSMISSIONS	

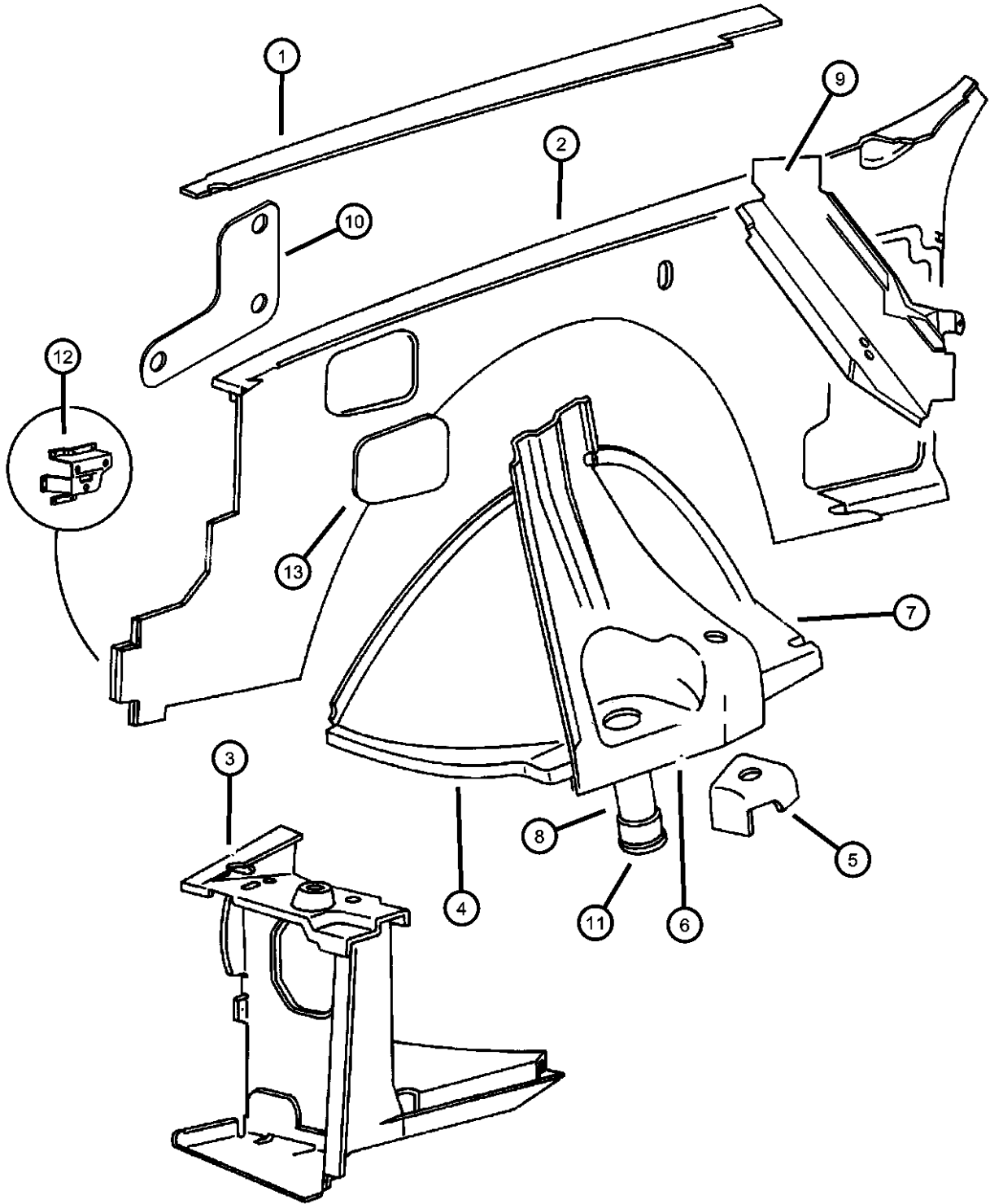
Fenders, Front  
Figure SZJ-410



ITEM	PART NUMBER	QTY	LINE	SERIES	BODY	ENGINE	TRANS	TRIM	DESCRIPTION
1	55134804	1							SEAL, Fender To Cowl Right
	55134805	1							Left
2	55031834	1							FENDER Right
	55031835	1							Left
3	06503686	18							SCREW, Torx Round Head, M6-1.0x20.0
4	55033572	1							BRACKET, Fender Right
	55033573	1							Left
5	55295592	1							LINER, Front Fender Right
	55295593	1							Left
6	06030441	12							PIN, Retainer, Fender Liner to Panel
7	55254798	1							REINFORCEMENT, Fender Right, Upper Rear
	55254799	1							Left, Upper Rear
8	55254660	1							REINFORCEMENT, Fender Right, Lower Rear
	55254661	1							Left, Lower Rear
9	34201631	6							RIVET, M6.25x28 Black, Plastic
10	06503187	4							SCREW, Round Head Tapping, M6x1x11, Attach Fender Reinforcement Bracket to Body
	06101777	3							SCREW, Hex Flange Head Tapping, M6x1.00x20.00, Attach Lamp to Crossmember

GRAND CHEROKEE (ZJ)								
SERIES	LINE							
L = LOWLINE	T = JEEP - 2WD J = JEEP - 4WD							
		BODY	ENGINE	TRANSMISSION				
		74 = SPORT UTILITY 4-DR	ELF = 5.2L V8 MPI Engine EML = 5.9L V8 MPI Engine ERH = 4.0L Power Tech I-6 Engine	DGK = 4-Spd. Automatic 42RE Transmission DGT = 4-Spd. Automatic 46RE Transmission DGW = TRANSMISSION - 4-SPD. AUTOMATIC, 44RE DGO = ALL AUTOMATIC TRANSMISSIONS				

Panels, Front End Inner And Wheelhouse  
Figure SZJ-420



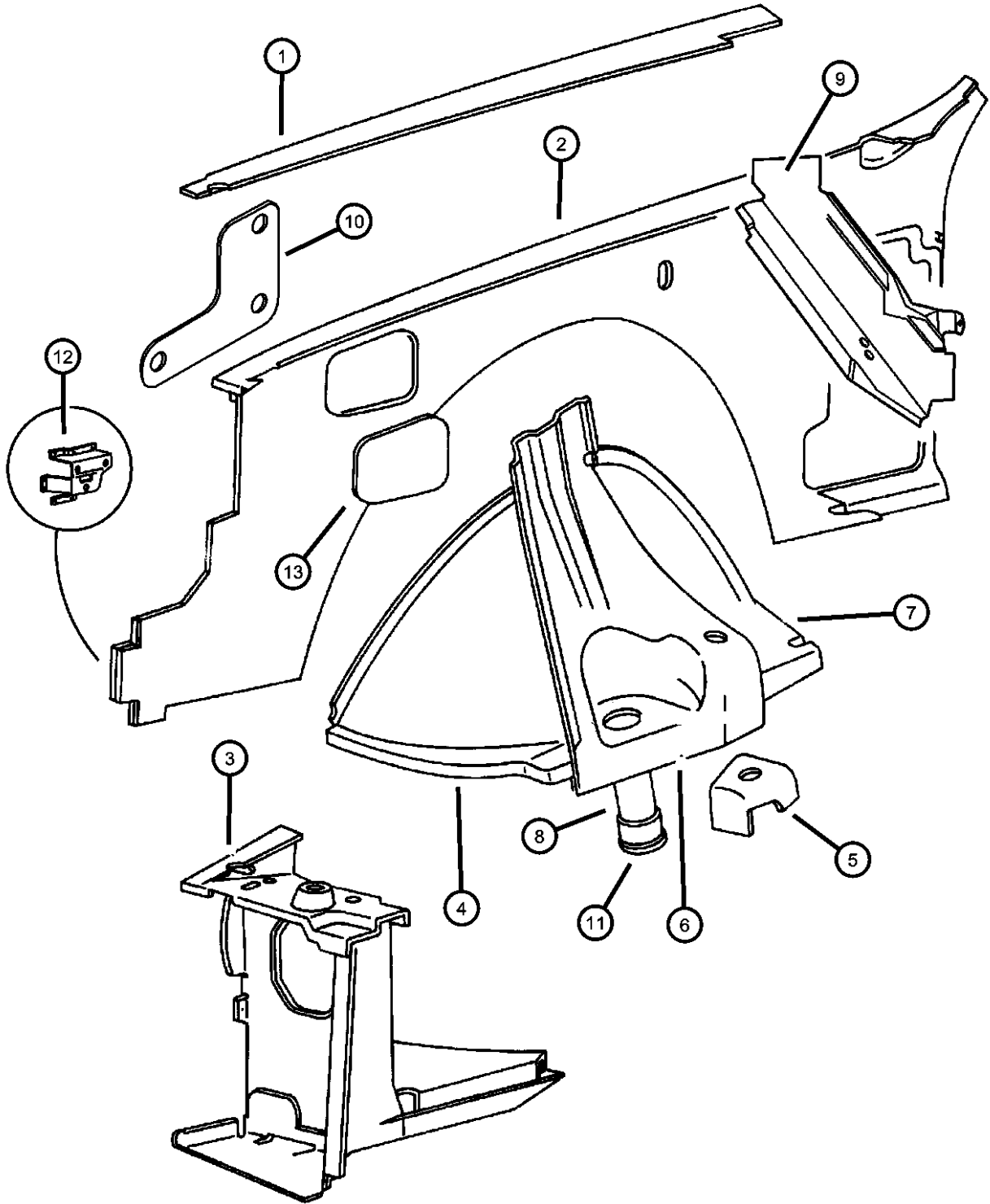
ITEM	PART NUMBER	QTY	LINE	SERIES	BODY	ENGINE	TRANS	TRIM	DESCRIPTION
1									REINFORCEMENT, Cowl Side
	55295888	1							Upper Right
	55295889	1							Upper Left
2									PANEL, Cowl Side
	55296114AC	1							Right
	55296115AC	1							Left
3									PANEL, Radiator Side
	55296108	1							Right
	55296109	1							Left
4									PANEL, Front Wheelhouse
	55031509	1							Left
	55033612AB	1							Right
5									REINFORCEMENT, Spring and Shock
	55031838	1							Right
	55031839	1							Left
6									SUPPORT, Front Suspension
	55254567AB	1							Left
	55295730	1							Right
7									WHEELHOUSE, Front Inner
	55032511	1							Rear Left
	55296080	1							Rear Right
8	55255050	2							GUIDE, Front Spring, Consist of Guide and Reinforcement, Outer
9									REINFORCEMENT, Cowl Side
	55033348	1							Lower Right
	55033349	1							Lower Left
10	55254583	1							TAPPING PLATE, Hood Release, To Cowl Side, Left Only
11	52087635	2							CUP, Jounce Bumper
12									BRACKET, Fascia to Fender
	55032816	1							Right
	55032817	1							Left
13	55295760	1							COVER, Cowl Side

GRAND CHEROKEE (ZJ)					
SERIES	LINE	BODY	ENGINE	TRANSMISSION	
L = LOWLINE	T = JEEP - 2WD J = JEEP - 4WD	74 = SPORT UTILITY 4-DR	ELF = 5.2L V8 MPI Engine EML = 5.9L V8 MPI Engine ERH = 4.0L Power Tech I-6 Engine	DGK = 4-Spd. Automatic 42RE Transmission DGT = 4-Spd. Automatic 46RE Transmission DGW = TRANSMISSION - 4-SPD. AUTOMATIC, 44RE DGO = ALL AUTOMATIC TRANSMISSIONS	

AR = use ase required - = Non illustrated part



Panels, Front End Inner And Wheelhouse  
Figure SZJ-420

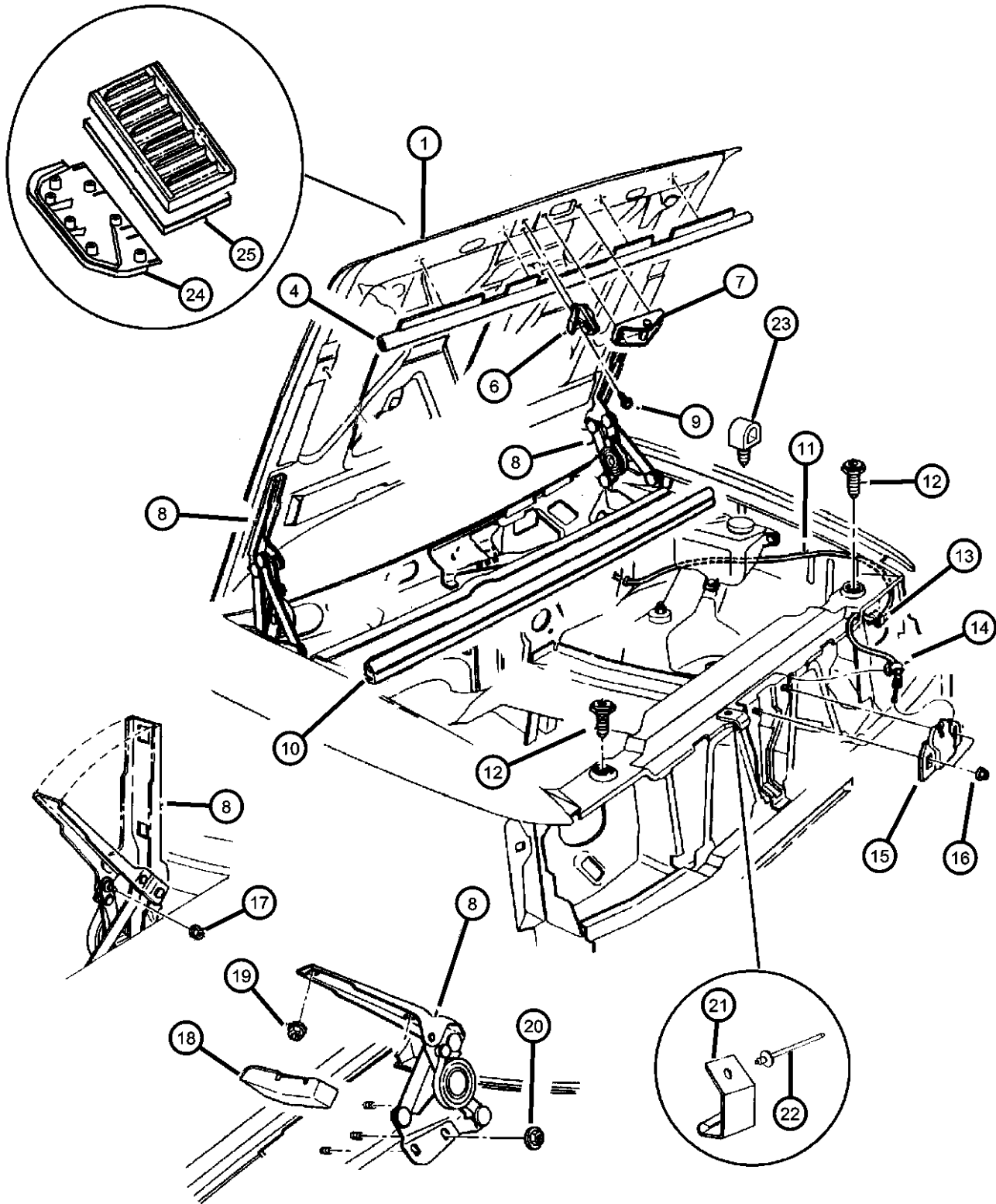


ITEM	PART NUMBER	QTY	LINE	SERIES	BODY	ENGINE	TRANS	TRIM	DESCRIPTION
------	-------------	-----	------	--------	------	--------	-------	------	-------------

-14	52087992	2							BUMPER, Jounce
-15	06504425	2							SCREW AND WASHER, M10x1.50x35, Attach Front Jounce Bumper, Front

GRAND CHEROKEE (ZJ)									
SERIES	LINE								
L = LOWLINE	T = JEEP - 2WD J = JEEP - 4WD				BODY 74 = SPORT UTILITY 4-DR	ENGINE ELF = 5.2L V8 MPI Engine EML = 5.9L V8 MPI Engine ERH = 4.0L Power Tech I-6 Engine	TRANSMISSION DGK = 4-Spd. Automatic 42RE Transmission DGT = 4-Spd. Automatic 46RE Transmission DGW = TRANSMISSION - 4-SPD. AUTOMATIC, 44RE DGO = ALL AUTOMATIC TRANSMISSIONS		

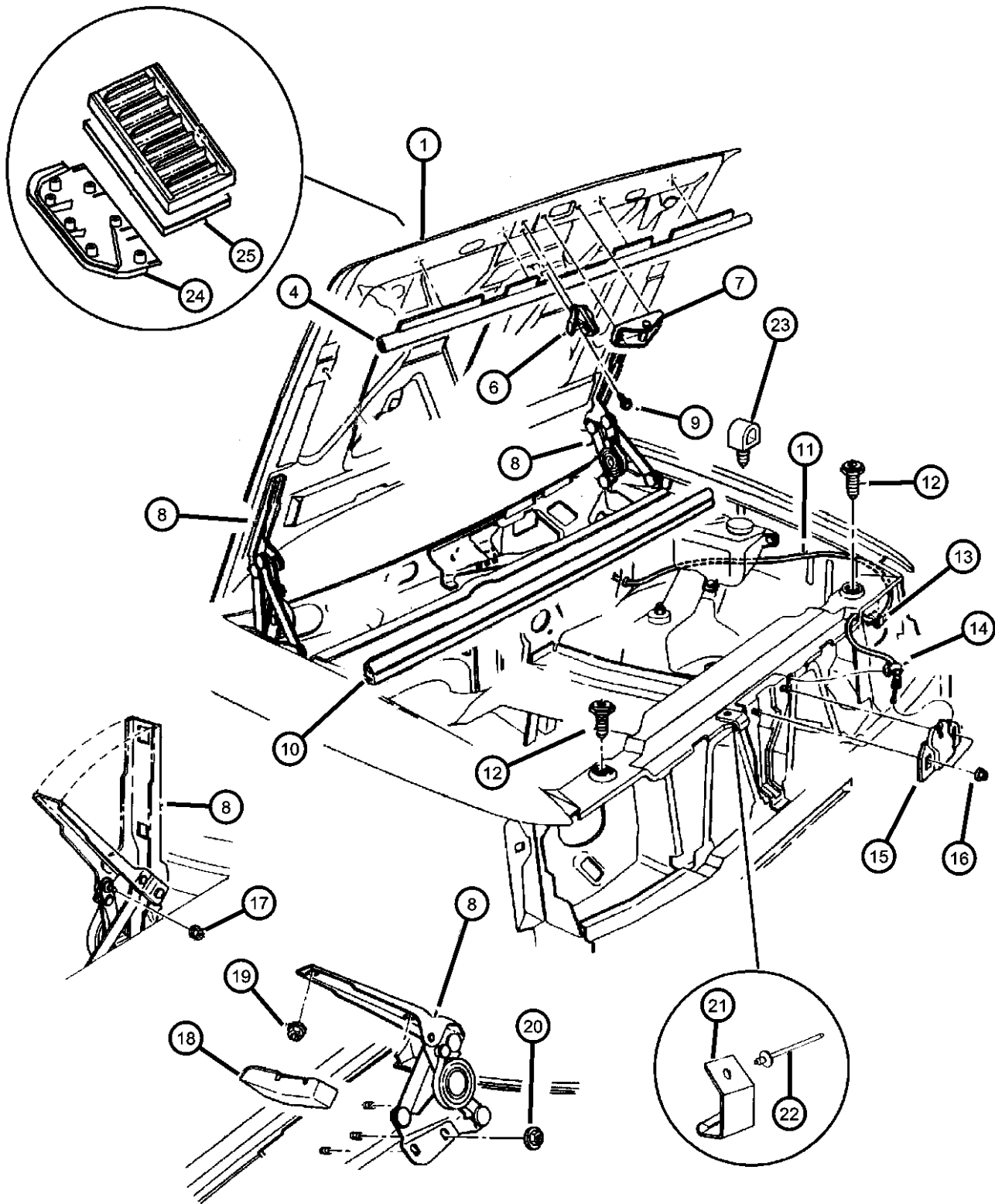
Hood, Latch and Hinges  
Figure SZJ-510



ITEM	PART NUMBER	QTY	LINE	SERIES	BODY	ENGINE	TRANS	TRIM	DESCRIPTION
1									HOOD
	55295753	1							
	56022254AA	1							With Louvers Holes
-2									INSULATION, Hood
	55196811AA	1							
	55196812AB	1							With Limited Plus, After 5-29-97
	56022255AA	1							With Limited Plus, Up to 5-29-97
-3	06003351	16							RETAINER, Hood Insulation, .415x.690
4	55035971	1							SEAL, Hood
-5	06031321	6							PIN, Retainer, Push-in, Serviced With Seal
6	55075322	1							CATCH, Hood SafetySecondary
7	55075754	1							STRIKER, Hood Latch
8									HINGE, Hood
	55075960	1							Right
	55075961	1							Left
9	06502064	1							SCREW, Tapping, M6x1x20, Catch Assembly
10	55030432	1							SEAL, Hood To Plenum
11	55076109	1							CABLE, Hood Lock Release
12	04103165	2							BUMPER, Hood, Crossmember Hood Slam
13	06502784	1							CLIP, Latch
14	34201966	1							CLIP, Latch
15	55075323	1							LATCH, Hood
16	06503664	2							NUT AND WASHER, Hex Nut-Coned Washer, M6 x 1.00
17	06503664	2							NUT, M8x1.25, (NOT SERVICED)
18									SEAL, Hood To Plenum
	55135118	1							Right
	55135119	1							Left
19	06100051	4							NUT AND WASHER, Hex Nut-Coned Washer, M8 x 1.25
20	06101445	6							NUT AND WASHER, Hex Nut-Coned Washer, M8 x 1.25

GRAND CHEROKEE (ZJ)									
SERIES	LINE								
L = LOWLINE	T = JEEP - 2WD J = JEEP - 4WD								
		BODY		ENGINE		TRANSMISSION			
		74 = SPORT UTILITY 4-DR		ELF = 5.2L V8 MPI Engine EML = 5.9L V8 MPI Engine ERH = 4.0L Power Tech I-6 Engine		DGK = 4-Spd. Automatic 42RE Transmission DGT = 4-Spd. Automatic 46RE Transmission DGW = TRANSMISSION - 4-SPD. AUTOMATIC, 44RE DGO = ALL AUTOMATIC TRANSMISSIONS			

Hood, Latch and Hinges  
Figure SZJ-510



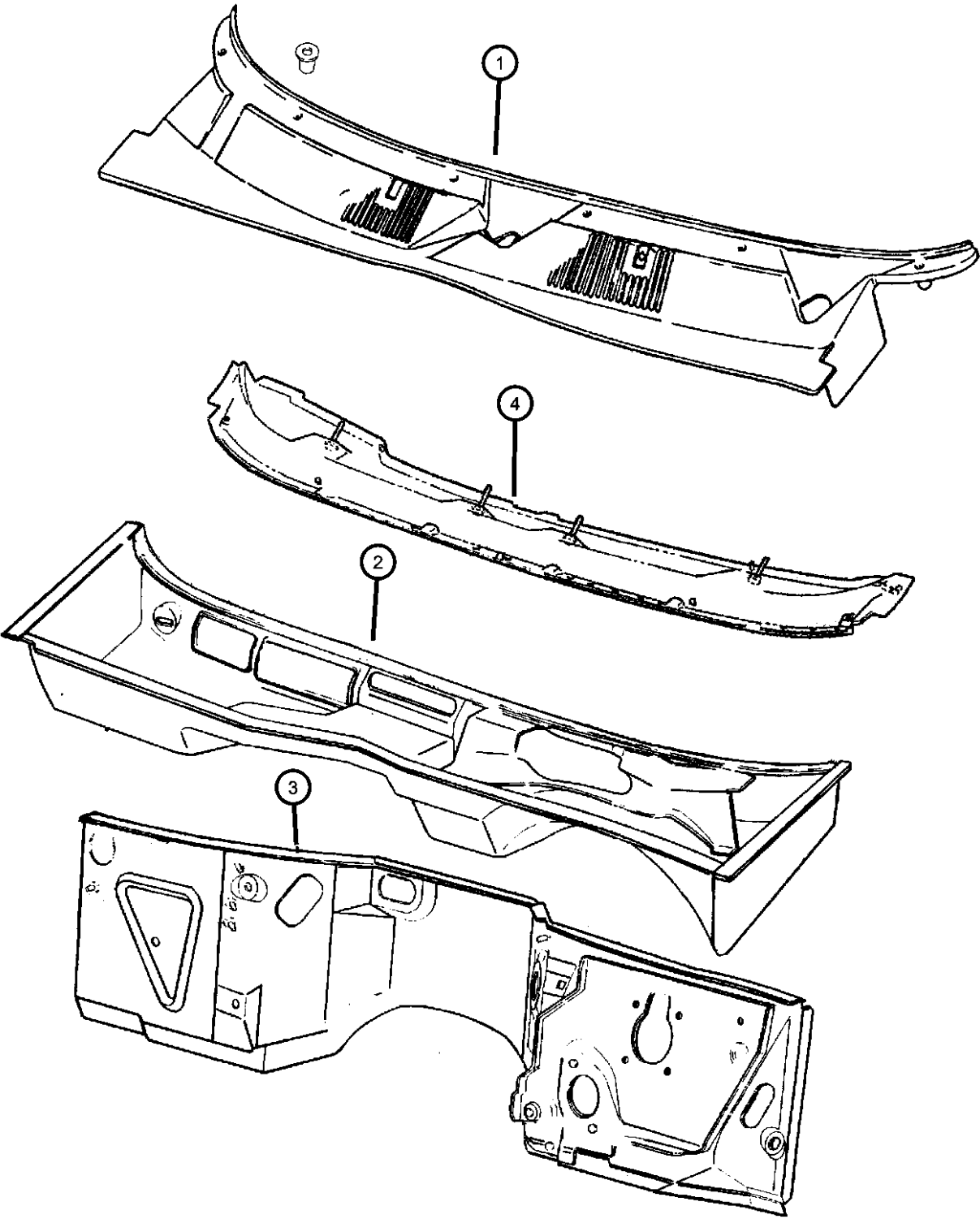
ITEM	PART NUMBER	QTY	LINE	SERIES	BODY	ENGINE	TRANS	TRIM	DESCRIPTION
21	55032768	1							SKID PLATE, Secondary Hood Catch
22	06500787	1							RIVET, M5x11.30
23	55254775	2							BUMPER, Hood
24									TRAY, Hood Louver
	56022284AA	1							Right
	56022285AA	1							Left
25									LOUVER, Hood
	5GD34MS4AB	1							Silver, [S4], Right
	5GD34SW1AB	1							White, [W1], Right
	5GD34VAWAB	1							Deep Slate, [AW], Right
	5GD35MS4AB	1							Silver, [S4], Left
	5GD35SW1AB	1							White, [W1], Left
	5GD35VAWAB	1							Deep Slate, [AW], Left

GRAND CHEROKEE (ZJ)									
SERIES	LINE								
L = LOWLINE	T = JEEP - 2WD J = JEEP - 4WD								
		BODY				ENGINE			TRANSMISSION
		74 = SPORT UTILITY 4-DR				ELF = 5.2L V8 MPI Engine			DGK = 4-Spd. Automatic 42RE
						EML = 5.9L V8 MPI Engine			Transmission
						ERH = 4.0L Power Tech I-6 Engine			DGT = 4-Spd. Automatic 46RE
									Transmission
									DGW = TRANSMISSION - 4-SPD.
									AUTOMATIC, 44RE
									DGO = ALL AUTOMATIC
									TRANSMISSIONS

AR = use ase required - = Non illustrated part

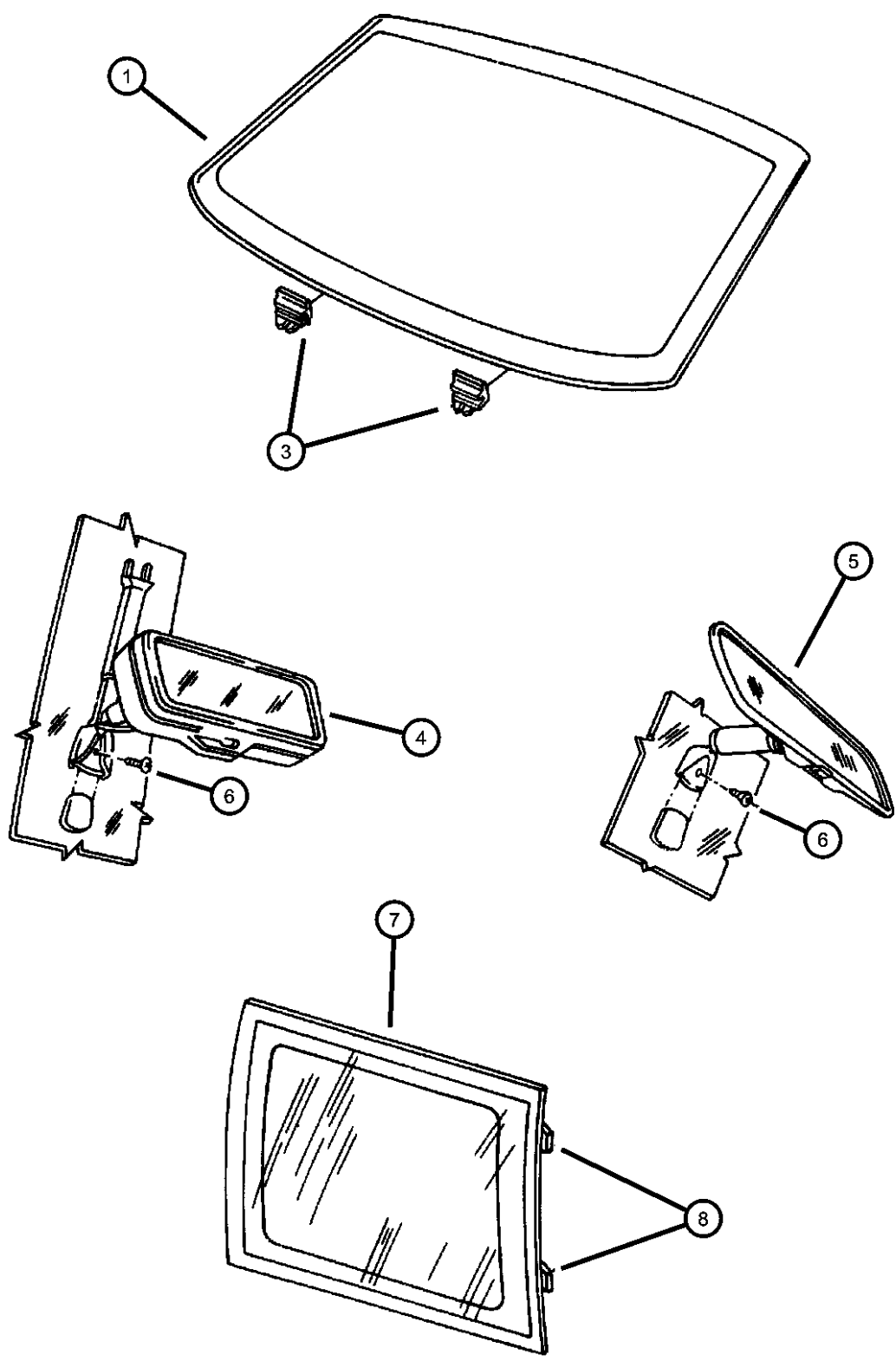
Panels, Cowl and Dash  
Figure SZJ-610

ITEM	PART NUMBER	QTY	LINE	SERIES	BODY	ENGINE	TRANS	TRIM	DESCRIPTION
1	55115794	1							COVER, Cowl Grille
2	55295977AB	1							PANEL, Plenum Complete
3	55255198	1							PANEL, Dash, Dash
4	55296092	1							PANEL, Cowl Top
-5	55256031	2							SEAL, Panel
-6	06503339	6							NUT, Plastic



GRAND CHEROKEE (ZJ)				
SERIES	LINE	BODY	ENGINE	TRANSMISSION
L = LOWLINE	T = JEEP - 2WD J = JEEP - 4WD	74 = SPORT UTILITY 4-DR	ELF = 5.2L V8 MPI Engine EML = 5.9L V8 MPI Engine ERH = 4.0L Power Tech I-6 Engine	DGK = 4-Spd. Automatic 42RE Transmission DGT = 4-Spd. Automatic 46RE Transmission DGW = TRANSMISSION - 4-SPD. AUTOMATIC, 44RE DGO = ALL AUTOMATIC TRANSMISSIONS

Glass, Windshield, Quarter Window and Rear View Mirror  
Figure SZJ-710



ITEM	PART NUMBER	QTY	LINE	SERIES	BODY	ENGINE	TRANS	TRIM	DESCRIPTION
1	55155077	1							WINDSHIELD
-2	55076401	1							BUTTON, Rear View Mirror
3	55275388	2							SPACER, Windshield
4	55155314	1							MIRROR, Inside Rear View, Electric
5	04299325	1							MIRROR, Inside Rear View, Prismatic, Day Night
6	06031094	1							SCREW, Pan Head Tapping, .19-16x.375
7									GLASS, Quarter Window
	55135068	1							Tinted, Right
	DQ08153GTY								Collision Replacement Glass
	55135069	1							Tinted, Left
	DQ08154GTY								Collision Replacement Glass
	55255600	1							Sunscreen, Right
	DQ08807YPY								Collision Replacement Glass
	55255601	1							Sunscreen, Left
	DQ08808YPY								Collision Replacement Glass
8	06004517	4							CLIP, Glass Retention

GRAND CHEROKEE (ZJ)

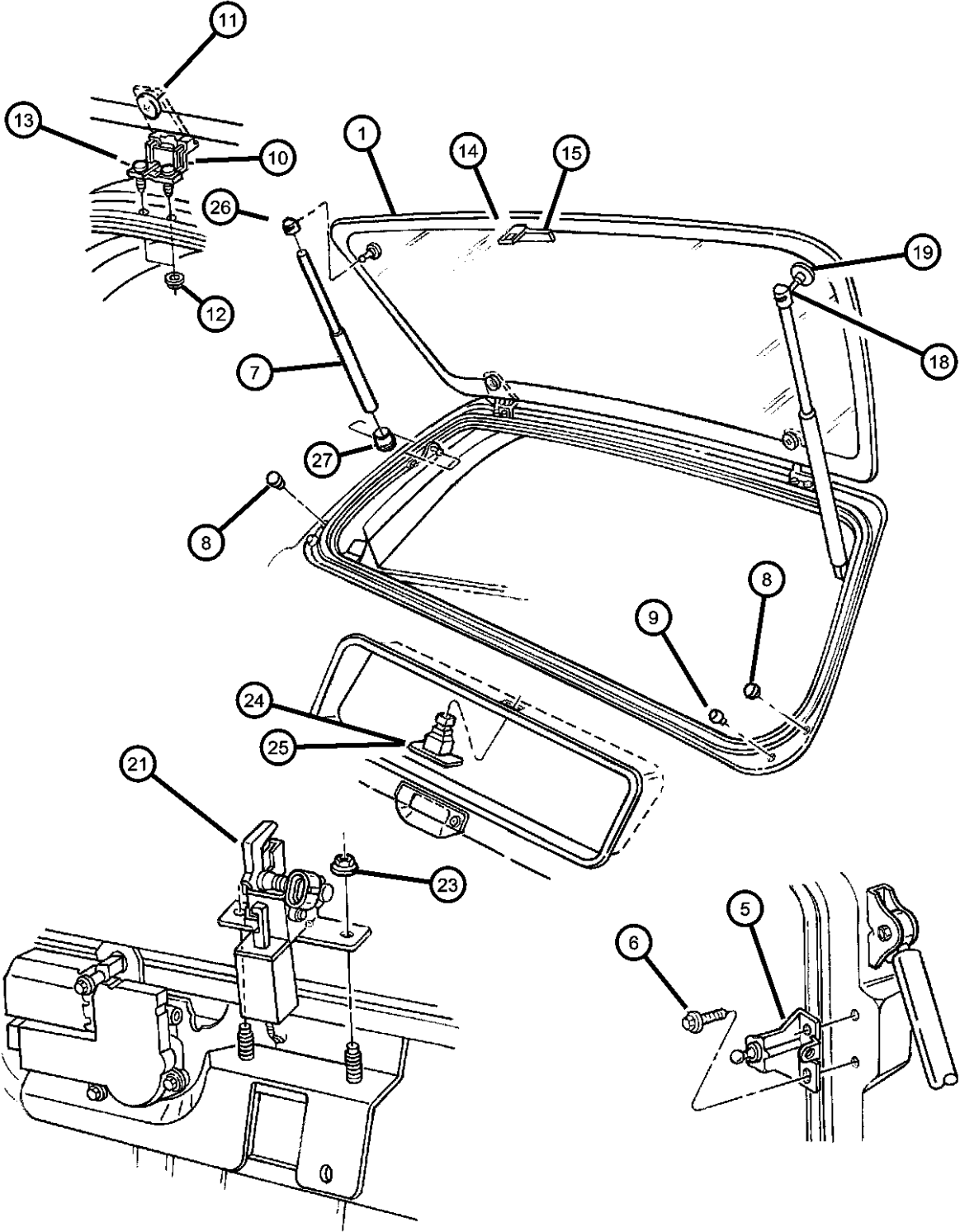
SERIES      LINE  
L = LOWLINE      T = JEEP - 2WD  
                         J = JEEP - 4WD

BODY  
74 = SPORT UTILITY 4-DR

ENGINE  
ELF = 5.2L V8 MPI Engine  
EML = 5.9L V8 MPI Engine  
ERH = 4.0L Power Tech I-6 Engine

TRANSMISSION  
DGK = 4-Spd. Automatic 42RE Transmission  
DGT = 4-Spd. Automatic 46RE Transmission  
DGW = TRANSMISSION - 4-SPD. AUTOMATIC, 44RE  
DGO = ALL AUTOMATIC TRANSMISSIONS

Glass, Backlite  
Figure SZJ-720

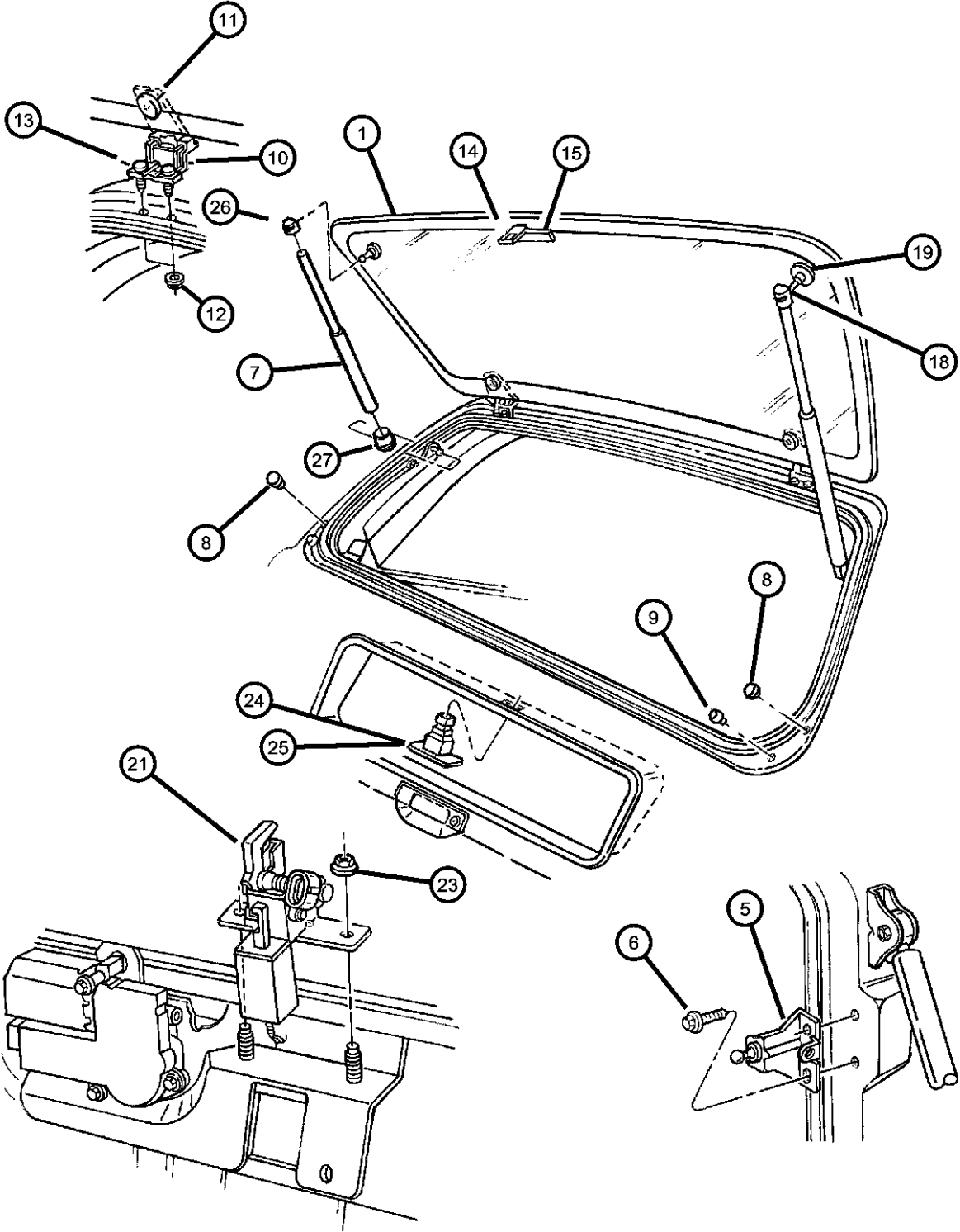


ITEM	PART NUMBER	QTY	LINE	SERIES	BODY	ENGINE	TRANS	TRIM	DESCRIPTION
1									BACKLITE
	55154926	1							Tint, Heated
	55255587	1							Privacy, Heated
-2	55256063	1							LABEL, Flipper Glass, Gas Intrusion Warning
-3	55296037AB	1							WEATHERSTRIP, Liftgate Glass, Flipper Glass
-4	04661348	2							TERMINAL, Ataach Heated Backlite
5									BALL STUD, Flipper Glass
	55075226	1							Right
	55075227	1							Left
6	06504447	4							SCREW, Tapping, M5x.8x16
7	55076210	2							GAS CYLINDER, Liftgate Glass
8	03760482	2							PLUG, Access Hole
9	55075377	2							BUMPER, Liftgate Glass
10									HINGE, Liftgate
	55075162	1							Right
	55075163	1							Left
11	55075164	4							GASKET, Liftgate Hinge
12	55075164	4							NUT AND WASHER, M5x.80, (NOT SERVICED)
13	06502900	2							SCREW, Special Head, M6x1x12.7
14	55075170	1							STRIKER, Liftgate Glass
15	55075169	1							HANDLE, Liftgate
-16	55075220	1							GASKET, Remote Control Handle
-17	06035479	2							SCREW AND WASHER
18	55075174	2							BALL STUD, Liftgate Glass, Cylinder to Glass
19	55295914	4							GASKET, Ball Stud
-20	06504830AA	2							STUD, M6x1.00x17.00, To Ball Stud
21	04882916	1							LATCH, Liftgate Glass, Less Switch (56005640)
-22	04773770	1							SCREW, Pan Head, M4x.7x4, To Switch
23	06500284	4							NUT, Hex, M6x1.00, Attach Latch to Body Switch

GRAND CHEROKEE (ZJ)		BODY		ENGINE	TRANSMISSION
SERIES	LINE				
L = LOWLINE	T = JEEP - 2WD J = JEEP - 4WD	74 = SPORT UTILITY 4-DR		ELF = 5.2L V8 MPI Engine EML = 5.9L V8 MPI Engine ERH = 4.0L Power Tech I-6 Engine	DGK = 4-Spd. Automatic 42RE Transmission DGT = 4-Spd. Automatic 46RE Transmission DGW = TRANSMISSION - 4-SPD. AUTOMATIC, 44RE DGO = ALL AUTOMATIC TRANSMISSIONS

AR = use ase required - = Non illustrated part

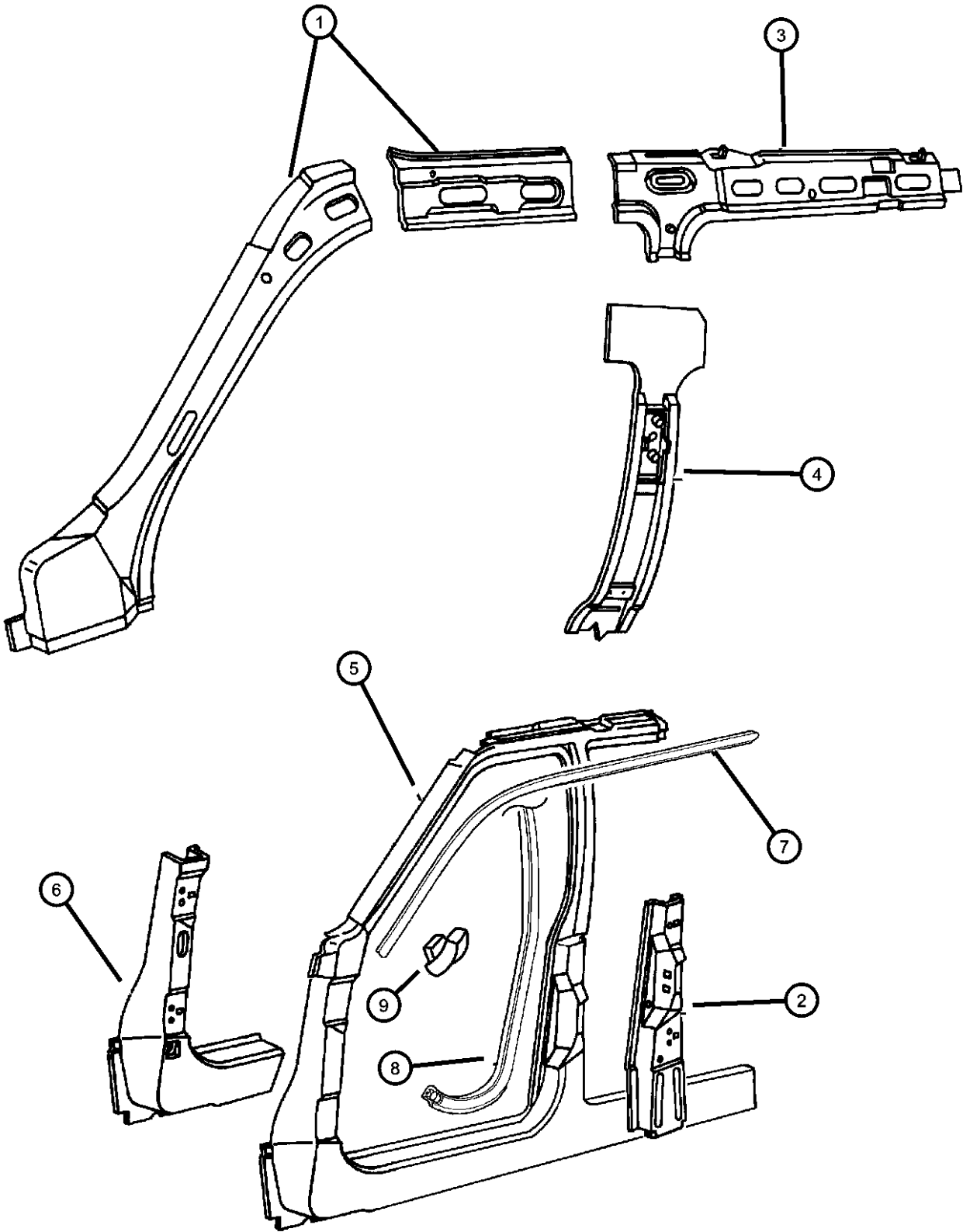
Glass, Backlite  
Figure SZJ-720



ITEM	PART NUMBER	QTY	LINE	SERIES	BODY	ENGINE	TRANS	TRIM	DESCRIPTION
24	56007022	1							SWITCH, Liftgate
25	56005640	1							SWITCH, Alarm and Cargo Lamp
26	55076299	2							CAP, Door Lock CylinderSmall
27	55076300	2							CAP, Door Lock CylinderLarge

<b>GRAND CHEROKEE (ZJ)</b>					
SERIES	LINE	BODY	ENGINE	TRANSMISSION	
L = LOWLINE	T = JEEP - 2WD J = JEEP - 4WD	74 = SPORT UTILITY 4-DR	ELF = 5.2L V8 MPI Engine EML = 5.9L V8 MPI Engine ERH = 4.0L Power Tech I-6 Engine	DGK = 4-Spd. Automatic 42RE Transmission DGT = 4-Spd. Automatic 46RE Transmission DGW = TRANSMISSION - 4-SPD. AUTOMATIC, 44RE DGO = ALL AUTOMATIC TRANSMISSIONS	

Panels, Body Side  
Figure SZJ-810

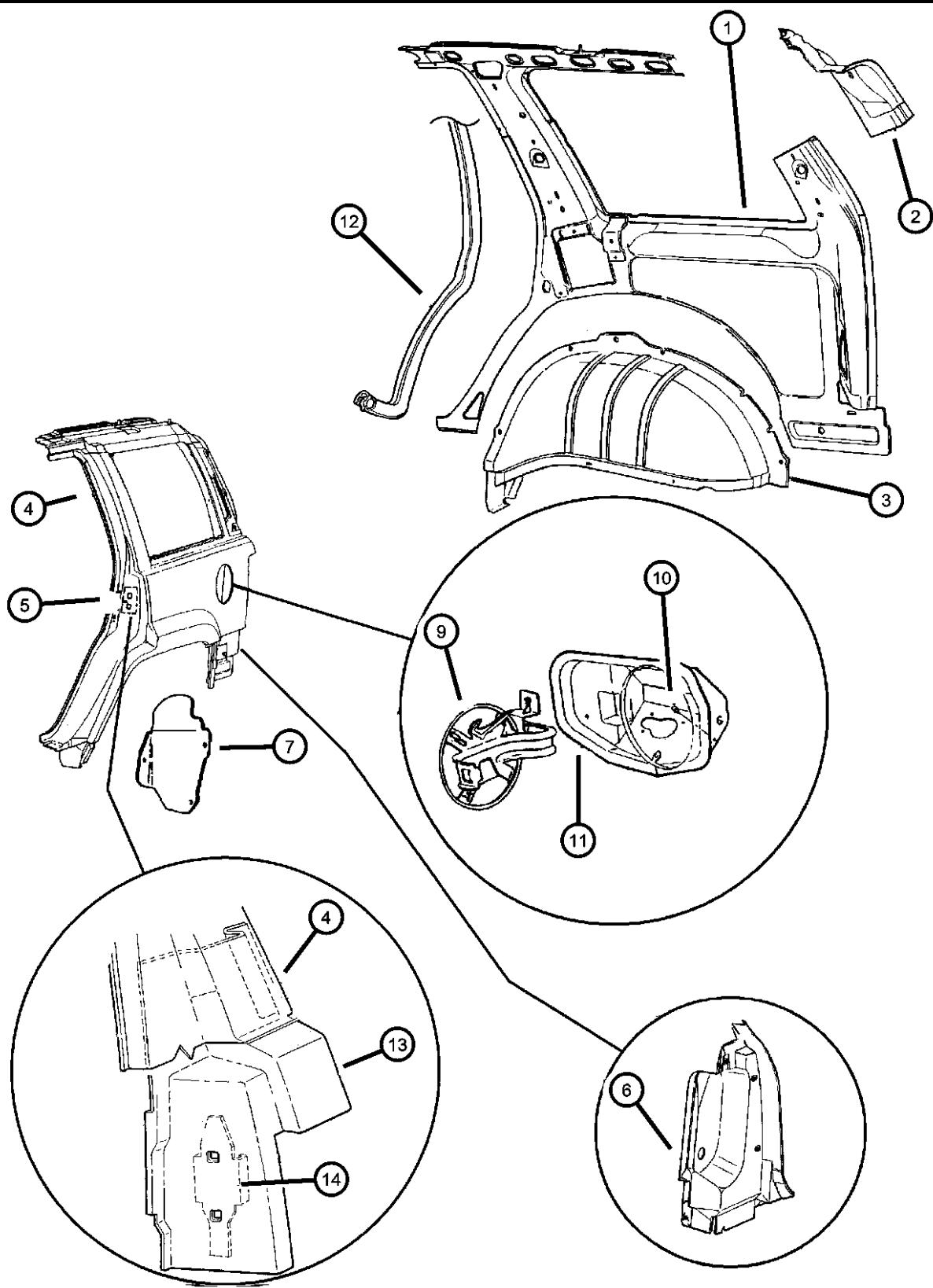


ITEM	PART NUMBER	QTY	LINE	SERIES	BODY	ENGINE	TRANS	TRIM	DESCRIPTION
1									PANEL, A Pillar
	04740282	1							Right
	04740283	1							Left
2									REINFORCEMENT, Door Hinge
	55255004	1							Right
	55255005	1							Left
3									RAIL, Roof Side
	55031598	1							Right, Inner
	55031599	1							Left, Inner
4									PILLAR, Center
	55254938	1							Right, Center, Inner
	55254939	1							Left, Center, Inner
5									PANEL, Body Side Aperture Front
	55295794	1							Right
	55295795	1							Left
6									REINFORCEMENT, Door Hinge
	55254792	1							Right, Front Door
	55254793	1							Left, Front Door
7									SEAL, Body Side
	55134570	1							Right
	55134571	1							Left
8									SEAL, Front Door
	55134722	1							Green, Right
	55134723	1							Orange, Left
9	55134790	2							BLOCKER, Seal Exterior A Pillar

GRAND CHEROKEE (ZJ)				
SERIES	LINE	BODY	ENGINE	TRANSMISSION
L = LOWLINE	T = JEEP - 2WD J = JEEP - 4WD	74 = SPORT UTILITY 4-DR	ELF = 5.2L V8 MPI Engine EML = 5.9L V8 MPI Engine ERH = 4.0L Power Tech I-6 Engine	DGK = 4-Spd. Automatic 42RE Transmission DGT = 4-Spd. Automatic 46RE Transmission DGW = TRANSMISSION - 4-SPD. AUTOMATIC, 44RE DGO = ALL AUTOMATIC TRANSMISSIONS



Panels, Rear Quarter  
Figure SZJ-910

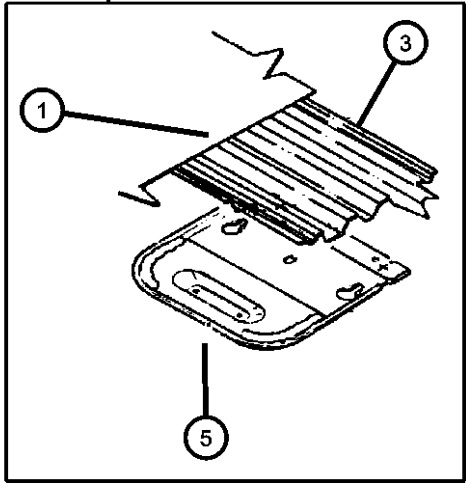
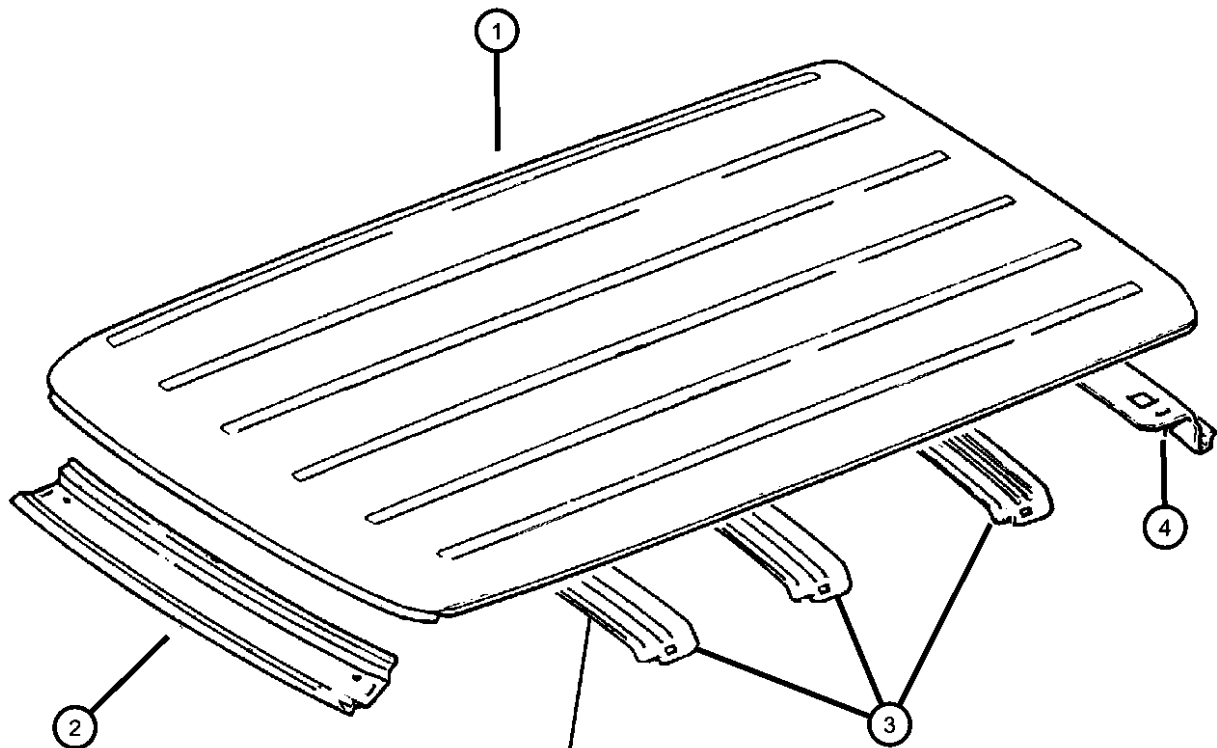


ITEM	PART NUMBER	QTY	LINE	SERIES	BODY	ENGINE	TRANS	TRIM	DESCRIPTION
1									PANEL, Quarter Inner, Wheelhouse
	04883080	1							Outer
	04883081	1							Right
									Left
2									REINFORCEMENT, Quarter Inner,
	55295946	1							Upper Rear
	55295947	1							Right
									Left
3									WHEELHOUSE, Rear Inner
	55031552	1							Right
	55296117	1							Left
4									PANEL, Quarter
	55296054	1							Right
	55296055	1							Left
5	55256000	2							PLATE, Front Door Striker
6									PANEL, Taillamp Mounting
	55295882	1							Right
	55295883	1							Left
7									SHIELD, Splash, Rear Wheelhouse
	55031994	1							Right
	55031995	1							Left
-8	34201631	6							RIVET, M6.25x28 Black, Splash
9	55296094	1							Shield Attach
10	55295937	2							DOOR, Fuel Fill
11	55255439	1							BUMPER, Fuel Door
12									HOUSING, Fuel Filler
	55134724	1							SEAL, Rear Door
	55134725	1							Right
									Left
13									REINFORCEMENT, Door Striker
	55295910AB	1							Right
	55295911AB	1							Left
14	04512871	AR							RETAINER, Door Lock Striker
-15	55295856AB	2							LABEL, Fuel, Premium Fuel
									Unleaded Only, Bilingual

GRAND CHEROKEE (ZJ)								
SERIES	LINE							
L = LOWLINE	T = JEEP - 2WD							
	J = JEEP - 4WD							
		BODY				ENGINE		TRANSMISSION
		74 = SPORT UTILITY 4-DR				ELF = 5.2L V8 MPI Engine		DGK = 4-Spd. Automatic 42RE
						EML = 5.9L V8 MPI Engine		Transmission
						ERH = 4.0L Power Tech I-6		DGT = 4-Spd. Automatic 46RE
						Engine		Transmission
								DGW = TRANSMISSION - 4-SPD.
								AUTOMATIC, 44RE
								DGO = ALL AUTOMATIC
								TRANSMISSIONS

AR = use ase required - = Non illustrated part

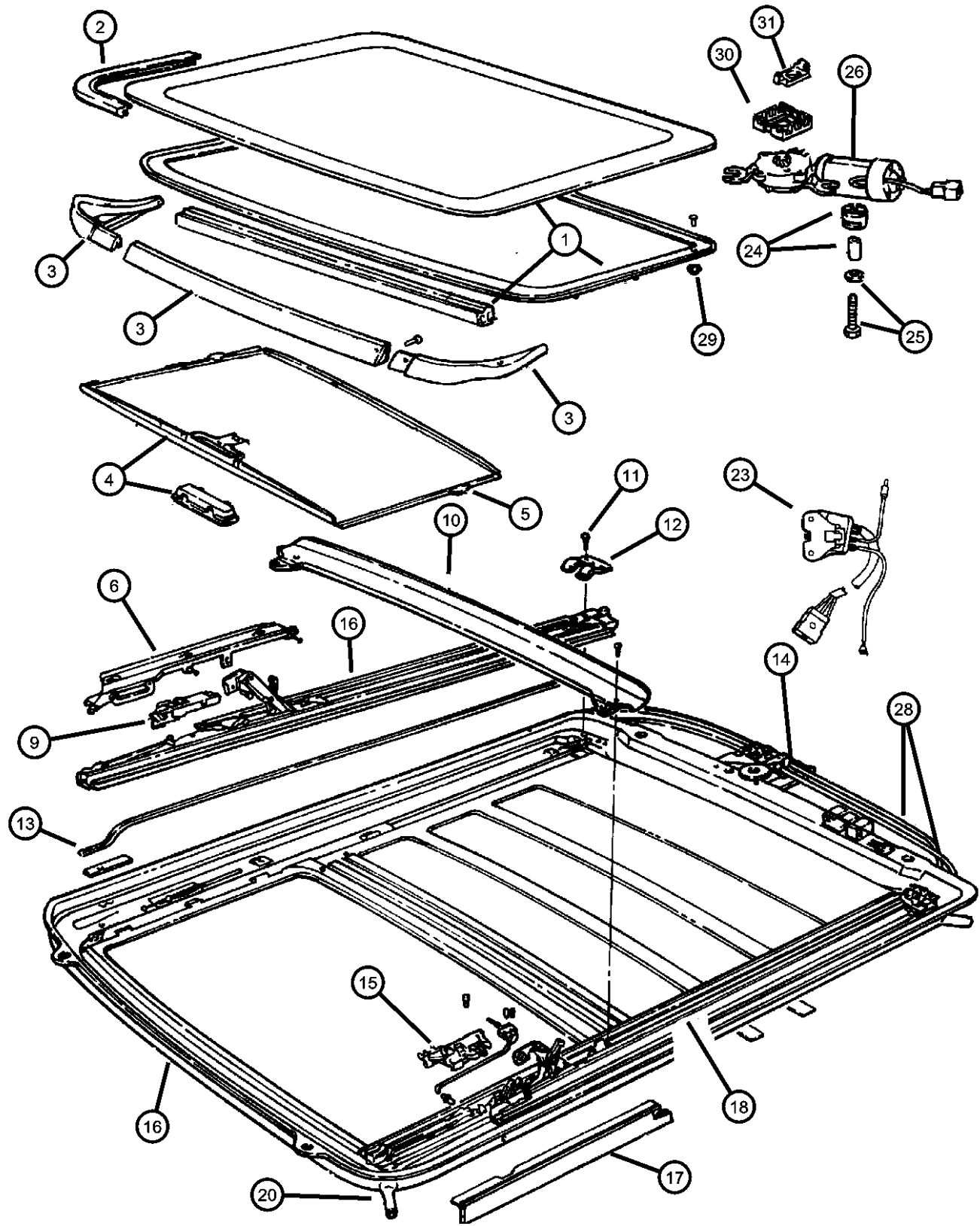
Panels, Roof  
Figure SZJ-1110



ITEM	PART NUMBER	QTY	LINE	SERIES	BODY	ENGINE	TRANS	TRIM	DESCRIPTION
1	55256060	1							ROOF
	55295955	1							With Luggage Rack and Sunroof
2	55296051AB	1							HEADER, Roof FrontFront
3	55031829	1							BOW, Roof
4	04796409	1							HEADER, Roof Upper Rear
5	55032509	1							BRACKET, Dome Lamp, Dome Lamp Mounting, (Also Serviced in Item 3)

GRAND CHEROKEE (ZJ)									
SERIES	LINE								
L = LOWLINE	T = JEEP - 2WD J = JEEP - 4WD								
		BODY				ENGINE			TRANSMISSION
		74 = SPORT UTILITY 4-DR				ELF = 5.2L V8 MPI Engine			DGK = 4-Spd. Automatic 42RE
						EML = 5.9L V8 MPI Engine			Transmission
						ERH = 4.0L Power Tech I-6 Engine			DGT = 4-Spd. Automatic 46RE
									Transmission
									DGW = TRANSMISSION - 4-SPD. AUTOMATIC,44RE
									DGO = ALL AUTOMATIC TRANSMISSIONS

Sunroof, Component Parts  
Figure SZJ-1210

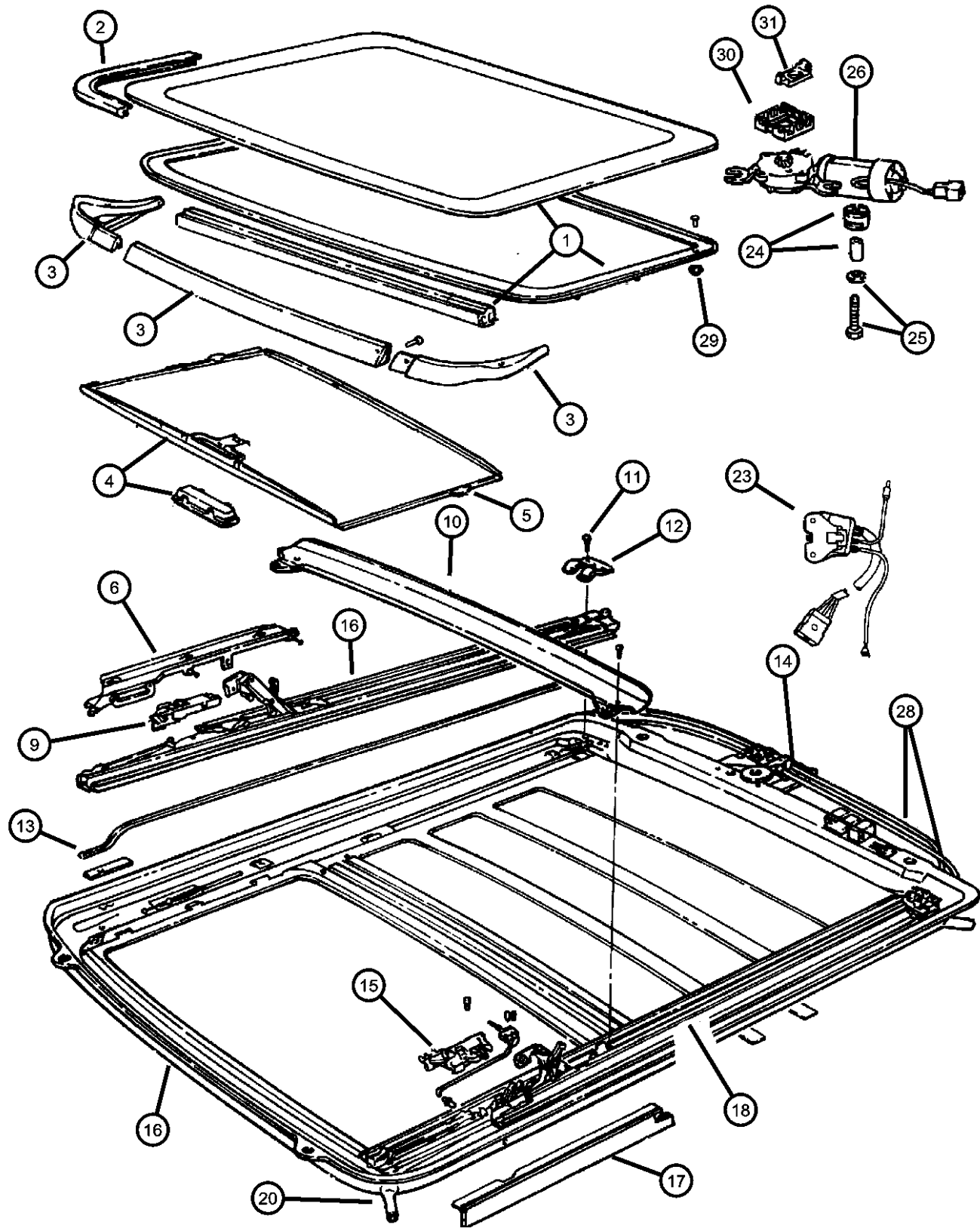


ITEM	PART NUMBER	QTY	LINE	SERIES	BODY	ENGINE	TRANS	TRIM	DESCRIPTION
1	55076207	1							GLASS, Sunroof
2	04440278	1							SEAL, Sunroof, (Also Serviced With Glass)
3	04856567	1							DEFLECTOR, Sunroof Wind
4									SUNSHADE, Sunroof
	5FZ20LAZAA	1							Agate, [AZ]
	5FZ20RC1AA	1							Mist Gray, [C3]
	5FZ20RT6AA	1							Saddle, [T6]
5	04440277	2							CLIP, Sunroof Sunshade
6									BRACKET, Sunroof
	04883574AA	1							Right
	04883575AA	1							Left
-7	05256034	2							SCREW, Sun Roof, M5x5
-8	05256035	2							WASHER, Flat
9	04440480	1							LOCATOR, Sunroof Drive CableRight
10	04440273	1							CHANNEL, Sunroof Drain
11	04440273	1							SCREW, (NOT SERVICED)
12	04440273	1							BRACKET, (NOT SERVICED)
13	04440273	1							SEAL, Drain, (NOT SERVICED)
14	04440273	1							BRACKET, Serviced With Frame, (NOT SERVICED)
15	04883578AA	1							LOCATOR, Sunroof Drive Cable, With Switch, Left
16	04883576AA	1							FRAME, Sunroof, Includes Everything Except Glass And Sunshade
17									COVER, Sunroof Mechanism
	04856664	1							Left
	04856665	1							Right
18									TRACK, Sunroof
	04386884	1							Right
	04874360	1							Left
-19	04874360	1							SCREW, Sun Roof, (NOT SERVICED)
20									HOSE, Sunroof Drain

GRAND CHEROKEE (ZJ)		BODY		ENGINE	TRANSMISSION
SERIES	LINE				
L = LOWLINE	T = JEEP - 2WD J = JEEP - 4WD	74 = SPORT UTILITY 4-DR		ELF = 5.2L V8 MPI Engine EML = 5.9L V8 MPI Engine ERH = 4.0L Power Tech I-6 Engine	DGK = 4-Spd. Automatic 42RE Transmission DGT = 4-Spd. Automatic 46RE Transmission DGW = TRANSMISSION - 4-SPD. AUTOMATIC, 44RE DGO = ALL AUTOMATIC TRANSMISSIONS

AR = use ase required - = Non illustrated part

Sunroof, Component Parts  
Figure SZJ-1210

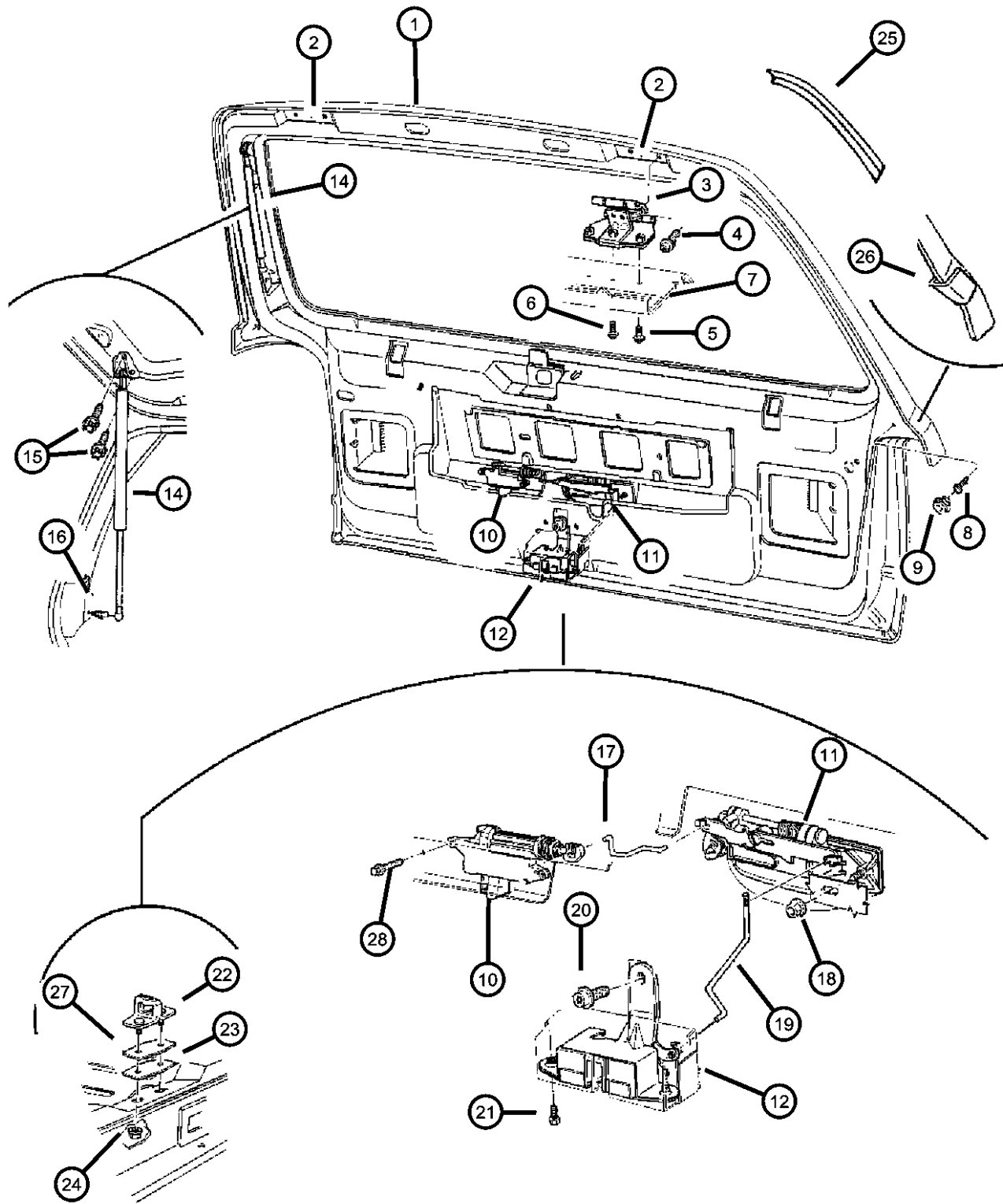


ITEM	PART NUMBER	QTY	LINE	SERIES	BODY	ENGINE	TRANS	TRIM	DESCRIPTION
	55074988	2							Front
	55076372	2							Rear
-21	06505056AA	4							CLAMP, To Support
-22	55075527	2							PLUG, Sunroof Drain HoseRear
23	04856568	1							RELAY, Electrical, Includes Bracket
24	05256019	3							SPACER, Motor Mounting
25	05256021	3							SCREW AND WASHER, Sun Roof Motor
26	04883573AA	1							MOTOR, Sunroof
-27	04728172	1							INSERT, Bracket To Motor
28	04762790	1							CABLE KIT, Sunroof
29	05256024	6							NUT, Glass, [M6x1]
30	04728173	1							BRACKET, Sunroof Drive Cable
31	04773594	1							BRACKET, Sunroof Motor
-32	05014766AA	1							TUBE KIT, Sunroof Repair, See [TSB] 23-54-98

GRAND CHEROKEE (ZJ)		BODY		ENGINE		TRANSMISSION	
SERIES	LINE						
L = LOWLINE	T = JEEP - 2WD J = JEEP - 4WD	74 = SPORT UTILITY 4-DR		ELF = 5.2L V8 MPI Engine EML = 5.9L V8 MPI Engine ERH = 4.0L Power Tech I-6 Engine		DGK = 4-Spd. Automatic 42RE Transmission DGT = 4-Spd. Automatic 46RE Transmission DGW = TRANSMISSION - 4-SPD. AUTOMATIC, 44RE DGO = ALL AUTOMATIC TRANSMISSIONS	

AR = use ase required - = Non illustrated part

Lift Door, Latch And Hinges  
Figure SZJ-1310



ITEM	PART NUMBER	QTY	LINE	SERIES	BODY	ENGINE	TRANS	TRIM	DESCRIPTION
1	55196457	1							LIFTGATE
2	55196457	1							PLATE, Serviced in Liftgate, (NOT SERVICED)
3	04796432	2							HINGE, Liftgate
4	06502986	4							SCREW AND WASHER, Pan Head, M8x1.25x30.00
5	06503764	4							SCREW AND WASHER, Hex Head, M8x1.25x25
6	06504462	2							SCREW
7	06504462	2							HEADER, Roof Rear, (NOT SERVICED)
8	06036026AA	2							SCREW, Hex Head Shoulder Tapping, .312-18x1.83
9	55254847	2							BUMPER, Liftgate
10	55295716AB	1							ACTUATOR, Liftgate Lock
11	55076391AB	1							HANDLE AND SWITCH, Liftgate
12	04883254	1							LATCH, Liftgate
-13	56005640	1							SWITCH, Alarm and Cargo Lamp, Security Alarm/Cargo Lamp
14									SUPPORT, Liftgate Strut
	55075704AB	1							Right
	G0004856AB								Mopar V-Line Alternative Part
	VLZJ9398AA								Mopar Alternative Liftgate Support Kit (2-liftgate supports)
	55075705AB	1							Left
	G0004857AB								Mopar V-Line Alternative Part
	VLZJ9398AA								Mopar Alternative Liftgate Support Kit (2-liftgate supports)
15	55075705AB	1							SCREW, M6x1x25, (NOT SERVICED)
16	55075205	2							BALL STUD, Liftgate Glass
17	55076022	1							ROD, Liftgate Actuator, Power Liftgate
18	06501730	4							NUT, Retainer, M6 x 1.00
19	55031860	1							ROD, Liftgate Handle to Latch
20	06503154	1							SCREW AND WASHER, Round Head, M8x1.25x20
21	06502623	2							SCREW, Flat Head, M8x1.25x23
22	55296077	1							STRIKER, Door Latch

GRAND CHEROKEE (ZJ)

SERIES	LINE
L = LOWLINE	T = JEEP - 2WD J = JEEP - 4WD

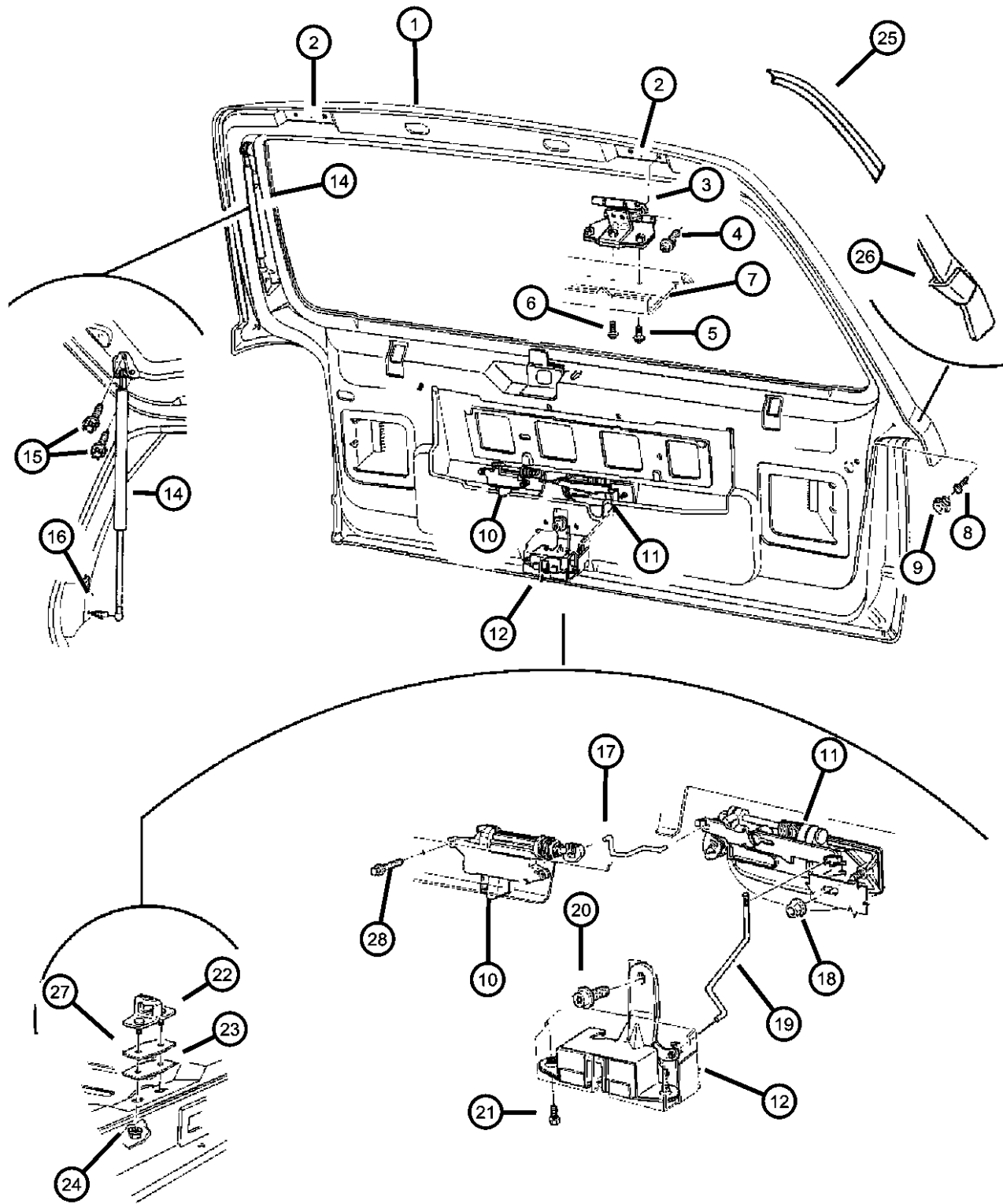
BODY
74 = SPORT UTILITY 4-DR

ENGINE
ELF = 5.2L V8 MPI Engine EML = 5.9L V8 MPI Engine ERH = 4.0L Power Tech I-6 Engine

TRANSMISSION
DGK = 4-Spd. Automatic 42RE Transmission DGT = 4-Spd. Automatic 46RE Transmission DGW = TRANSMISSION - 4-SPD. AUTOMATIC, 44RE DGO = ALL AUTOMATIC TRANSMISSIONS

AR = use ase required - = Non illustrated part

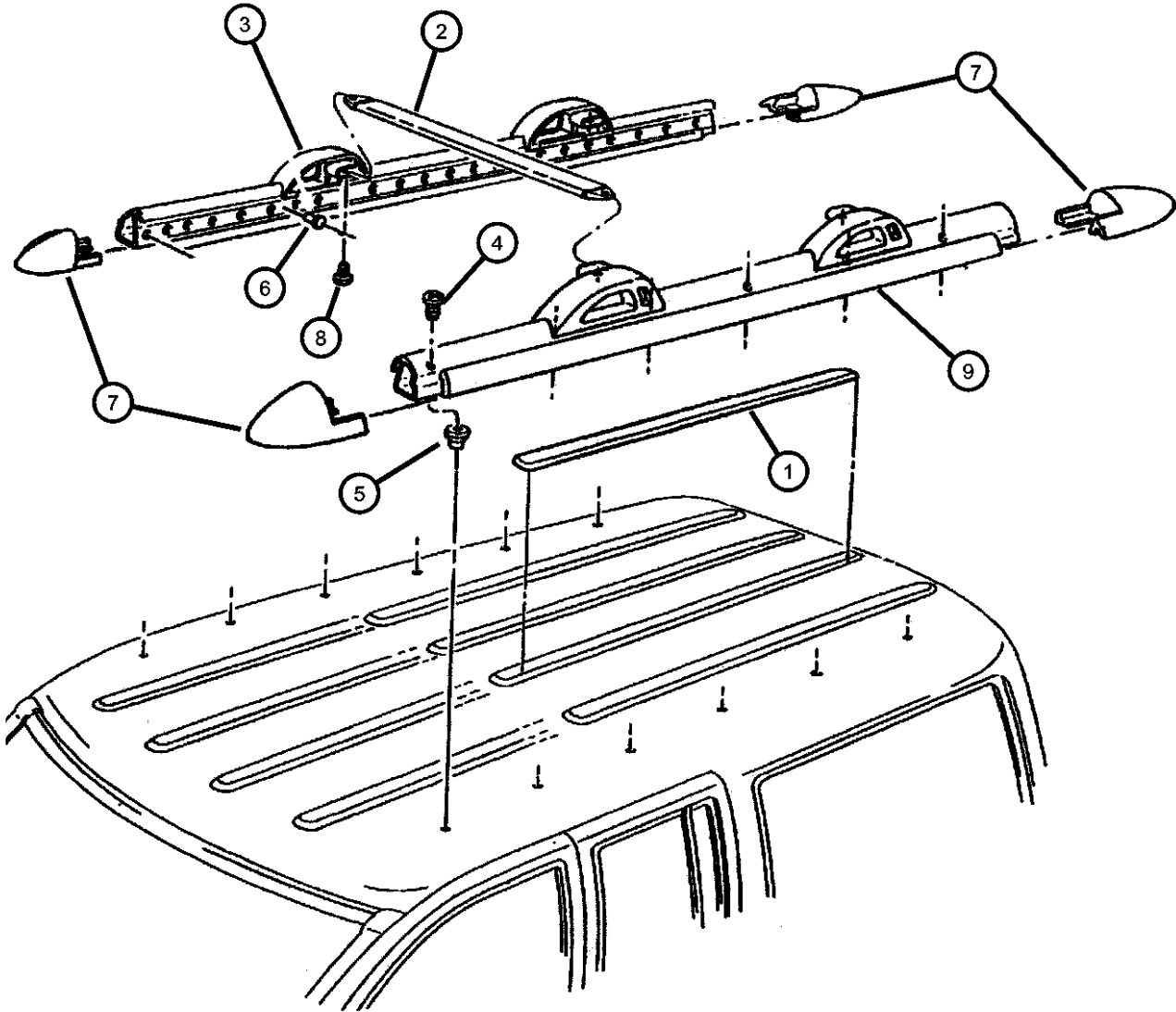
Lift Door, Latch And Hinges  
Figure SZJ-1310



ITEM	PART NUMBER	QTY	LINE	SERIES	BODY	ENGINE	TRANS	TRIM	DESCRIPTION
23	55075320	1							STRIKER, Seal Plate, Striker Seal
24	06101761	2							NUT, Coned Washer, M10 x 1.50
25	55135179	1							SEAL, Liftgate, To Body
26	55295615	2							STRIP, Liftgate Edge Protector
27	55075677	AR							STRIKER, Seal Plate
28	55075677	AR							SCREW, .25-14x.75, (NOT SERVICED)
-29	06035029	4							SCREW, Hex Flange Head Tapping, .19-16x.50, Attach License Plate

GRAND CHEROKEE (ZJ)		BODY		ENGINE		TRANSMISSION	
SERIES	LINE						
L = LOWLINE	T = JEEP - 2WD J = JEEP - 4WD	74 = SPORT UTILITY 4-DR		ELF = 5.2L V8 MPI Engine EML = 5.9L V8 MPI Engine ERH = 4.0L Power Tech I-6 Engine		DGK = 4-Spd. Automatic 42RE Transmission DGT = 4-Spd. Automatic 46RE Transmission DGW = TRANSMISSION - 4-SPD. AUTOMATIC, 44RE DGO = ALL AUTOMATIC TRANSMISSIONS	

Roof Rack, Laredo  
Figure SZJ-1610



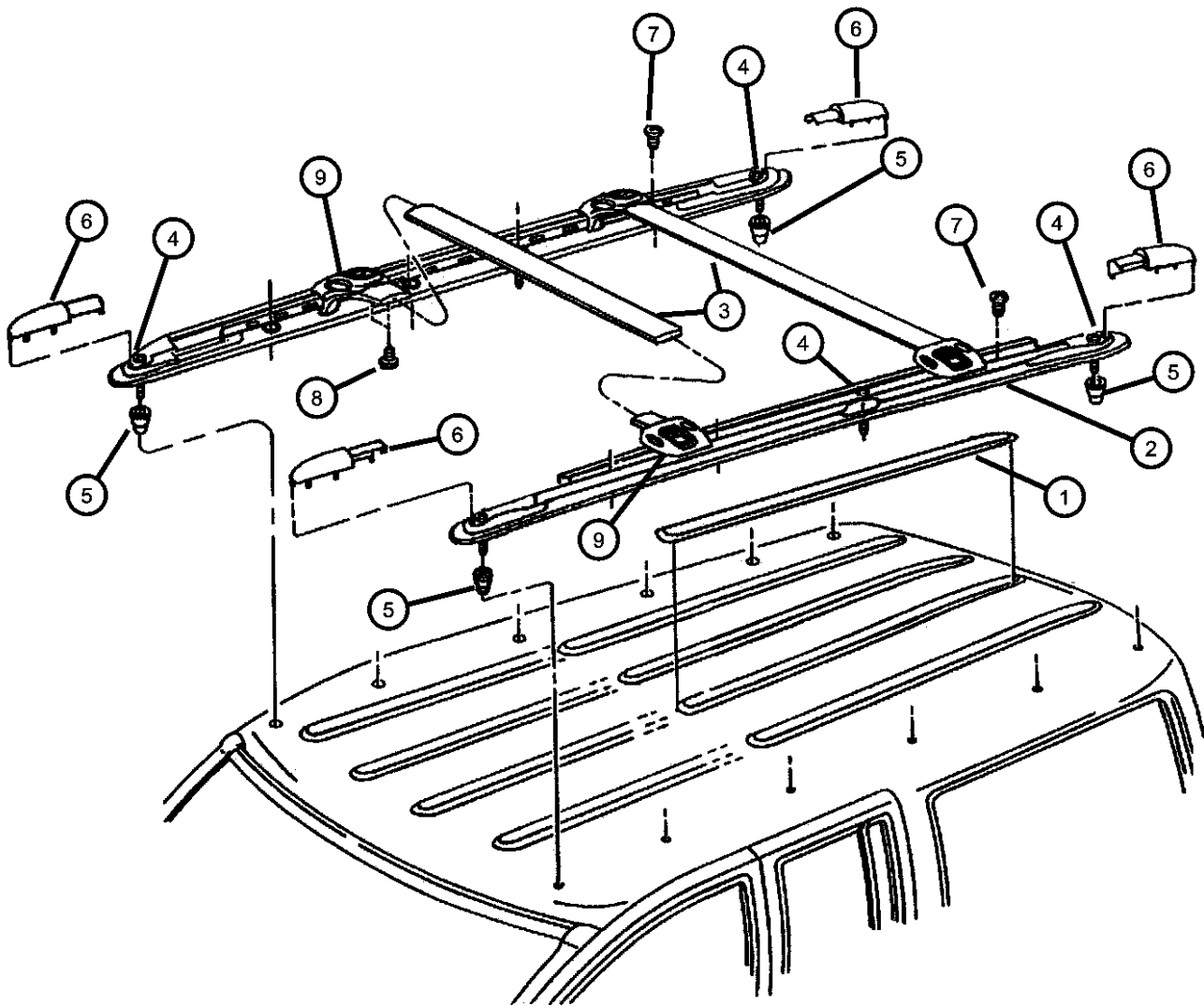
ITEM	PART NUMBER	QTY	LINE	SERIES	BODY	ENGINE	TRANS	TRIM	DESCRIPTION
With Sales Code [MWG]									
1	55075107	4							SKID STRIP, Roof Rack
2	04897995AA	1							RAIL, Luggage Rack Side
3									STANCHION, LUGG RACK CROSS RAIL
	55076028AB	2							Right
	55076029AB	2							Left
4	06505489AA	12							SCREW, Pan Head
5	06504363	12							NUT/RIVET, Round, M6.00 x 1.00 x 15.00
6	06504363	12							RIVET, Sunroof Stop, (NOT SERVICED)
7									CAP, Side Rail
	55075918	2							Right
	55075919	2							Left
8	06035499	4							SCREW, Pan Head Tapping, .242-10x.625
9	04883432AA	2							RAIL, Luggage Rack Side

GRAND CHEROKEE (ZJ)

SERIES	LINE	BODY	ENGINE	TRANSMISSION
L = LOWLINE	T = JEEP - 2WD J = JEEP - 4WD	74 = SPORT UTILITY 4-DR	ELF = 5.2L V8 MPI Engine EML = 5.9L V8 MPI Engine ERH = 4.0L Power Tech I-6 Engine	DGK = 4-Spd. Automatic 42RE Transmission DGT = 4-Spd. Automatic 46RE Transmission DGW = TRANSMISSION - 4-SPD. AUTOMATIC, 44RE DGO = ALL AUTOMATIC TRANSMISSIONS

AR = use ase required - = Non illustrated part

Roof Rack, Limited 5.9 Package  
Figure SZJ-1620



ITEM	PART NUMBER	QTY	LINE	SERIES	BODY	ENGINE	TRANS	TRIM	DESCRIPTION
With Sales Code [MWA]									
1	55075107	4							SKID STRIP, Roof Rack
2									RAIL, Roof
	5FP78DX9	1							Right
	5FP81DX9	1							Left
3	5FP80DX9AB	2							CROSS RAIL, Roof Rack
4	06505217AA	3							SCREW, Pan Head
5	06504363	12							NUT/RIVET, Round, M6.00 x 1.00 x 15.00
6									COVER, Luggage Rack
	04676646	2							Right
	04676647	2							Left
7	06505351AA	6							SCREW, Pan Head
8	06505351AA	6							SCREW, .164-18x.393, (NOT SERVICED)
9									STANCHION, Luggage Rack Cross Bar
	04883124	1							Right
	04883125	1							Left

GRAND CHEROKEE (ZJ)

SERIES LINE  
L = LOWLINE T = JEEP - 2WD  
J = JEEP - 4WD

BODY  
74 = SPORT UTILITY 4-DR

ENGINE  
ELF = 5.2L V8 MPI Engine  
EML = 5.9L V8 MPI Engine  
ERH = 4.0L Power Tech I-6 Engine

TRANSMISSION  
DGK = 4-Spd. Automatic 42RE Transmission  
DGT = 4-Spd. Automatic 46RE Transmission  
DGW = TRANSMISSION - 4-SPD. AUTOMATIC, 44RE  
DGO = ALL AUTOMATIC TRANSMISSIONS